

**Trends in Texas Commercial  
Fishery Landings, 1972-1997**


**by  
Lance Robinson,  
Page Campbell,  
and  
Linda Butler**

**Management Data Series  
No. 158  
1998**



**COASTAL FISHERIES DIVISION**

4200 Smith School Road  
Austin, Texas 78744



TRENDS IN TEXAS COMMERCIAL FISHERY LANDINGS, 1972-1997


by

Lance Robinson, Page Campbell, and Linda Butler

MANAGEMENT DATA SERIES

No. 158

1998



Texas Parks and Wildlife Department  
Coastal Fisheries Division  
4200 Smith School Road  
Austin, Texas 78744

## LIST OF TABLES

|           |  |    |
|-----------|--|----|
| Table 1.  | List of common and scientific names of species caught or landed in Texas . . . . .                                       | 8  |
| Table 2.  | Summary of commercial fishing seasons in Texas marine waters during 1997 . . . . .                                       | 11 |
| Table 3.  | Texas commercial finfish and shellfish landings (lb x 1000), 1972-1997 . . . . .   | 12 |
| Table 4.  | Texas commercial finfish and shellfish ex-vessel value (\$ x 1000), 1972-1997 . . . . .                                  | 14 |
| Table 5.  | Weight (lb x 1000) of the most important commercial species landed from Texas bay systems, 1972-1997 . . . . .           | 16 |
| Table 6.  | Ex-vessel value (\$ x 1000) of the most important commercial species landed from Texas bay systems, 1972-1997 . . . . .  | 18 |
| Table 7.  | Weight (lb x 1000) of "other" finfish species landed commercially from Texas bay systems, 1972-1997 . . . . .            | 20 |
| Table 8.  | Ex-vessel value (\$ x 1000) of "other" finfish species landed commercially from Texas bay systems, 1972-1997 . . . . .   | 22 |
| Table 9.  | Weight (lb x 1000) of "other" shellfish species landed commercially from Texas bay systems, 1972-1997 . . . . .          | 24 |
| Table 10. | Ex-vessel value (\$ x 1000) of "other" shellfish species landed commercially from Texas bay systems, 1972-1997 . . . . . | 25 |
| Table 11. | Weight (lb x 1000) of the most important commercial species landed from the Gulf of Mexico, 1972-1997 . . . . .          | 26 |
| Table 12. | Ex-vessel value (\$ x 1000) of the most important commercial species landed from the Gulf of Mexico, 1972-1997 . . . . . | 28 |
| Table 13. | Weight (lb x 1000) of "other" finfish species landed commercially from the Gulf of Mexico, 1972-1997 . . . . .           | 30 |
| Table 14. | Ex-vessel value (\$ x 1000) of "other" finfish species landed commercially from the Gulf of Mexico, 1972-1997 . . . . .  | 32 |

|           |   |    |
|-----------|---|----|
| Table 15. | Weight (lb x 1000) of "other" shellfish species landed commercially from the Gulf of Mexico, 1972-1997 .....          | 34 |
| Table 16. | Ex-vessel value (\$ x 1000) of "other" shellfish species landed commercially from the Gulf of Mexico, 1972-1997 ..... | 35 |
| Table 17. | Ex-vessel price (\$/lb) of finfish, 1972-1997 .....   | 36 |
| Table 18. | Ex-vessel price (\$/lb) of shellfish, 1972-1997 .....   | 37 |

## LIST OF FIGURES

|            |   |    |
|------------|---|----|
| Figure 1.  | Texas bay systems and Gulf of Mexico grid zones .....   | 38 |
| Figure 2.  | Monthly Aquatic Products Report (MAPR) form .....   | 39 |
| Figure 3.  | Texas commercial landings (lb) and ex-vessel value (\$) for all seafood from bays and the Gulf of Mexico (grand total), by year for 1972-1997 .....   | 40 |
| Figure 4.  | Texas commercial landings (lb) and ex-vessel value (\$) of brown and pink shrimp, white shrimp, other shrimp and total shrimp landed for 1972-1997. ....                                      | 41 |
| Figure 5.  | Texas commercial landings (lb) and ex-vessel value (\$) of blue crab, Eastern oyster, other shellfish and total shellfish landed for 1972-1997 .....  | 42 |
| Figure 6.  | Texas commercial landings (lb) and ex-vessel value (\$) of black drum, flounder, sheepshead, and snapper (all species) landed for 1972-1997 .....   | 43 |
| Figure 7.  | Texas commercial landings (lb) and ex-vessel value (\$) of total finfish for 1972-1997 .....  | 44 |
| Figure 8.  | Percent of total coastwide bay and Gulf landings and ex-vessel value contributed by major commercial species groups for the interval 1993-1997 .....  | 45 |
| Figure 9.  | Percent of total landings of brown and pink shrimp, white shrimp, blue crabs, and Eastern oysters contributed by each major bay system for the interval 1993-1997 .....                       | 46 |
| Figure 10. | Percent of total finfish landings from bays contributed by each bay system and percent of total finfish landings from the Gulf contributed by each grid zone for the interval 1993-1997 ..... | 47 |
| Figure 11. | Texas commercial landings (lb) and ex-vessel value (\$) of bait shrimp (live and dead) landed for 1994-1997 .....   | 48 |

## LIST OF APPENDICES

|             |  |     |
|-------------|--|-----|
| Appendix A. | Conversion factors used for finfish and shellfish .....  | 49  |
| Appendix B. | Weight (lb) and ex-vessel value (\$), by bay system, of commercial finfish and shellfish landings along the Texas coast, 1972-1997 .....   | 52  |
| Appendix C. | Weight (lb) and ex-vessel value (\$), by grid zone, of commercial finfish and shellfish, except shrimp, landings from the Gulf of Mexico off Texas, 1972-1997 .....  | 89  |
| Appendix D. | Monthly commercial finfish and shellfish landings (lb) and ex-vessel value (\$), by bay system, for Texas bays during 1997 .....   | 110 |
| Appendix E. | Monthly commercial finfish and shellfish (except shrimp) landings (lb) and ex-vessel value (\$), by grid zone, for the Gulf of Mexico off Texas during 1997 .....  | 129 |
| Appendix F. | Weight (lb) and ex-vessel value (\$) of menhaden caught off Texas but landed commercially in Louisiana, 1977-1997 .....  | 144 |
| Appendix G. | Weight (lb) of Eastern oyster meat transplanted to private oyster leases, and weight and ex-vessel value (\$) of reported commercial landings from private oyster leases in Texas bay systems, 1977-1997 ..... | 146 |
| Appendix H. | Number of commercial licenses sold in Texas in each fiscal year (September-August) from 1956-1997 .....  | 150 |
| Appendix I. | Weight (lb) and ex-vessel value (\$), coastwide (1994-1997) and by bay system, of bait shrimp (live and dead) landed along the Texas coast during 1997 .....   | 155 |
| Appendix J. | Weight (lb) and ex-vessel value (\$), coastwide and by grid zone, of bait shrimp (live and dead) landed from the Gulf of Mexico off Texas during 1997 .....  | 167 |

## ACKNOWLEDGEMENTS

This project was jointly funded by the Texas Parks and Wildlife Department and the U. S. Department of Commerce, National Oceanic and Atmospheric Administration, National Marine Fisheries Service under the Texas/NOAA Cooperative Statistics Grant.

## ABSTRACT

This report summarizes annual commercial landings and ex-vessel value statistics of finfish and shellfish harvested from Texas bays and the Gulf of Mexico off Texas. Seafood dealers submitted monthly reports of purchases of shrimp, finfish, crabs, and oysters to either Texas Parks and Wildlife Department or National Marine Fisheries Service. These landings and value data for individual species groups are summarized by bay or Gulf area from which the product was taken by month landed. Total coastwide landings in 1997 were more than 81 million pounds with an ex-vessel value of over \$188 million.

Shrimp accounted for 79% of the weight and 88% of the ex-vessel value of all seafood landed in 1997. Shrimp landings for Texas were the lowest since 1972, however the value was higher than either 1995 or 1996 levels. Bay shrimp landings increased 19% from 1996 levels, whereas Gulf landings fell 20% from 1996 levels. Gulf landings were the lowest since 1972. During 1997 blue crab, Eastern oyster, and finfish made up 7%, 6%, and 8% of total landings, respectively, and 2%, 6%, and 4% of the total ex-vessel value, respectively. Total finfish landings in 1997 fell 17% from 1996. However, landings for king mackerel and swordfish rose 78% and 98%, respectively.



## INTRODUCTION

Gulland (1977) emphasized the importance to the fishery manager of knowing the landings of a marine resource. Landings data from both recreational and commercial fishermen are required to assess the needs for and the impacts of saltwater fishing regulations. Economic and sociologic information can also be inferred from landings data to allow for management based on the concept of optimum sustainable yield (Radovich 1975; Demory and Golden 1983; Prochaska and Cato 1983). Annual recreational fish landings in Texas have been estimated since 1974 based on on-site interviews at fishing access sites (Warren et al. 1994; TPW Unpublished Data).

Reports of commercial landings of marine species from Texas bays and the Gulf of Mexico (Gulf) off Texas (Figure 1) have been collected from seafood dealers since 1887 (Perret et al. 1980). These early data were collected sporadically until 1936 when annual surveys were initiated (Game, Fish and Oyster Commission 1937). Since 1936, the Texas Parks and Wildlife Department (TPW) has monitored the landings and value of marine fishes, Eastern oysters (*Crassostrea virginica*), crabs and shrimp through a mandatory self-reporting system currently known as the Monthly Aquatic Products Report (MAPR, Figure 2) which is completed by seafood dealers (and bait dealers since September 1991). Since 1956, the National Marine Fisheries Service (NMFS) has collected landings data on shrimp through dealer reports and shrimp vessel crew interviews (Prytherch 1980), while TPW has continued to collect data on finfish, crabs and Eastern oysters. An informal data exchange between agencies permitted the compilation of total self-reported landings of marine species. Beginning 1 April 1985, TPW and NMFS instituted a formal cooperative agreement to collect and exchange commercial fisheries statistics.

From 1977 through 1981, additional landings information, including daily landings by species, was required of commercial finfish fishermen through Individual Sales Transaction (IST) forms. The use of the IST form was discontinued in March 1982 by the TPW Commission because the data were inaccurate and the reporting system was largely duplicative (Green and Thompson 1981).

This report summarizes the landings and ex-vessel value of seafood and bait purchased from commercial fishermen by seafood and bait dealers and reported to TPW, and landings and ex-vessel value data collected by NMFS, from 1972 through 1997.

## MATERIALS AND METHODS

Licensed seafood and bait dealers are required to complete a MAPR (Figure 2) each month, listing the water body, total weight and price paid for each species purchased from commercial fishermen. A list of fishes commonly caught and reported by the commercial sector are listed in Table 1. The report from each dealer, detailing the preceding month's transactions, was due at TPW's Seabrook Marine Laboratory office on or before the 10th day of each month. The Division of Statistics-Market News, NMFS, collected shrimp and menhaden landings and value

data. Shrimp landings reported on MAPRs (except those reported as live and dead bait) were provided to NMFS and landings of shrimp, finfish and other seafood products gathered by NMFS were provided to TPW. Finfish landings collected by NMFS but not purchased or handled by licensed seafood dealers are not included in this report. Commercial fishermen fishing in 1997 were subject to the fishing seasons listed in Table 2.

All MAPRs were checked for completeness by TPW personnel. If errors were identified, the submitting dealer was contacted to verify accuracy of the data. Except for Eastern oysters all seafood products not reported in live weight by dealers were converted to live weight (round weight) using conversion factors listed in Appendix A. Eastern oyster landings were converted to meat weight (Appendix A: Table A.2).

Landings of Eastern oysters from private leases were reported by leaseholders through MAPRs, monthly oyster harvest reports submitted to the Seabrook office of TPW and annual summary forms submitted to the Texas Department of Health, Austin. In case of discrepancies between monthly and annual summaries, the highest values for landings were used.

Gulf shrimp landed at Texas ports and reported to TPW by the Division of Statistics-Market News, NMFS, may include shrimp harvested from the waters of other states or from areas outside the territorial waters of the U.S. in addition to those from Texas waters. NMFS reports shrimp landings from statistical grid zones along the entire U.S. Gulf coast, including Texas, in their publication Gulf Coast Shrimp Data. Gulf shrimp landings in this report are pooled for all grid zones off Texas. Unless otherwise noted, shrimp landings reported do not include live or dead bait.

Gulf menhaden (*Brevoortia patronus*) caught off Texas and landed in Louisiana are reported to TPW by NMFS, Population Dynamics Team, Beaufort Laboratory. Menhaden landings for 1997 were not finalized by NMFS in time to include in this report and should be considered incomplete.

Ex-vessel price per pound in Tables 17 and 18 were determined by taking the total value for each species and dividing by each corresponding total weight. Count sizes and weight classes were not considered.

Any difference in this report compared to previous reports is due to updating of the data base and the most recent report should be considered the most accurate. Except where noted, data are reported by calendar year.

## RESULTS

During the twenty-six years covered by this report (1972-97) 2.5 billion pounds of seafood products (over \$4.2 billion) were reported harvested from Texas bays and the Gulf of Mexico and landed in Texas (Tables 3-16). Total landings fluctuated irregularly while ex-vessel value

generally increased through 1986 and fluctuated thereafter (Figure 3). Long term trends in landings and ex-vessel value of shrimp, crabs, Eastern oysters and finfish are presented in Figures 4, 5, 6 and 7.

During the last five years (1993-1997), brown shrimp (*Penaeus aztecus*), pink shrimp (*P. duorarum*), and white shrimp (*P. setiferus*), represented about 75% of the total coastwide bay and Gulf landings by weight and 88% of total ex-vessel value (Figure 8). Blue crabs (*Callinectes sapidus*), represented 7% of total landings and 2% of ex-vessel value. Eastern oysters represented 6% of total landings and ex-vessel value. Finfish collectively represented 8% of total landings and 4% of ex-vessel value. Gulf landings constituted 59% of total landings and 74% of total ex-vessel value. King mackerel (*Scomberomorus cavalla*) and swordfish (*Xiphias gladius*) landings increased 78% and 98%, respectively over 1996 landings (Table 13). Ex-vessel price for these two species also increased (king mackerel, 65%; swordfish, 52%) during 1997 (Table 14).

A comparison of landings among bay systems for 1993 through 1997, indicates that landings from the Galveston Bay system (Figure 9) exceeded all others for white shrimp (53%). Most brown and pink shrimp landings (73%) were from Galveston Bay, Matagorda, and Aransas bays. Blue crabs were landed predominately (49%) from the Galveston Bay and Sabine Lake systems. Eastern oysters were landed almost exclusively from Galveston Bay (87%). Most finfish (78%) were landed in Corpus Christi Bay, upper Laguna Madre, and lower Laguna Madre (Figure 10). A comparison of the distribution of finfish landings among Gulf grid zones during the same interval indicates that landings were greatest (57%) in grid zone 18 (Figure 10).

During the last five years (1993-1997), mean price per pound paid to commercial fishermen for black drum (*Pogonias cromis*) and flounder (*Paralichthyes spp.*) has generally increased (Table 17). In 1997 black drum and flounder saw the largest one year reduction in landings over the previous year (35% and 38%, respectively) (Table 3). Ex-vessel values for these two species fell accordingly (black drum 39%; flounder 42%) (Table 4). The 1997 mean price per pound for black drum and flounder fell slightly from 1996 levels (7% and 6%, respectively) (Table 17). However, the 1997 mean price per pound reported for flounder is still the third highest reported since 1972. Snapper mean price per pound was down 9% in 1996 (Table 17).

Brown and pink shrimp landings for 1997 (Table 3) fell 15% while ex-vessel values rose 1% from 1996 values (Table 4). Mean price per pound paid for brown and pink shrimp rose 18% over 1996 levels (Table 18). White shrimp landings fell 11% in 1997. Ex-vessel values rose 3% but mean price per pound for white shrimp was up 15% over 1996 averages (Table 18).

Coastwide blue crab landings and ex-vessel values fell 9% and 13%, respectively from 1996 levels (Tables 3 and 4). Mean price per pound for crabs also fell in 1997 (Table 18). Eastern oyster landings and ex-vessel values for 1997 fell from 1996 levels (20% and 11%, respectively) however, average price per pound of meats (Table 18) continued to rise (11% over 1996 levels).

Annual summaries of landings and ex-vessel value by bay system and Gulf grid zone are presented in Appendices B and C. Monthly summaries of 1997 landings and ex-vessel values for

Texas bay systems and for Gulf grid zones off Texas are presented in Appendices D and E.

Annual weight and ex-vessel value of Gulf menhaden caught off Texas but landed commercially in Louisiana during 1977-1997 are presented in Appendix F. During this 20-year period, landings and ex-vessel value of menhaden have fluctuated substantially but a long-term trend is not obvious.

Volume of Eastern oysters transplanted annually to private oyster leases in Texas bays, and the weight and ex-vessel value of Eastern oysters harvested annually from leases from 1977 to 1997 are presented in Appendix G. Number of leases and total acreage leased have remained relatively constant since 1979, whereas total weight landed and ex-vessel value have fluctuated among years. During 1997, almost 1 million pounds of meat with an ex-vessel value of over \$2.5 million were landed in Texas from oyster leases. This represents a 32% reduction in lease harvest over 1996 landings.

Number of commercial licenses sold in Texas in each fiscal year (September-August) from 1956 to 1997 are presented in Appendix H. During the last five years (1993-1997), the general trend in the number of retail fish dealer licenses has been variable (Appendix H: Table H.1.). However, during 1997, total retail license sales fell 12% from 1996. The number of wholesale dealer licenses fell 11% from 1996, but this still represents the second highest level since 1956. Since 1995 bay shrimp boat licenses and bait shrimp boat licenses have declined 17% and 18%, respectively (Table H.4.). This may be due to the 1995 implementation of the Shrimp License Management Program for these fisheries.

Annual and monthly bait shrimp summaries of 1997 landings and ex-vessel value by bay system and Gulf grid zone are presented in Appendices I and J. Live bait shrimp and dead bait shrimp landings and value appear to have increased since 1994 (Figure 11). Shrimp landings reported as bait and ex-vessel value increased by 29% and 15%, respectively, over 1996 levels (Table I.1). Over 48% of the reported live bait shrimp and 76% of the dead bait shrimp were landed in the Galveston Bay system (Table I.2.b). This represents about 45% and 67%, respectively, of the total ex-vessel value reported for live and dead bait shrimp.

## DISCUSSION

About 81.5 million pounds of seafood with an ex-vessel value of over \$188 million were reported for 1997. Total landings in 1997 fell by 12% over 1996 values. Bait shrimp (live and dead) landings in 1997 were over 1.8 million pounds with an ex-vessel value of over \$3.5 million. Using an approximate expansion factor of three (Grubb 1973), the total economic impact of this industry at the wholesale level (including live and dead bait shrimp) in Texas for 1997 was over \$576 million. This expansion does not include the incomplete landings of menhaden caught in 1997 off Texas but landed in Louisiana (Table F.1.).

Brown shrimp is the single most valuable species in the commercial fishery. Although landings of brown shrimp are not reported separately from those of pink shrimp, Christmas and

Etzold (1977) have estimated that brown shrimp constitute about 95% of the landings of these two species combined. The value of the bay fishery relies primarily on brown shrimp followed by white shrimp, Eastern oysters, blue crabs and finfish in order of decreasing value.

Although dealer reports have been used to determine relative commercial seafood landings, several assumptions must be made. In particular, the amount of inaccurate or incomplete reporting is unknown and must be considered constant when making temporal or spatial comparisons. Different reporting requirements can affect the amount of non-reporting, and thus estimates of relative abundance based on reported landings (Green and Thompson 1981).

Deficiencies in reporting requirements and enforcement also affect the utility of commercial landings data. The 72nd Legislature enacted legislation, effective 1 September 1991, which increased the maximum penalty to \$500 and possible license forfeiture for failing to file a required report (Anonymous 1991). Present Texas law, however, does not require all commercial landings to be reported. Unlicensed consumers who purchase seafood products directly from commercial fishermen without the intent to resell the products are exempt from reporting. The effect of non-reporting for this sector will continue to be unknown until the program is further developed. Marine products harvested by licensed commercial fishermen and sold directly to a restaurant owner, operator or employee for consumption by the restaurant's patrons on the restaurant's premises are not reportable. Marine products harvested as bait and sold to a licensed bait or seafood dealer were not reportable until September 1991. However, comprehensive implementation of the bait program was not completed until 1994. Increases in reported landings in bait shrimp from 1996 to 1997 may have been due to non- or incorrect reporting of bait shrimp in previous years. Reporting compliance and accuracy has improved, due primarily to increased personal contacts by Coastal Fisheries Division personnel and improved law enforcement. Although the MAPR form provides a section for gear used, reporting is low, probably because it is not mandatory at this time. This limits the ability to provide estimates of commercial fishing effort by gear type for each species landed. These deficiencies may limit the use of these commercial data for fisheries management purposes.

## LITERATURE CITED

- Anonymous. 1991. Texas Parks and Wildlife Laws: State of Texas 1991-1992. West Publishing Company, St. Paul, Minnesota.
- Chin, Edward. 1960. The bait shrimp fishery of Galveston Bay, Texas. Transactions of the American Fisheries Society, 89(2):135-141.
- Christmas, J. Y. and D. J. Etzold, editors. 1977. The shrimp fishery of the Gulf of Mexico United States: a regional management plan. Gulf Coast Research Laboratory, Technical Report Series, Number 2. Ocean Springs, Mississippi.
- Demory, R. L. and J. T. Golden. 1983. Sampling the commercial catch. *In*: Fisheries Techniques (L.A. Nielsen and D.L. Johnson, eds.). American Fisheries Society, Bethesda, Maryland.
- Game, Fish and Oyster Commission. 1937. Annual Report, Fiscal Year 1936-37. Austin, Texas.
- Green, A. W. and K. L. Thompson. 1981. Comparison between reported and estimated commercial finfish landings from the central Texas coast. Texas Parks and Wildlife Department, Coastal Fisheries Branch, Management Data Series Number 20. Austin, Texas.
- Grubb, H. W. 1973. The structure of the Texas economy. Volume I. Office of the Governor, Austin, Texas.
- Gulland, J. A. 1977. The management of marine fisheries. University of Washington Press, Seattle.
- Hofstetter, R. P. 1977. Trends in population levels of the American oyster (*Crassostrea virginica*, Gmelin) on public reefs in Galveston Bay, Texas. Texas Parks and Wildlife Department, Technical Series Number 24. Austin, Texas.
- Leary, S. P. 1967. The crabs of Texas. Texas Parks and Wildlife Department, Bulletin Number 43. Austin, Texas.
- Perret, W. S., J. E. Weaver, R. O. Williams, P. L. Johansen, T. D. McIlwain, R. D. Raulerson, and W. M. Tatum. 1980. Fishery profiles of red drum and spotted seatrout. Gulf States Marine Fisheries Commission Report Number 6. Ocean Springs, Mississippi.
- Prochaska, F. J. and J. C. Cato. 1983. Economic considerations for fishery management. *In*: Fisheries Techniques (L.A. Nielsen and D.L. Johnson, eds.). American Fisheries Society, Bethesda, Maryland.

- Prytherch, H. F. 1980. A directory of fishery data collection activities conducted by the Statistical Surveys Division in the southeast region of the United States. United States Department of Commerce, National Oceanic and Atmospheric Administration, National Marine Fisheries Service, Southeast Fisheries Center.
- Radovich, J. 1975. Application of optimum sustainable yield theory to marine fisheries. In: P. M. Roedel, editor, Optimum sustainable yield as a concept in fisheries management. Special Publication Number 9, American Fisheries Society, Washington, District of Columbia.
- Rathjen, W. F. 1973. Northwest Atlantic squids. *Marine Fisheries Review*. 35(12):20-26.
- Robins, R. C., R. M. Bailey, C. E. Bond, J. R. Brooker, E. A. Lachner, R. N. Lea, and W. B. Scott. 1991. A list of common and scientific names of fishes from the United States and Canada, 5th edition. American Fisheries Society, Special Publication Number 20. Bethesda, Maryland.
- Turgeon, D. D., A. E. Bogan, E. V. Coan, W. K. Emerson, W. G. Lyons, W. L. Pratt, C. F. D. Roper, A. Scheltema, F. G. Thompson, and J. D. Williams. 1988. Common and scientific names of aquatic invertebrates from the United States and Canada: Mollusks. American Fisheries Society Special Publication 16.
- Warren, T. A., L. M. Green, and K. W. Spiller. 1994. Trends in finfish landings of sport-boat anglers in Texas marine waters, May 1974-May 1992. (Management Data Series Number 109) Texas Parks and Wildlife Department, Coastal Fisheries Division, Austin, Texas.

Table 1. List of common and scientific names of species caught or landed in Texas.

| Common name          | Scientific name <sup>a</sup>       |
|----------------------|------------------------------------|
| <b>FINFISH</b>       |                                    |
| Alligator gar        | <i>Lepisosteus spatula</i>         |
| Atlantic croaker     | <i>Micropogonias undulatus</i>     |
| Atlantic cutlassfish | <i>Trichiurus lepturus</i>         |
| Atlantic moonfish    | <i>Selene setapinnis</i>           |
| Atlantic spadefish   | <i>Chaetodipterus faber</i>        |
| Black drum           | <i>Pogonias cromis</i>             |
| Bluefish             | <i>Pomatomus saltatrix</i>         |
| Blue runner          | <i>Caranx crysos</i>               |
| Cobia                | <i>Rachycentron canadum</i>        |
| Codfish              | Family Gadidae                     |
| Creville jack        | <i>Caranx hippos</i>               |
| Cusk eel             | Family Ophidiidae                  |
| Dolphin              | <i>Coryphaena hippurus</i>         |
| <b>Flounder</b>      |                                    |
| Gulf flounder        | <i>Paralichthys albigutta</i>      |
| Southern flounder    | <i>Paralichthys lethostigma</i>    |
| Florida pompano      | <i>Trachinotus carolinus</i>       |
| Gafftopsail catfish  | <i>Bagre marinus</i>               |
| Great barracuda      | <i>Sphyaena barracuda</i>          |
| Greater amberjack    | <i>Seriola dumerili</i>            |
| <b>Grouper</b>       |                                    |
| Black grouper        | <i>Mycteroperca bonasi</i>         |
| Jewfish              | <i>Epinephelus itajara</i>         |
| Nassau grouper       | <i>Epinephelus striatus</i>        |
| Scamp                | <i>Mycteroperca phenax</i>         |
| Warsaw grouper       | <i>Epinephelus nigritus</i>        |
| Yellowedge grouper   | <i>Epinephelus flavolimbatus</i>   |
| Yellowfin grouper    | <i>Mycteroperca venenosa</i>       |
| Yellowmouth grouper  | <i>Mycteroperca interstitialis</i> |
| Gulf butterfish      | <i>Peprilus burti</i>              |
| Herrings             | Family Clupeidae                   |
| Killifish            | Family Cyprinodontidae             |
| <b>Kingfish</b>      |                                    |
| Gulf kingfish        | <i>Menticirrhus littoralis</i>     |
| Southern kingfish    | <i>Menticirrhus americanus</i>     |
| <b>Mackerel</b>      |                                    |
| King mackerel        | <i>Scomberomorus cavalla</i>       |
| Spanish mackerel     | <i>Scomberomorus maculatus</i>     |



Table 1. (Cont'd).

| Common name                | Scientific name <sup>a</sup>         |
|----------------------------|--------------------------------------|
| <b>FINFISH (Continued)</b> |                                      |
| Menhaden                   | <i>Brevoortia sp.</i>                |
| Mullet                     |                                      |
| Striped mullet             | <i>Mugil cephalus</i>                |
| White mullet               | <i>Mugil curema</i>                  |
| Oilfish                    | <i>Ruvettus pretiosus</i>            |
| Pinfish                    | <i>Lagodon rhomboides</i>            |
| Pigfish                    | <i>Orthopristis chrysoptera</i>      |
| Porgies                    | Family Sparidae                      |
| Red drum                   | <i>Sciaenops ocellatus</i>           |
| Seatrout                   |                                      |
| Sand seatrout              | <i>Cynoscion arenarius</i>           |
| Silver seatrout            | <i>Cynoscion nothus</i>              |
| Spotted seatrout           | <i>Cynoscion nebulosus</i>           |
| Shark                      |                                      |
| Atlantic sharpnose         | <i>Rhizoprionodon terraenovae</i>    |
| Blacktip                   | <i>Carcharhinus limbatus</i>         |
| Bull                       | <i>Carcharhinus leucas</i>           |
| Greater hammerhead         | <i>Sphyrna mokarran</i>              |
| Shortfin mako              | <i>Isurus oxyrinchus</i>             |
| Sheepshead                 | <i>Archosargus probatocephalus</i>   |
| Snake eel                  | Family Ophichthidae                  |
| Snapper                    |                                      |
| Lane snapper               | <i>Lutjanus synagris</i>             |
| Red snapper                | <i>Lutjanus campechanus</i>          |
| Vermillion snapper         | <i>Rhomboplites aurorubens</i>       |
| Yellowtail snapper         | <i>Ocyurus chrysurus</i>             |
| Snook                      | Family Centropomidae                 |
| Stingray                   | Family Dasyatidae                    |
| Swordfish                  | <i>Xiphias gladius</i>               |
| Tilefish                   | <i>Lopholatilus chamaeleonticeps</i> |
| Triggerfish, gray          | <i>Balistes capriscus</i>            |
| Tuna                       |                                      |
| Atlantic bonita            | <i>Sarda sarda</i>                   |
| Blackfin                   | <i>Thunnus atlanticus</i>            |
| Little                     | <i>Euthynnus alletteratus</i>        |
| Yellowfin                  | <i>Thunnus albacares</i>             |
| Wahoo                      | <i>Acanthocybium solanderi</i>       |

Table 1. (Cont'd).

| Common name          | Scientific name <sup>a</sup>  |
|----------------------|-------------------------------|
| <b>SCALLOPS</b>      |                               |
| Atlantic bay scallop | <i>Argopecten irradians</i>   |
| Atlantic rangia      | <i>Rangia cuneata</i>         |
| <b>CRAB</b>          |                               |
| Blue crab            | <i>Callinectes sapidus</i>    |
| Stone crab           | <i>Menippe adina</i>          |
| <b>OYSTER</b>        |                               |
| Eastern oyster       | <i>Crassostrea virginica</i>  |
| <b>LOBSTER</b>       |                               |
| Shovelnose           | Family Scyllaridae            |
| Spiny                | <i>Panulirus argus</i>        |
| <b>SHRIMP</b>        |                               |
| Brown shrimp         | <i>Penaeus aztecus</i>        |
| White shrimp         | <i>Penaeus setiferus</i>      |
| Pink shrimp          | <i>Penaeus duorarum</i>       |
| <b>OTHER SHRIMP</b>  |                               |
| Rock shrimp          | <i>Sicyonia brevirostris</i>  |
| Mantis shrimp        | <i>Squilla empusa</i>         |
| Royal red shrimp     | <i>Hymenopenaeus robustus</i> |
| Seabob               | <i>Xiphopeneus kroyeri</i>    |
| <b>SQUID</b>         |                               |
| Brief squid          | <i>Lolliguncula brevis</i>    |
| Long-finned squid    | <i>Loligo pealei</i>          |

<sup>a</sup>Scientific names taken from Robins et al. (1991), Christmas and Etzold (1977), Hofstetter (1977), Leary (1967), Rathjen (1973) and Turgeon et al., (1988).

Table 2. Summary of commercial fishing seasons in Texas marine waters during 1997.

| Organism | Method                           | Location                           | Product           | Season                         | Time <sup>a</sup>  | Exceptions   |
|----------|----------------------------------|------------------------------------|-------------------|--------------------------------|--------------------|--|
| Shrimp   | Trawl                            | Bait and major bays                | Bait <sup>b</sup> | All year                       | Day <sup>c</sup>   | 2:00 p.m. closure (1 April-15 August). Night trawling permitted in Laguna Madre only.  |
|          | Trawl                            | Major bays                         | All <sup>b</sup>  | 15 May-15 Jul<br>15 Aug-15 Dec | Day <sup>c</sup>   | 2:00 pm closure.<br>None.  |
|          | Trawl                            | Major bays south of Colorado River | All <sup>b</sup>  | 01 Feb-15 Apr                  | Night <sup>d</sup> | None.  |
|          | Trawl                            | Gulf (>7 fathoms)                  | All <sup>b</sup>  | All year                       | 24 h               | Trawling prohibited from 15 May to 15 Jul, inclusive. Season may be modified by Texas Parks and Wildlife Department.   |
|          | Trawl                            | Gulf (0-7 fathoms)                 | All <sup>b</sup>  | All year                       | Day <sup>c</sup>   | Trawling prohibited from 15 May to 15 Jul inclusive, and 16 Dec to 1 Feb, inclusive (except for seabobs).  |
| Crabs    | Trap, trawl, net, hook, and line | Bays <sup>e</sup> , Gulf           | All               | All year                       | Day <sup>c</sup>   | None.  |
| Oysters  | Dredge                           | Bays <sup>e</sup>                  | Market oysters    | 1 Nov-30 Apr                   | Day <sup>c</sup>   | Seasons may be modified by Texas Department of Health and/or Texas Parks and Wildlife Department. For the area South of the Port Mansfield Channel and all private leases with permits, there is no closed season. |
| Finfish  | Perch trap, cast net, seine      | Bays <sup>e</sup> , Gulf           | Bait              | All year                       | 24 h               | None.  |
|          | Trotline                         | Bays <sup>e</sup>                  | All <sup>b</sup>  | All year                       | 24 h               | All gear must be removed from water between 1 p.m. Friday and 1 p.m. Sunday.   |
|          | Purse seine                      | Gulf                               | All <sup>b</sup>  | Apr-Nov <sup>f</sup>           | 24 h               | Legal in Gulf waters adjacent to all coastal counties, but prohibited within 1/2 mile of any shoreline or within 1 mile of any pass.   |

Restrictions and Definitions:

- <sup>a</sup>Gear fishing time.
- <sup>b</sup>Red drum and spotted seatrout excluded.
- <sup>c</sup>Day is defined as the time between 30 min. before sunrise and 30 min. after sunset.
- <sup>d</sup>Night is defined as the time between 30 min. after sunset and 30 min before sunrise.
- <sup>e</sup>Permitted in designated portions of bays.
- <sup>f</sup>Permitted in Gulf waters with restrictions.
- <sup>g</sup>Netting permitted from third Monday in Apr through the first day in November.

Table 3. Texas commercial finfish and shellfish landings (lb x 1000), 1972-1997.

| Year | Finfish    |          |             |         |        |        |                |         |        |           | Shellfish      |        |       |          |          | Grand Total |
|------|------------|----------|-------------|---------|--------|--------|----------------|---------|--------|-----------|----------------|--------|-------|----------|----------|-------------|
|      | Black drum | Flounder | Sheeps-head | Snapper | Other  | Total  | Shrimp         |         |        | Blue Crab | Eastern Oyster | Other  | Total |          |          |             |
|      |            |          |             |         |        |        | Brown and Pink | White   | Other  |           |                |        |       |          |          |             |
| 1972 | 1164.9     | 453.8    | 237.4       | 1238.0  | 3661.9 | 6755.9 | 79909.1        | 18218.3 | 13.2   | 98140.6   | 6464.4         | 3917.2 | 5.4   | 108527.5 | 115283.5 |             |
| 1973 | 1207.9     | 341.9    | 269.4       | 781.4   | 4672.4 | 7273.1 | 60142.0        | 22953.1 | 1025.0 | 84120.0   | 6881.1         | 1927.2 | 5.4   | 92933.8  | 100206.9 |             |
| 1974 | 1356.8     | 507.1    | 369.8       | 742.9   | 4985.3 | 7962.0 | 58983.5        | 17785.5 | 1437.3 | 78206.3   | 6087.6         | 1243.7 | 14.9  | 85552.6  | 93514.6  |             |
| 1975 | 1171.6     | 492.6    | 318.8       | 627.4   | 5017.2 | 7627.6 | 55142.8        | 14619.9 | 746.1  | 70508.8   | 5991.5         | 1756.0 | 6.5   | 78262.9  | 85890.4  |             |
| 1976 | 2090.6     | 434.5    | 379.0       | 495.1   | 4699.4 | 8098.6 | 58550.8        | 15492.3 | 363.3  | 74406.3   | 6668.4         | 3880.7 | 20.3  | 84975.7  | 93074.3  |             |
| 1977 | 1453.5     | 310.9    | 293.9       | 440.0   | 2795.7 | 5294.1 | 71897.5        | 19420.2 | 260.3  | 91578.0   | 8248.6         | 2600.5 | 13.8  | 102440.9 | 107734.9 |             |
| 1978 | 1785.5     | 237.1    | 327.9       | 388.3   | 2447.7 | 5186.4 | 62329.7        | 21464.7 | 332.3  | 84126.7   | 7469.6         | 1907.0 | 15.5  | 93518.8  | 98705.2  |             |
| 1979 | 1531.4     | 232.4    | 406.1       | 214.7   | 2163.7 | 4548.3 | 50459.3        | 16474.2 | 719.2  | 67652.7   | 8311.5         | 888.8  | 0.9   | 76853.9  | 81402.2  |             |
| 1980 | 1058.4     | 194.9    | 473.5       | 231.6   | 2392.6 | 4351.1 | 58332.0        | 14235.3 | 1330.3 | 73897.6   | 8953.0         | 1738.5 | 0.0   | 84589.0  | 88940.1  |             |
| 1981 | 663.8      | 130.4    | 202.8       | 165.9   | 1513.5 | 2676.5 | 78494.0        | 16160.5 | 1075.7 | 95730.2   | 6952.0         | 1306.6 | 0.0   | 103988.8 | 106665.3 |             |
| 1982 | 1249.0     | 535.9    | 322.4       | 369.6   | 524.1  | 3000.9 | 51386.4        | 18288.1 | 1211.1 | 70885.6   | 8009.9         | 3633.1 | 13.4  | 82542.0  | 85543.0  |             |
| 1983 | 1492.8     | 474.3    | 275.9       | 261.9   | 425.6  | 2930.5 | 50707.3        | 20369.5 | 916.9  | 71993.6   | 8829.1         | 7940.7 | 7.8   | 88771.3  | 91701.9  |             |
| 1984 | 900.2      | 380.1    | 179.2       | 452.2   | 367.1  | 2278.8 | 62051.7        | 27952.1 | 232.5  | 90236.3   | 7228.6         | 5167.7 | 46.0  | 102678.6 | 104957.4 |             |
| 1985 | 643.9      | 443.5    | 183.2       | 663.5   | 1258.8 | 3192.9 | 57432.1        | 24202.3 | 606.1  | 82240.5   | 9722.0         | 5133.9 | 171.7 | 97268.1  | 100461.0 |             |
| 1986 | 588.0      | 560.3    | 131.2       | 917.7   | 1102.6 | 3299.8 | 67782.6        | 27478.2 | 1743.2 | 97004.0   | 9481.9         | 5649.3 | 199.5 | 112334.7 | 115634.5 |             |
| 1987 | 858.7      | 551.3    | 132.9       | 701.5   | 1147.5 | 3391.8 | 68726.4        | 19652.9 | 5123.6 | 93502.9   | 11688.5        | 2897.1 | 122.7 | 108211.1 | 111602.9 |             |
| 1988 | 739.1      | 273.8    | 168.1       | 806.8   | 1879.0 | 3866.8 | 58874.5        | 16510.3 | 4670.6 | 80055.3   | 10428.2        | 2269.6 | 309.1 | 93062.2  | 96929.0  |             |
| 1989 | 610.9      | 154.2    | 42.0        | 589.1   | 1069.8 | 2466.0 | 62453.9        | 10850.3 | 3807.6 | 77111.8   | 9066.2         | 1979.9 | 202.0 | 88360.0  | 90826.0  |             |
| 1990 | 688.0      | 144.0    | 28.4        | 549.8   | 728.0  | 2138.2 | 65245.3        | 19489.2 | 2376.9 | 87111.3   | 8598.7         | 1895.0 | 235.9 | 97840.9  | 99979.1  |             |

Table 3. (Cont'd)

| Year | Finfish    |          |             |         |        | Shellfish |                |         |        |                   | Grand Total |        |       |          |          |
|------|------------|----------|-------------|---------|--------|-----------|----------------|---------|--------|-------------------|-------------|--------|-------|----------|----------|
|      | Black drum | Flounder | Sheeps-head | Snapper | Other  | Total     | Shrimp         |         |        | Blue Eastern Crab |             | Other  | Total |          |          |
|      |            |          |             |         |        |           | Brown and Pink | White   | Other  |                   |             |        |       |          |          |
| 1991 | 665.8      | 275.6    | 25.9        | 370.4   | 474.9  | 1812.6    | 70744.4        | 18478.9 | 1885.6 | 91108.9           | 6137.1      | 2988.2 | 358.1 | 100592.4 | 102405.0 |
| 1992 | 846.1      | 297.6    | 31.6        | 1059.2  | 1276.6 | 3511.1    | 49782.2        | 20788.7 | 6287.3 | 76858.3           | 6135.4      | 2705.7 | 140.9 | 85840.2  | 89351.3  |
| 1993 | 841.0      | 212.6    | 36.6        | 1472.0  | 1262.7 | 3824.9    | 46954.0        | 17106.4 | 9554.8 | 73615.3           | 8288.2      | 2964.4 | 41.5  | 84909.3  | 88734.2  |
| 1994 | 1822.8     | 211.0    | 39.5        | 1164.4  | 1348.8 | 4586.5    | 52023.7        | 15961.5 | 3007.3 | 70992.5           | 5154.4      | 4581.5 | 59.4  | 80787.8  | 85374.3  |
| 1995 | 2915.6     | 274.2    | 54.1        | 1244.1  | 1961.8 | 6449.9    | 51882.4        | 16166.0 | 2252.5 | 70300.9           | 5786.5      | 4670.6 | 145.0 | 80902.9  | 87352.8  |
| 1996 | 4253.0     | 218.2    | 103.2       | 1687.0  | 1616.3 | 7877.8    | 47491.1        | 21366.0 | 3592.0 | 72448.9           | 6311.4      | 5705.4 | 252.0 | 84717.8  | 92595.5  |
| 1997 | 2775.8     | 135.7    | 65.3        | 1930.6  | 1621.1 | 6528.4    | 40583.8        | 19013.3 | 5006.0 | 64603.0           | 5739.0      | 4579.1 | 118.7 | 75039.7  | 81568.2  |

Table 4. Texas commercial finfish and shellfish ex-vessel value (\$ x 1000), 1972-1997.

| Year | Finfish     |          |         |        |        |                |          |         |        |           | Shellfish      |         |       |           |                |        |       |  |  |  |
|------|-------------|----------|---------|--------|--------|----------------|----------|---------|--------|-----------|----------------|---------|-------|-----------|----------------|--------|-------|--|--|--|
|      | Sheeps-head |          |         |        |        | Shrimp         |          |         |        |           | Crab           |         |       |           |                | Oyster |       |  |  |  |
|      | Black drum  | Flounder | Snapper | Other  | Total  | Brown and Pink | White    | Other   | Total  | Blue Crab | Eastern Oyster | Other   | Total | Blue Crab | Eastern Oyster | Other  | Total |  |  |  |
| 1972 | 135.4       | 119.7    | 19.6    | 572.0  | 881.7  | 1728.5         | 65049.4  | 15619.6 | 1.1    | 80670.1   | 652.6          | 2486.6  | 0.8   | 83810.1   | 85538.6        |        |       |  |  |  |
| 1973 | 154.3       | 105.3    | 24.5    | 401.5  | 1270.2 | 1955.8         | 65002.0  | 22864.2 | 272.3  | 88138.5   | 830.4          | 1812.6  | 0.8   | 90782.3   | 92738.1        |        |       |  |  |  |
| 1974 | 221.4       | 149.0    | 26.5    | 415.8  | 1348.9 | 2161.5         | 51370.6  | 16031.9 | 341.8  | 67744.3   | 832.4          | 1115.8  | 2.7   | 69695.1   | 71856.7        |        |       |  |  |  |
| 1975 | 207.7       | 176.0    | 27.2    | 393.4  | 1611.3 | 2415.8         | 71180.3  | 16132.4 | 151.7  | 87464.4   | 947.7          | 1392.0  | 1.4   | 89805.6   | 92221.3        |        |       |  |  |  |
| 1976 | 508.8       | 179.8    | 41.3    | 353.1  | 1808.1 | 2891.1         | 95881.2  | 23440.5 | 67.7   | 119389.4  | 1179.3         | 3200.2  | 4.6   | 123773.5  | 126664.6       |        |       |  |  |  |
| 1977 | 399.8       | 170.8    | 28.8    | 420.9  | 1318.8 | 2339.0         | 100815.9 | 24627.2 | 235.2  | 125678.2  | 1946.7         | 2991.7  | 4.1   | 130620.8  | 132959.9       |        |       |  |  |  |
| 1978 | 607.5       | 173.1    | 39.2    | 403.5  | 1447.5 | 2670.9         | 101798.7 | 38837.6 | 344.6  | 140980.8  | 2003.8         | 2205.6  | 4.4   | 145194.7  | 147865.6       |        |       |  |  |  |
| 1979 | 602.3       | 190.0    | 55.7    | 261.5  | 1538.6 | 2648.3         | 117237.2 | 34687.5 | 381.0  | 152305.8  | 2146.0         | 1048.7  | 0.2   | 155500.7  | 158149.0       |        |       |  |  |  |
| 1980 | 539.7       | 153.7    | 66.5    | 351.3  | 2044.5 | 3155.6         | 113972.9 | 25637.8 | 433.2  | 140043.8  | 2455.8         | 2692.3  | 0.0   | 145192.0  | 148347.7       |        |       |  |  |  |
| 1981 | 378.1       | 138.2    | 42.0    | 267.8  | 1487.4 | 2313.5         | 133226.9 | 31774.9 | 317.9  | 165319.8  | 1928.5         | 2028.5  | 0.0   | 169276.8  | 171590.3       |        |       |  |  |  |
| 1982 | 782.5       | 521.4    | 79.6    | 669.2  | 136.8  | 2189.5         | 131658.5 | 43724.9 | 504.4  | 175887.7  | 2375.1         | 5313.7  | 5.0   | 183581.5  | 185771.0       |        |       |  |  |  |
| 1983 | 971.0       | 445.6    | 65.9    | 383.5  | 118.5  | 1984.5         | 125430.4 | 45682.8 | 330.7  | 171443.8  | 3250.2         | 11336.7 | 3.3   | 186034.0  | 188018.5       |        |       |  |  |  |
| 1984 | 449.3       | 351.0    | 36.8    | 818.3  | 119.5  | 1774.9         | 125724.7 | 53607.1 | 198.5  | 179530.2  | 2252.4         | 8308.7  | 22.9  | 190114.3  | 191889.2       |        |       |  |  |  |
| 1985 | 427.3       | 445.2    | 41.1    | 1242.4 | 555.8  | 2711.9         | 113421.2 | 47796.6 | 164.9  | 161382.7  | 3309.7         | 8754.8  | 127.7 | 173574.9  | 176286.8       |        |       |  |  |  |
| 1986 | 411.2       | 540.2    | 35.6    | 1711.2 | 901.3  | 3599.5         | 167301.9 | 60882.5 | 925.6  | 229110.1  | 3170.5         | 10486.8 | 106.8 | 242874.3  | 246473.7       |        |       |  |  |  |
| 1987 | 598.0       | 538.8    | 37.8    | 1313.9 | 1122.2 | 3610.7         | 144691.3 | 37611.8 | 3647.3 | 185950.5  | 4473.9         | 6891.4  | 57.6  | 197373.4  | 200984.1       |        |       |  |  |  |
| 1988 | 565.7       | 337.5    | 47.6    | 1563.1 | 2034.6 | 4548.6         | 130497.7 | 33872.1 | 2546.4 | 166916.2  | 4325.8         | 5669.6  | 154.4 | 177066.1  | 181614.7       |        |       |  |  |  |
| 1989 | 474.6       | 187.1    | 12.6    | 1185.6 | 1168.5 | 3028.3         | 119761.7 | 22325.7 | 2018.2 | 144105.6  | 3946.3         | 4903.9  | 132.0 | 153087.8  | 156116.1       |        |       |  |  |  |
| 1990 | 610.6       | 181.0    | 9.7     | 989.1  | 676.5  | 2466.9         | 124811.6 | 40470.7 | 1080.5 | 166362.8  | 3305.2         | 5847.9  | 147.9 | 175663.9  | 178130.8       |        |       |  |  |  |

Table 4. (Cont'd)

| Year | Finfish    |          |             |         |        | Shellfish |                |         |        |                   | Grand Total |         |       |          |          |
|------|------------|----------|-------------|---------|--------|-----------|----------------|---------|--------|-------------------|-------------|---------|-------|----------|----------|
|      | Black drum | Flounder | Sheeps-head | Snapper | Other  | Total     | Shrimp         |         |        | Blue Eastern Crab |             | Other   | Total |          |          |
|      |            |          |             |         |        |           | Brown and Pink | White   | Other  |                   |             |         |       |          |          |
| 1991 | 512.4      | 319.2    | 8.0         | 687.8   | 560.8  | 2088.2    | 145594.8       | 41227.8 | 837.1  | 187659.7          | 2276.8      | 7223.3  | 207.1 | 197366.8 | 199455.1 |
| 1992 | 670.1      | 377.8    | 13.3        | 1781.4  | 1655.6 | 4498.3    | 104533.2       | 42330.8 | 2784.6 | 149648.5          | 2775.1      | 5085.9  | 84.2  | 157593.7 | 162092.0 |
| 1993 | 651.2      | 328.3    | 14.7        | 2729.9  | 1604.4 | 5328.6    | 94909.8        | 32992.6 | 3097.0 | 130999.4          | 3960.7      | 4624.0  | 26.1  | 139610.2 | 144938.8 |
| 1994 | 1452.1     | 356.1    | 16.7        | 2301.0  | 1673.2 | 5799.3    | 135047.4       | 44106.5 | 1574.6 | 180728.6          | 3056.6      | 7798.5  | 40.4  | 191624.1 | 197423.3 |
| 1995 | 2506.6     | 483.9    | 25.8        | 2424.2  | 2576.4 | 8016.8    | 119216.3       | 40300.2 | 1537.0 | 161053.4          | 4062.0      | 8788.0  | 108.1 | 174011.4 | 182028.2 |
| 1996 | 3868.8     | 407.6    | 42.9        | 3178.1  | 2109.0 | 9606.4    | 108525.7       | 51667.3 | 2373.4 | 162566.1          | 4211.6      | 12589.7 | 174.8 | 179542.3 | 189148.7 |
| 1997 | 2362.9     | 236.8    | 31.9        | 3296.2  | 2378.4 | 8306.3    | 109542.4       | 53056.7 | 2862.7 | 165461.8          | 3670.7      | 11200.2 | 89.3  | 180422.0 | 188728.4 |

Table 5. Weight (lb x 1000) of the most important commercial species landed from Texas bay systems, 1972-1997.

| Year | Finfish    |          |             |        |        |        |                |         |       |         | Shellfish |                |       |         |         |  |  |  |  |  | Grand Total |
|------|------------|----------|-------------|--------|--------|--------|----------------|---------|-------|---------|-----------|----------------|-------|---------|---------|--|--|--|--|--|-------------|
|      | Black drum | Flounder | Sheeps-head | Mullet | Other  | Total  | Shrimp         |         |       | Total   | Blue Crab | Eastern Oyster | Other | Total   |         |  |  |  |  |  |             |
|      |            |          |             |        |        |        | Brown and Pink | White   | Other |         |           |                |       |         |         |  |  |  |  |  |             |
| 1972 | 1119.7     | 121.9    | 155.9       | 73.6   | 2840.3 | 4311.4 | 1856.5         | 6366.9  | 0.0   | 8223.4  | 6450.0    | 3917.2         | 2.7   | 18593.2 | 22904.6 |  |  |  |  |  |             |
| 1973 | 1143.2     | 92.7     | 206.6       | 105.7  | 3268.2 | 4816.4 | 4480.5         | 9830.1  | 0.0   | 14310.5 | 6713.1    | 1927.2         | 2.9   | 22953.8 | 27770.1 |  |  |  |  |  |             |
| 1974 | 1289.4     | 187.7    | 296.3       | 30.5   | 3762.6 | 5566.4 | 2311.5         | 4302.5  | 0.2   | 6614.1  | 6047.6    | 1243.7         | 4.5   | 13910.0 | 19476.4 |  |  |  |  |  |             |
| 1975 | 1109.1     | 239.3    | 272.5       | 34.1   | 3958.7 | 5613.7 | 2826.3         | 5705.3  | 0.0   | 8531.6  | 5951.7    | 1756.0         | 2.3   | 16241.7 | 21855.5 |  |  |  |  |  |             |
| 1976 | 1998.5     | 251.1    | 325.3       | 30.2   | 3943.4 | 6548.6 | 4179.5         | 6098.4  | 0.0   | 10277.9 | 6648.1    | 3880.7         | 12.1  | 20818.8 | 27367.4 |  |  |  |  |  |             |
| 1977 | 1390.7     | 210.4    | 260.0       | 7.8    | 2423.7 | 4292.7 | 4711.1         | 9391.4  | 1.6   | 14104.1 | 8237.4    | 2600.5         | 5.3   | 24947.3 | 29240.0 |  |  |  |  |  |             |
| 1978 | 1752.3     | 192.6    | 317.0       | 8.1    | 2185.7 | 4455.7 | 5089.4         | 8293.2  | 0.0   | 13382.6 | 7467.8    | 1907.0         | 4.3   | 22761.7 | 27217.3 |  |  |  |  |  |             |
| 1979 | 1504.7     | 206.8    | 383.5       | 82.5   | 1778.1 | 3955.5 | 7194.3         | 8027.7  | 0.0   | 15222.1 | 8311.0    | 888.8          | 0.3   | 24422.1 | 28377.6 |  |  |  |  |  |             |
| 1980 | 1047.2     | 149.8    | 466.4       | 87.3   | 2179.6 | 3930.3 | 8031.4         | 6813.2  | 4.7   | 14849.2 | 8949.3    | 1738.5         | 0.0   | 25537.1 | 29467.4 |  |  |  |  |  |             |
| 1981 | 649.5      | 101.8    | 193.7       | 85.2   | 1278.8 | 2309.1 | 7156.3         | 6096.0  | 0.0   | 13252.3 | 6945.6    | 1306.6         | 0.0   | 21504.4 | 23813.5 |  |  |  |  |  |             |
| 1982 | 1224.5     | 439.4    | 303.6       | 137.7  | 195.9  | 2301.1 | 6837.4         | 7435.8  | 0.5   | 14273.8 | 8007.2    | 3633.1         | 10.1  | 25924.2 | 28225.3 |  |  |  |  |  |             |
| 1983 | 1480.8     | 399.4    | 272.2       | 100.0  | 185.7  | 2438.0 | 10050.2        | 8033.3  | 0.0   | 18083.5 | 8794.0    | 7940.7         | 2.6   | 34820.9 | 37258.9 |  |  |  |  |  |             |
| 1984 | 869.3      | 301.1    | 168.1       | 74.0   | 105.8  | 1518.3 | 11719.0        | 10509.6 | 0.2   | 22228.7 | 7201.2    | 5167.7         | 25.0  | 34622.7 | 36141.1 |  |  |  |  |  |             |
| 1985 | 632.0      | 369.6    | 157.0       | 253.5  | 375.4  | 1787.6 | 9178.0         | 7101.5  | 3.0   | 16282.5 | 9691.0    | 5133.9         | 153.5 | 31260.9 | 33048.4 |  |  |  |  |  |             |
| 1986 | 572.4      | 493.3    | 112.7       | 112.2  | 212.7  | 1503.2 | 9556.0         | 10894.0 | 1.5   | 20451.4 | 9399.1    | 5649.3         | 184.6 | 35684.5 | 37187.7 |  |  |  |  |  |             |
| 1987 | 762.2      | 481.7    | 100.6       | 223.3  | 143.4  | 1711.3 | 13658.6        | 10027.8 | 5.5   | 23691.9 | 11651.2   | 2897.1         | 106.3 | 38346.5 | 40057.8 |  |  |  |  |  |             |
| 1988 | 530.5      | 208.6    | 150.1       | 65.7   | 282.7  | 1237.7 | 11949.3        | 7428.4  | 3.6   | 19381.2 | 10341.7   | 2269.3         | 293.0 | 32285.1 | 33522.9 |  |  |  |  |  |             |
| 1989 | 606.9      | 98.9     | 26.3        | 111.7  | 76.1   | 919.8  | 10253.0        | 3803.3  | 0.0   | 14056.3 | 8477.4    | 1974.6         | 182.2 | 24690.5 | 25610.3 |  |  |  |  |  |             |
| 1990 | 675.3      | 81.6     | 26.3        | 98.6   | 115.7  | 997.5  | 12092.5        | 10620.9 | 0.2   | 22713.7 | 8566.1    | 1860.7         | 223.8 | 33364.4 | 34361.8 |  |  |  |  |  |             |



Table 5. (Cont'd)

| Year | Finfish    |             |        |       |       | Shellfish      |         |         |                   |         | Grand Total |        |       |         |         |
|------|------------|-------------|--------|-------|-------|----------------|---------|---------|-------------------|---------|-------------|--------|-------|---------|---------|
|      | Black drum | Sheeps-head | Mullet | Other | Total | Shrimp         |         |         | Blue Eastern Crab | Other   |             | Total  |       |         |         |
|      |            |             |        |       |       | Brown and Pink | White   | Other   |                   |         |             |        |       |         |         |
| 1991 | 663.6      | 233.0       | 24.3   | 46.9  | 51.0  | 1018.8         | 14095.9 | 7824.1  | 0.3               | 21920.3 | 6125.9      | 2988.2 | 351.6 | 31386.1 | 32404.9 |
| 1992 | 811.3      | 252.2       | 30.9   | 25.5  | 166.9 | 1286.8         | 9248.2  | 10399.5 | 9.6               | 19657.3 | 6128.0      | 2705.7 | 128.3 | 28619.2 | 29906.1 |
| 1993 | 827.2      | 188.2       | 35.7   | 108.0 | 80.2  | 1239.3         | 10381.5 | 8115.6  | 0.4               | 18497.5 | 8283.9      | 2926.9 | 36.2  | 29744.4 | 30983.7 |
| 1994 | 1768.2     | 192.5       | 38.6   | 45.6  | 140.5 | 2185.3         | 13952.7 | 6979.4  | 0.9               | 20933.0 | 5112.6      | 4581.5 | 54.3  | 30681.3 | 32866.7 |
| 1995 | 2786.5     | 237.9       | 52.7   | 52.0  | 226.7 | 3355.9         | 11731.4 | 6252.8  | 0.1               | 17984.3 | 5782.7      | 4670.6 | 137.2 | 28574.7 | 31930.6 |
| 1996 | 4193.8     | 203.7       | 102.4  | 74.8  | 157.4 | 4732.1         | 9334.1  | 7154.1  | 0.0               | 16488.2 | 6270.5      | 5586.2 | 247.1 | 28591.1 | 33324.0 |
| 1997 | 2775.4     | 131.3       | 62.4   | 99.2  | 122.0 | 3190.3         | 11756.5 | 7810.4  | 24.0              | 19590.9 | 5713.4      | 4579.1 | 113.3 | 29996.7 | 33187.0 |

Table 6. Ex-vessel value (\$ x 1000) of the most important commercial species landed from Texas bay systems, 1972-1997.

| Year | Finfish    |       |      |      |        |             |         |         |     |         | Shellfish |         |       |         |         |       |  |  |  |  |       |  |  |  |  |
|------|------------|-------|------|------|--------|-------------|---------|---------|-----|---------|-----------|---------|-------|---------|---------|-------|--|--|--|--|-------|--|--|--|--|
|      | Black drum |       |      |      |        | Sheeps-head |         |         |     |         | Mullet    |         |       |         |         | Other |  |  |  |  | Total |  |  |  |  |
|      | Flounder   | 36.4  | 11.5 | 3.6  | 751.4  | 932.8       | 537.7   | 4587.6  | 0.0 | 5125.3  | 651.5     | 2486.6  | 0.4   | 8263.7  | 9196.5  |       |  |  |  |  |       |  |  |  |  |
| 1972 | 129.9      | 36.4  | 11.5 | 3.6  | 751.4  | 932.8       | 537.7   | 4587.6  | 0.0 | 5125.3  | 651.5     | 2486.6  | 0.4   | 8263.7  | 9196.5  |       |  |  |  |  |       |  |  |  |  |
| 1973 | 146.0      | 32.8  | 17.8 | 5.6  | 974.7  | 1176.9      | 1852.5  | 7457.4  | 0.0 | 9309.9  | 808.1     | 1812.6  | 0.5   | 11931.0 | 13107.9 |       |  |  |  |  |       |  |  |  |  |
| 1974 | 213.3      | 61.8  | 19.0 | 2.0  | 1145.5 | 1441.5      | 606.3   | 3346.9  | 0.0 | 3953.3  | 828.9     | 1115.8  | 0.9   | 5898.9  | 7340.4  |       |  |  |  |  |       |  |  |  |  |
| 1975 | 200.9      | 95.5  | 22.0 | 3.5  | 1396.1 | 1717.9      | 852.1   | 4329.7  | 0.0 | 5181.8  | 943.1     | 1392.0  | 0.6   | 7517.5  | 9235.4  |       |  |  |  |  |       |  |  |  |  |
| 1976 | 492.9      | 113.5 | 33.9 | 3.7  | 1621.0 | 2264.9      | 1650.2  | 6304.2  | 0.0 | 7954.4  | 1176.7    | 3200.2  | 2.7   | 12334.0 | 14599.0 |       |  |  |  |  |       |  |  |  |  |
| 1977 | 387.8      | 121.6 | 23.3 | 1.6  | 1189.6 | 1723.9      | 2823.7  | 8270.3  | 0.3 | 11094.4 | 1944.5    | 2991.7  | 1.8   | 16032.4 | 17756.2 |       |  |  |  |  |       |  |  |  |  |
| 1978 | 600.7      | 149.1 | 37.6 | 0.9  | 1369.2 | 2157.5      | 1917.8  | 10693.1 | 0.0 | 12610.9 | 2003.5    | 2205.6  | 1.2   | 16821.3 | 18978.8 |       |  |  |  |  |       |  |  |  |  |
| 1979 | 593.5      | 173.6 | 51.9 | 7.7  | 1375.1 | 2201.8      | 6095.0  | 11111.8 | 0.0 | 17206.9 | 2145.9    | 1048.7  | 0.1   | 20401.5 | 22603.3 |       |  |  |  |  |       |  |  |  |  |
| 1980 | 536.7      | 122.5 | 65.1 | 6.3  | 1958.4 | 2689.0      | 6830.8  | 10067.5 | 1.4 | 16899.7 | 2455.0    | 2692.3  | 0.0   | 22047.0 | 24736.0 |       |  |  |  |  |       |  |  |  |  |
| 1981 | 373.5      | 117.6 | 40.3 | 5.8  | 1396.0 | 1933.2      | 4157.5  | 7233.7  | 0.0 | 11391.2 | 1926.8    | 2028.5  | 0.0   | 15346.5 | 17279.7 |       |  |  |  |  |       |  |  |  |  |
| 1982 | 773.5      | 439.0 | 74.7 | 14.5 | 39.5   | 1341.2      | 5621.2  | 12924.0 | 0.2 | 18545.4 | 2374.3    | 5313.7  | 4.0   | 26237.3 | 27578.5 |       |  |  |  |  |       |  |  |  |  |
| 1983 | 965.4      | 394.4 | 65.1 | 11.1 | 44.5   | 1480.4      | 12022.0 | 12608.7 | 0.0 | 24630.7 | 3239.6    | 11336.7 | 1.3   | 39208.3 | 40688.7 |       |  |  |  |  |       |  |  |  |  |
| 1984 | 440.0      | 295.4 | 34.3 | 8.3  | 23.6   | 801.6       | 8964.2  | 13311.6 | 0.3 | 22276.1 | 2245.5    | 8308.7  | 13.3  | 32843.5 | 33645.2 |       |  |  |  |  |       |  |  |  |  |
| 1985 | 421.1      | 382.5 | 36.2 | 25.5 | 58.4   | 923.8       | 5885.6  | 9435.8  | 0.8 | 15322.2 | 3301.1    | 8754.8  | 117.8 | 27496.0 | 28419.8 |       |  |  |  |  |       |  |  |  |  |
| 1986 | 402.3      | 485.5 | 30.0 | 12.5 | 55.2   | 985.5       | 9090.5  | 16213.3 | 0.9 | 25304.8 | 3138.1    | 10486.8 | 100.0 | 39029.7 | 40015.2 |       |  |  |  |  |       |  |  |  |  |
| 1987 | 532.3      | 477.4 | 27.3 | 20.8 | 36.6   | 1094.5      | 13721.2 | 13546.3 | 3.3 | 27270.8 | 4461.3    | 6891.4  | 50.6  | 38674.1 | 39768.6 |       |  |  |  |  |       |  |  |  |  |
| 1988 | 444.2      | 278.0 | 41.5 | 10.9 | 129.1  | 903.7       | 11366.2 | 10649.4 | 1.8 | 22017.4 | 4293.2    | 5669.2  | 147.0 | 32126.7 | 33030.4 |       |  |  |  |  |       |  |  |  |  |
| 1989 | 470.7      | 126.4 | 9.0  | 17.8 | 20.7   | 644.6       | 8236.8  | 4794.0  | 0.0 | 13030.9 | 3666.4    | 4892.0  | 126.8 | 21716.0 | 22360.6 |       |  |  |  |  |       |  |  |  |  |
| 1990 | 602.4      | 114.0 | 9.1  | 22.1 | 53.3   | 800.9       | 10080.7 | 19450.1 | 0.5 | 29531.2 | 3287.8    | 5777.3  | 142.1 | 38738.4 | 39539.3 |       |  |  |  |  |       |  |  |  |  |

Table 6. (Cont'd)

| Year | Finfish    |          |             |        |       |        | Shellfish      |         |       |           |                |         | Grand Total |         |         |
|------|------------|----------|-------------|--------|-------|--------|----------------|---------|-------|-----------|----------------|---------|-------------|---------|---------|
|      | Black drum | Flounder | Sheeps-head | Mullet | Other | Total  | Shrimp         |         |       | Blue Crab | Eastern Oyster | Other   |             | Total   |         |
|      |            |          |             |        |       |        | Brown and Pink | White   | Other |           |                |         |             |         |         |
| 1991 | 510.4      | 267.3    | 7.4         | 13.6   | 31.2  | 829.9  | 13833.7        | 13203.4 | 0.2   | 27037.4   | 2272.1         | 7223.3  | 204.6       | 36737.4 | 37567.2 |
| 1992 | 647.1      | 327.2    | 13.0        | 12.3   | 90.7  | 1090.3 | 9244.6         | 16433.1 | 2.4   | 25680.2   | 2771.2         | 5085.9  | 77.7        | 33615.0 | 34705.2 |
| 1993 | 639.6      | 297.7    | 14.4        | 27.4   | 72.3  | 1051.4 | 8818.1         | 10993.9 | 0.1   | 19812.1   | 3958.5         | 4557.5  | 23.1        | 28351.3 | 29402.6 |
| 1994 | 1414.6     | 332.0    | 16.2        | 33.9   | 162.4 | 1959.0 | 17777.7        | 14906.3 | 0.2   | 32684.2   | 3021.1         | 7798.5  | 37.5        | 43541.2 | 45500.2 |
| 1995 | 2397.4     | 419.8    | 25.1        | 47.1   | 305.4 | 3194.8 | 11961.0        | 9610.0  | 0.0   | 21571.1   | 4058.9         | 8788.0  | 103.9       | 34521.8 | 37716.6 |
| 1996 | 3823.4     | 385.6    | 42.5        | 50.2   | 226.0 | 4527.7 | 9477.4         | 13106.9 | 0.0   | 22584.2   | 4186.9         | 12262.6 | 171.5       | 39205.2 | 43732.9 |
| 1997 | 2362.6     | 231.0    | 27.5        | 73.5   | 289.3 | 2984.0 | 16043.1        | 15726.0 | 10.7  | 31779.8   | 3656.0         | 11200.2 | 86.4        | 46722.5 | 49706.5 |



Table 7. (Cont'd)

| Species                 | Year  |       |       |       |      |       |      |       |      |       |       |       |       |
|-------------------------|-------|-------|-------|-------|------|-------|------|-------|------|-------|-------|-------|-------|
|                         | 1985  | 1986  | 1987  | 1988  | 1989 | 1990  | 1991 | 1992  | 1993 | 1994  | 1995  | 1996  | 1997  |
| Alligator gar           | 0.0   | 0.0   | 3.0   | 6.8   | 4.6  | 43.3  | 1.1  | 0.0   | 1.7  | 0.0   | 2.0   | 2.2   | 0.2   |
| Atlantic croaker        | 35.8  | 36.6  | 41.7  | 14.1  | 6.6  | 0.5   | 1.6  | 14.2  | 5.9  | 9.6   | 19.3  | 20.2  | 28.8  |
| Atlantic cutlassfish    | 0.0   | 0.0   | 3.9   | 0.0   | 0.0  | 7.7   | 15.4 | 18.0  | 25.9 | 45.0  | 56.7  | 19.1  | 28.5  |
| Atlantic moonfish       | 0.1   | 0.1   | 0.0   | 0.0   | 0.0  | 0.0   | 0.0  | 0.0   | 0.0  | 0.0   | 0.0   | 0.0   | 0.0   |
| Atlantic spadefish      | 0.0   | 0.5   | 0.0   | 0.0   | 0.0  | 0.0   | 0.0  | 0.0   | 0.0  | 0.0   | 0.0   | 0.0   | 0.0   |
| Bluefish                | 0.0   | 0.0   | 0.0   | 0.1   | 0.0  | 0.0   | 0.0  | 0.0   | 0.0  | 0.0   | 0.0   | 0.0   | 0.0   |
| Dolphin                 | 0.0   | 0.0   | 0.0   | 0.0   | 0.0  | 0.0   | 0.0  | 0.0   | 0.0  | 0.0   | 0.0   | 0.1   | 0.0   |
| Eels, cusk              | 0.0   | 0.0   | 0.0   | 0.0   | 0.0  | 0.4   | 0.0  | 0.0   | 0.0  | 0.0   | 0.0   | 0.0   | 0.0   |
| Florida pompano         | 2.7   | 13.5  | 2.4   | 3.5   | 0.3  | 0.1   | 0.5  | 0.0   | 0.0  | 0.0   | 0.0   | 0.1   | 0.1   |
| Gafftopsail catfish     | 27.2  | 17.5  | 7.6   | 8.0   | 1.2  | 7.2   | 5.3  | 11.2  | 7.8  | 0.3   | 1.0   | 0.2   | 0.0   |
| Gar, unclassified       | 0.0   | 0.0   | 0.0   | 0.0   | 0.0  | 0.0   | 1.2  | 45.1  | 12.4 | 1.9   | 10.9  | 44.9  | 5.0   |
| Greater amberjack       | 0.0   | 0.0   | 0.0   | 0.4   | 1.1  | 0.0   | 0.0  | 0.0   | 1.1  | 0.0   | 0.0   | 0.0   | 0.0   |
| Gulf butterfish         | 0.0   | 0.1   | 0.0   | 0.0   | 0.0  | 0.0   | 0.0  | 0.0   | 0.0  | 0.0   | 0.0   | 0.0   | 0.0   |
| Herring, unclassified   | 0.0   | 0.0   | 0.0   | 0.0   | 0.0  | 0.0   | 0.0  | 58.7  | 6.2  | 23.2  | 20.9  | 16.9  | 21.8  |
| Kingfish, Southern      | 0.0   | 0.0   | 0.0   | 0.0   | 0.0  | 0.0   | 0.0  | 0.1   | 0.0  | 0.0   | 0.0   | 0.0   | 0.0   |
| Kingfish, unclassified  | 6.2   | 4.0   | 3.8   | 2.3   | 8.6  | 14.9  | 3.4  | 10.2  | 1.0  | 0.6   | 0.2   | 0.9   | 1.5   |
| Killifish, unclassified | 0.0   | 0.0   | 0.0   | 0.0   | 0.0  | 0.0   | 0.0  | 1.4   | 2.2  | 3.7   | 8.3   | 7.3   | 5.6   |
| Killifish, unclassified | 0.0   | 0.0   | 0.0   | 0.0   | 0.0  | 0.0   | 0.0  | 0.0   | 0.0  | 0.0   | 0.0   | 0.0   | 0.0   |
| Mackerel, king          | 0.0   | 0.0   | 0.0   | 0.0   | 0.0  | 0.0   | 0.0  | 0.0   | 0.0  | 0.0   | 0.0   | 0.0   | 0.0   |
| Mackerel, Spanish       | 1.1   | 0.0   | 0.0   | 0.1   | 0.0  | 0.0   | 0.0  | 0.0   | 0.0  | 0.0   | 0.0   | 0.0   | 0.0   |
| Pigfish                 | 0.0   | 0.0   | 0.0   | 0.0   | 0.0  | 0.0   | 0.0  | 0.0   | 0.0  | 0.0   | 0.0   | 0.0   | 0.0   |
| Pinfish                 | 0.0   | 0.0   | 0.0   | 0.0   | 0.0  | 0.0   | 1.7  | 0.0   | 0.0  | 0.0   | 0.0   | 0.0   | 0.0   |
| Red drum                | -     | -     | -     | -     | -    | -     | -    | -     | -    | -     | -     | -     | -     |
| Seatrout, sand          | 2.6   | 4.6   | 1.2   | 0.5   | 0.2  | 0.8   | 1.4  | 0.3   | 0.1  | 0.5   | 0.3   | 0.1   | 0.3   |
| Seatrout, silver        | 0.0   | 0.0   | 0.0   | 0.0   | 0.0  | 0.0   | 0.0  | 0.0   | 0.0  | 0.0   | 0.0   | 0.0   | 0.0   |
| Seatrout, spotted       | -     | -     | -     | -     | -    | -     | -    | -     | -    | -     | -     | -     | -     |
| Shark, blacktip         | 0.0   | 0.0   | 0.0   | 0.1   | 0.0  | 0.0   | 0.0  | 0.0   | 0.0  | 0.0   | 0.0   | 0.0   | 0.0   |
| Shark, unclassified     | 0.6   | 0.1   | 1.7   | 5.8   | 0.4  | 0.0   | 0.3  | 0.0   | 0.0  | 0.0   | 0.0   | 0.0   | 0.0   |
| Snake eel, unclassified | 0.0   | 0.0   | 0.0   | 0.0   | 0.0  | 0.0   | 0.0  | 0.0   | 0.0  | 0.2   | 0.0   | 0.1   | 0.0   |
| Stingrays               | 0.0   | 0.0   | 0.0   | 0.0   | 0.0  | 0.0   | 0.0  | 0.0   | 0.0  | 0.0   | 0.0   | 0.0   | 0.0   |
| Triggerfish, gray       | 0.0   | 0.0   | 0.0   | 0.0   | 0.0  | 0.0   | 0.0  | 0.0   | 0.0  | 0.0   | 0.8   | 0.0   | 0.0   |
| Tuna, unclassified      | 0.0   | 0.0   | 0.0   | 1.0   | 0.2  | 0.0   | 0.0  | 0.0   | 0.0  | 0.0   | 0.0   | 0.0   | 0.0   |
| Unclassified food       | 48.3  | 32.5  | 15.0  | 32.5  | 12.8 | 10.5  | 15.0 | 1.0   | 8.7  | 12.0  | 7.7   | 6.7   | 10.0  |
| Unclassified scrap      | 250.9 | 103.2 | 63.1  | 207.4 | 40.0 | 30.3  | 3.9  | 6.7   | 7.3  | 40.1  | 98.7  | 38.7  | 20.3  |
| Total                   | 375.4 | 212.7 | 143.4 | 282.7 | 76.1 | 115.7 | 51.0 | 166.9 | 80.2 | 140.5 | 226.7 | 157.4 | 122.0 |



Table 8. (Cont'd)

| Species                 | Year |      |      |       |      |      |      |      |      |       |       |       |       |
|-------------------------|------|------|------|-------|------|------|------|------|------|-------|-------|-------|-------|
|                         | 1985 | 1986 | 1987 | 1988  | 1989 | 1990 | 1991 | 1992 | 1993 | 1994  | 1995  | 1996  | 1997  |
| Alligator gar           | 0.0  | 0.0  | 2.6  | 6.1   | 3.9  | 27.7 | 0.8  | 0.0  | 1.7  | 0.0   | 1.9   | 1.0   | 0.1   |
| Atlantic croaker        | 6.6  | 8.4  | 13.1 | 3.4   | 1.8  | 0.2  | 0.5  | 6.0  | 1.7  | 40.0  | 81.1  | 68.0  | 151.4 |
| Atlantic cutlassfish    | 0.0  | 0.0  | 0.3  | 0.0   | 0.0  | 6.7  | 11.5 | 13.7 | 26.1 | 38.1  | 55.3  | 16.8  | 23.0  |
| Atlantic moonfish       | 0.0  | 0.0  | 0.0  | 0.0   | 0.0  | 0.0  | 0.0  | 0.0  | 0.0  | 0.0   | 0.0   | 0.0   | 0.0   |
| Atlantic spadefish      | 0.0  | 0.2  | 0.0  | 0.0   | 0.0  | 0.0  | 0.0  | 0.0  | 0.0  | 0.0   | 0.0   | 0.0   | 0.0   |
| Bluefish                | 0.0  | 0.0  | 0.0  | 0.1   | 0.0  | 0.0  | 0.0  | 0.0  | 0.0  | 0.0   | 0.0   | 0.0   | 0.0   |
| Dolphin                 | 0.0  | 0.0  | 0.0  | 0.0   | 0.0  | 0.0  | 0.0  | 0.0  | 0.0  | 0.0   | 0.0   | 0.0   | 0.0   |
| Eels, cusk              | 0.0  | 0.0  | 0.0  | 0.0   | 0.0  | 0.4  | 0.0  | 0.0  | 0.0  | 0.0   | 0.0   | 0.0   | 0.0   |
| Florida pompano         | 2.6  | 12.6 | 2.4  | 3.3   | 0.2  | 0.1  | 0.8  | 0.0  | 0.0  | 0.0   | 0.0   | 0.2   | 0.1   |
| Gafftopsail catfish     | 6.8  | 4.9  | 2.1  | 2.6   | 0.5  | 3.0  | 1.4  | 3.4  | 1.4  | 0.1   | 0.4   | 0.1   | 0.0   |
| Gar, unclassified       | 0.0  | 0.0  | 0.0  | 0.0   | 0.0  | 0.0  | 0.5  | 31.3 | 8.2  | 1.7   | 11.9  | 35.0  | 4.9   |
| Greater amberjack       | 0.0  | 0.0  | 0.0  | 0.2   | 1.1  | 0.0  | 0.0  | 0.0  | 1.5  | 0.0   | 0.0   | 0.0   | 0.0   |
| Gulf butterfish         | 0.0  | 0.0  | 0.0  | 0.0   | 0.0  | 0.0  | 0.0  | 0.0  | 0.0  | 0.0   | 0.0   | 0.0   | 0.0   |
| Herring, unclassified   | 0.0  | 0.0  | 0.0  | 0.0   | 0.0  | 0.0  | 0.0  | 15.1 | 2.4  | 11.7  | 15.0  | 11.9  | 15.8  |
| Kingfish, Southern      | 0.0  | 0.0  | 0.0  | 0.1   | 0.0  | 0.0  | 0.0  | 0.0  | 0.0  | 0.0   | 0.0   | 0.0   | 0.0   |
| Kingfish, unclassified  | 1.8  | 1.5  | 1.5  | 0.9   | 3.3  | 6.5  | 1.0  | 3.1  | 0.3  | 0.2   | 0.1   | 0.4   | 0.7   |
| Killifish, unclassified | 0.0  | 0.0  | 0.0  | 0.0   | 0.0  | 0.0  | 0.0  | 14.6 | 22.4 | 40.1  | 87.5  | 72.7  | 67.4  |
| Mackerel, king          | 0.0  | 0.0  | 0.0  | 0.0   | 0.0  | 0.0  | 0.0  | 0.0  | 0.0  | 3.2   | 0.0   | 0.0   | 0.0   |
| Mackerel, Spanish       | 0.6  | 0.0  | 0.0  | 0.0   | 0.0  | 0.0  | 0.0  | 0.0  | 0.0  | 0.0   | 0.0   | 0.0   | 0.0   |
| Pigfish                 | 0.0  | 0.0  | 0.0  | 0.0   | 0.0  | 0.0  | 0.0  | 0.0  | 0.0  | 0.0   | 0.0   | 0.0   | 0.0   |
| Pinfish                 | 0.0  | 0.0  | 0.0  | 0.0   | 0.0  | 0.0  | 3.4  | 0.0  | 0.0  | 0.0   | 0.0   | 0.0   | 0.0   |
| Red drum                | -    | -    | -    | -     | -    | -    | -    | -    | -    | -     | -     | -     | -     |
| Seatrout, sand          | 0.9  | 1.6  | 0.5  | 0.2   | 0.1  | 0.5  | 0.9  | 0.1  | 0.0  | 0.2   | 0.2   | 0.0   | 0.1   |
| Seatrout, silver        | 0.0  | 0.0  | 0.0  | 0.0   | 0.0  | 0.0  | 0.0  | 0.0  | 0.0  | 0.0   | 0.0   | 0.0   | 0.0   |
| Seatrout, spotted       | -    | -    | -    | -     | -    | -    | -    | -    | -    | -     | -     | -     | -     |
| Shark, blacktip         | 0.0  | 0.0  | 0.0  | 0.1   | 0.0  | 0.0  | 0.0  | 0.0  | 0.0  | 0.0   | 0.0   | 0.0   | 0.0   |
| Shark, unclassified     | 0.3  | 0.0  | 0.6  | 2.4   | 0.1  | 0.0  | 0.2  | 0.0  | 0.0  | 0.0   | 0.0   | 0.0   | 0.0   |
| Snake eel, unclassified | 0.0  | 0.0  | 0.0  | 0.0   | 0.0  | 0.0  | 0.0  | 0.1  | 0.0  | 0.1   | 0.0   | 0.1   | 0.1   |
| Stingrays               | 0.0  | 0.0  | 0.0  | 0.0   | 0.0  | 0.0  | 0.0  | 0.0  | 0.0  | 0.0   | 0.0   | 0.0   | 0.0   |
| Triggerfish, gray       | 0.0  | 0.0  | 0.0  | 0.0   | 0.0  | 0.0  | 0.0  | 0.0  | 0.0  | 0.0   | 0.6   | 0.0   | 0.0   |
| Tuna, unclassified      | 0.0  | 0.0  | 0.0  | 0.3   | 0.3  | 0.0  | 0.0  | 0.0  | 0.0  | 0.0   | 0.0   | 0.0   | 0.0   |
| Unclassified food       | 20.3 | 10.9 | 5.5  | 35.6  | 4.9  | 3.8  | 8.4  | 0.3  | 1.7  | 3.5   | 2.2   | 3.3   | 3.3   |
| Unclassified scrap      | 18.4 | 15.1 | 8.0  | 73.9  | 4.6  | 4.4  | 1.8  | 3.0  | 4.7  | 23.7  | 49.1  | 16.2  | 22.3  |
| Total                   | 58.4 | 55.2 | 36.6 | 129.1 | 20.7 | 53.3 | 31.2 | 90.7 | 72.3 | 162.4 | 305.4 | 226.0 | 289.3 |

Table 9. Weight (lb x 1000) of "other" shellfish species landed commercially from Texas bay systems, 1972-1997. "-" indicates landings were not reported for these species.

| Species              | Year |      |      |      |      |      |      |      |      |      |      |      |      |
|----------------------|------|------|------|------|------|------|------|------|------|------|------|------|------|
|                      | 1972 | 1973 | 1974 | 1975 | 1976 | 1977 | 1978 | 1979 | 1980 | 1981 | 1982 | 1983 | 1984 |
| Atlantic bay scallop | -    | -    | -    | -    | -    | -    | -    | -    | -    | -    | -    | -    | -    |
| Crab, stone          | 0.0  | 0.0  | 0.0  | 0.0  | 0.0  | 0.0  | 0.0  | 0.0  | 0.0  | 0.0  | 0.0  | 0.0  | 15.0 |
| Rangia, Atlantic     | -    | -    | -    | -    | -    | -    | -    | -    | -    | -    | -    | -    | -    |
| Shrimp, mantis       | -    | -    | -    | -    | -    | -    | -    | -    | -    | -    | -    | -    | -    |
| Squid, unclassified  | 2.7  | 2.9  | 4.5  | 2.3  | 12.1 | 5.3  | 4.3  | 0.3  | 0.0  | 0.0  | 10.1 | 2.6  | 10.0 |
| Total                | 2.7  | 2.9  | 4.5  | 2.3  | 12.1 | 5.3  | 4.3  | 0.3  | 0.0  | 0.0  | 10.1 | 2.6  | 25.0 |

| Species              | Year  |       |       |       |       |       |       |       |      |      |       |       |       |
|----------------------|-------|-------|-------|-------|-------|-------|-------|-------|------|------|-------|-------|-------|
|                      | 1985  | 1986  | 1987  | 1988  | 1989  | 1990  | 1991  | 1992  | 1993 | 1994 | 1995  | 1996  | 1997  |
| Atlantic bay scallop | 0.1   | 5.3   | 0.0   | 0.0   | 1.2   | 0.0   | 0.0   | 0.0   | 0.0  | 0.0  | 0.0   | 0.0   | 0.0   |
| Crab, stone          | 135.8 | 153.7 | 60.6  | 267.8 | 172.9 | 208.7 | 339.0 | 84.0  | 18.9 | 21.2 | 118.6 | 165.7 | 77.6  |
| Rangia, Atlantic     | 0.0   | 0.0   | 0.0   | 0.0   | 0.0   | 0.0   | 0.0   | 0.0   | 0.0  | 0.0  | 0.0   | 33.4  | 4.5   |
| Shrimp, mantis       | 0.0   | 0.0   | 0.1   | 0.0   | 0.0   | 0.0   | 0.0   | 0.0   | 0.9  | 0.2  | 0.1   | 0.1   | 0.5   |
| Squid, unclassified  | 17.6  | 25.7  | 45.6  | 25.1  | 8.1   | 15.2  | 12.6  | 44.3  | 16.4 | 32.8 | 18.5  | 47.9  | 30.7  |
| Total                | 153.5 | 184.6 | 106.3 | 293.0 | 182.2 | 223.8 | 351.6 | 128.3 | 36.2 | 54.3 | 137.2 | 247.1 | 113.3 |



Table 10. Ex-vessel value (\$ x 1000) of "other" shellfish species landed commercially from Texas bay systems, 1972-1997. "-" indicates landings were not reported for these species.

| Species              | Year |      |      |      |      |      |      |      |      |      |      |      |      |  |
|----------------------|------|------|------|------|------|------|------|------|------|------|------|------|------|--|
|                      | 1972 | 1973 | 1974 | 1975 | 1976 | 1977 | 1978 | 1979 | 1980 | 1981 | 1982 | 1983 | 1984 |  |
| Atlantic bay scallop | -    | -    | -    | -    | -    | -    | -    | -    | -    | -    | -    | -    | -    |  |
| Crab, stone          | 0.0  | 0.0  | 0.0  | 0.0  | 0.0  | 0.0  | 0.0  | 0.0  | 0.0  | 0.0  | 0.0  | 0.0  | 9.6  |  |
| Rangia, Atlantic     | -    | -    | -    | -    | -    | -    | -    | -    | -    | -    | -    | -    | -    |  |
| Shrimp, mantis       | -    | -    | -    | -    | -    | -    | -    | -    | -    | -    | -    | -    | -    |  |
| Squid, unclassified  | 0.4  | 0.5  | 0.9  | 0.6  | 2.7  | 1.8  | 1.2  | 0.1  | 0.0  | 0.0  | 4.0  | 1.3  | 3.7  |  |
| Total                | 0.4  | 0.5  | 0.9  | 0.6  | 2.7  | 1.8  | 1.2  | 0.1  | 0.0  | 0.0  | 4.0  | 1.3  | 13.3 |  |

| Species              | Year  |       |      |       |       |       |       |      |      |      |       |       |      |  |
|----------------------|-------|-------|------|-------|-------|-------|-------|------|------|------|-------|-------|------|--|
|                      | 1985  | 1986  | 1987 | 1988  | 1989  | 1990  | 1991  | 1992 | 1993 | 1994 | 1995  | 1996  | 1997 |  |
| Atlantic bay scallop | 0.4   | 2.4   | 0.0  | 0.0   | 0.1   | 0.0   | 0.0   | 0.0  | 0.0  | 0.0  | 0.0   | 0.0   | 0.0  |  |
| Crab, stone          | 110.2 | 77.7  | 31.2 | 136.1 | 122.2 | 134.1 | 195.7 | 52.2 | 12.5 | 16.0 | 90.1  | 125.3 | 63.6 |  |
| Rangia, Atlantic     | 0.0   | 0.0   | 0.0  | 0.0   | 0.0   | 0.0   | 0.0   | 0.0  | 0.0  | 0.0  | 0.0   | 16.1  | 2.7  |  |
| Shrimp, mantis       | 0.0   | 0.0   | 0.0  | 0.0   | 0.0   | 0.0   | 0.0   | 0.0  | 0.8  | 0.2  | 0.1   | 0.1   | 0.4  |  |
| Squid, unclassified  | 7.3   | 19.9  | 19.3 | 10.8  | 4.5   | 8.0   | 8.9   | 25.4 | 9.8  | 21.3 | 13.7  | 30.1  | 19.7 |  |
| Total                | 117.8 | 100.0 | 50.6 | 147.0 | 126.8 | 142.1 | 204.6 | 77.7 | 23.1 | 37.5 | 103.9 | 171.5 | 86.4 |  |

Table 11. Weight (lb x 1000) of the most important commercial species landed from the Gulf of Mexico, 1972-1997.

| Year | Finfish    |             |         |        |       |         |         |        |        |                | Shellfish |        |         |           | Grand Total |         |         |
|------|------------|-------------|---------|--------|-------|---------|---------|--------|--------|----------------|-----------|--------|---------|-----------|-------------|---------|---------|
|      |            |             |         |        |       |         |         |        |        |                | Shrimp    |        |         |           |             |         |         |
|      | Black drum | Floam- head | Sheeps- | Mullet | Cobia | Grouper | Snapper | Other  | Total  | Brown and Pink | White     | Other  | Total   | Blue crab |             | Other   | Total   |
| 1972 | 45.1       | 331.9       | 81.5    | 18.1   | 22.7  | 97.5    | 1238.0  | 565.9  | 2400.8 | 78052.6        | 11851.5   | 13.2   | 89917.2 | 14.4      | 2.7         | 89934.3 | 92335.1 |
| 1973 | 64.7       | 249.2       | 62.9    | 52.3   | 16.0  | 100.3   | 781.4   | 1032.2 | 2359.1 | 55661.5        | 13123.0   | 1025.0 | 69809.5 | 168.0     | 2.5         | 69980.0 | 72339.1 |
| 1974 | 67.4       | 319.4       | 73.6    | 82.7   | 20.0  | 85.0    | 742.9   | 895.1  | 2286.1 | 56672.0        | 13482.9   | 1437.2 | 71592.2 | 40.0      | 10.5        | 71642.6 | 73928.7 |
| 1975 | 62.5       | 253.3       | 46.3    | 11.9   | 27.0  | 71.5    | 627.4   | 913.9  | 2013.9 | 52316.5        | 8914.6    | 746.1  | 61977.2 | 39.7      | 4.2         | 62021.1 | 64035.0 |
| 1976 | 92.0       | 183.4       | 53.7    | 21.6   | 26.8  | 71.7    | 495.1   | 605.7  | 1550.0 | 54371.3        | 9393.8    | 363.3  | 64128.4 | 20.3      | 8.2         | 64156.9 | 65706.9 |
| 1977 | 62.8       | 100.5       | 33.9    | 0.9    | 20.0  | 22.0    | 440.0   | 321.3  | 1001.4 | 67186.4        | 10028.8   | 258.7  | 77473.9 | 11.2      | 8.5         | 77493.6 | 78494.9 |
| 1978 | 33.2       | 44.5        | 10.9    | 28.3   | 13.7  | 39.9    | 388.3   | 172.0  | 730.7  | 57240.3        | 13171.5   | 332.3  | 70744.1 | 1.8       | 11.2        | 70757.1 | 71487.8 |
| 1979 | 26.7       | 25.7        | 22.6    | 28.8   | 7.7   | 14.3    | 214.7   | 252.3  | 592.8  | 43265.0        | 8446.5    | 719.2  | 52430.7 | 0.5       | 0.6         | 52431.8 | 53024.6 |
| 1980 | 11.2       | 45.1        | 7.1     | 4.4    | 2.2   | 23.1    | 231.6   | 96.0   | 420.8  | 50300.6        | 7422.2    | 1325.6 | 59048.3 | 3.6       | 0.0         | 59051.9 | 59472.7 |
| 1981 | 14.3       | 28.7        | 9.2     | 10.3   | 13.7  | 29.8    | 165.9   | 95.5   | 367.4  | 71337.8        | 10064.5   | 1075.7 | 82477.9 | 6.4       | 0.0         | 82484.3 | 82851.7 |
| 1982 | 24.5       | 96.5        | 18.8    | 3.2    | 24.1  | 64.8    | 369.6   | 98.4   | 699.9  | 44549.0        | 10852.3   | 1210.6 | 56611.8 | 2.7       | 3.3         | 56617.8 | 57317.7 |
| 1983 | 12.0       | 75.0        | 3.7     | 20.4   | 17.2  | 34.8    | 261.9   | 67.6   | 492.5  | 40657.1        | 12336.2   | 916.9  | 53910.1 | 35.1      | 5.2         | 53950.4 | 54442.9 |
| 1984 | 30.9       | 79.0        | 11.2    | 9.8    | 12.7  | 33.1    | 452.2   | 131.7  | 760.5  | 50332.7        | 17437.8   | 232.4  | 68002.9 | 27.3      | 20.9        | 68051.2 | 68811.7 |
| 1985 | 11.9       | 73.9        | 26.1    | 42.7   | 6.0   | 250.1   | 663.5   | 331.0  | 1405.3 | 48254.1        | 17100.7   | 603.2  | 65958.0 | 31.0      | 18.2        | 66007.2 | 67412.6 |
| 1986 | 15.6       | 67.1        | 18.6    | 3.8    | 11.3  | 224.3   | 917.7   | 538.2  | 1796.5 | 58226.5        | 16575.7   | 1741.7 | 76544.0 | 82.9      | 14.8        | 76641.7 | 78438.2 |
| 1987 | 96.4       | 69.6        | 32.3    | 0.7    | 8.1   | 345.1   | 701.5   | 426.7  | 1680.5 | 55067.8        | 9623.6    | 5118.1 | 69809.5 | 37.3      | 16.3        | 69863.1 | 71543.6 |
| 1988 | 209        | 65.2        | 18.0    | 1.2    | 6.5   | 469.8   | 806.8   | 1053.2 | 2629.1 | 46914.5        | 9081.5    | 4667.0 | 60663.0 | 86.5      | 16.2        | 60765.6 | 63395.0 |
| 1989 | 4.1        | 55.3        | 15.7    | 25.7   | 13.0  | 305.6   | 589.1   | 537.7  | 1546.2 | 52200.9        | 7047.0    | 3807.6 | 63055.5 | 588.8     | 19.8        | 63664.2 | 65215.7 |
| 1990 | 12.7       | 62.4        | 2.1     | 0.2    | 11.6  | 153.2   | 549.8   | 348.7  | 1140.8 | 53152.7        | 8868.2    | 2376.7 | 64397.6 | 32.5      | 12.1        | 64442.2 | 65617.3 |

Table 11. (Cont'd)

| Year | Finfish    |          |             |        |       |         |         | Shellfish |        |                |         |        | Grand Total |           |       |         |         |
|------|------------|----------|-------------|--------|-------|---------|---------|-----------|--------|----------------|---------|--------|-------------|-----------|-------|---------|---------|
|      | Black drum | Flounder | Sheeps-head | Mullet | Cobia | Grouper | Snapper | Other     | Total  | Shrimp         |         |        |             | Blue crab | Other | Total   |         |
|      |            |          |             |        |       |         |         |           |        | Brown and Pink | White   | Other  |             |           |       |         | Total   |
| 1991 | 2.2        | 42.5     | 1.6         | 19.2   | 8.7   | 126.8   | 370.4   | 212.0     | 783.4  | 56648.5        | 10654.8 | 1885.3 | 69188.6     | 11.2      | 6.5   | 69206.3 | 69989.8 |
| 1992 | 34.9       | 45.4     | 0.7         | 12.2   | 7.1   | 145.5   | 1059.2  | 860.9     | 2165.8 | 40534.0        | 10389.2 | 6277.8 | 57201.0     | 7.4       | 12.6  | 57221.0 | 59386.8 |
| 1993 | 13.8       | 24.3     | 0.9         | 22.3   | 10.0  | 196.7   | 1472.0  | 760.7     | 2500.8 | 36572.6        | 8990.8  | 9554.4 | 55117.8     | 2.5       | 5.3   | 55125.6 | 57663.9 |
| 1994 | 54.2       | 18.5     | 1.0         | 1.3    | 6.5   | 175.0   | 1164.4  | 831.0     | 2251.9 | 38071.0        | 8982.1  | 3006.4 | 50059.5     | 41.5      | 5.1   | 50106.2 | 52358.1 |
| 1995 | 127        | 36.2     | 1.4         | 1.0    | 6.1   | 199.8   | 1244.1  | 1400.0    | 3015.4 | 40151.0        | 9913.2  | 2252.4 | 52316.6     | 3.5       | 7.9   | 52328.0 | 55343.4 |
| 1996 | 58.9       | 14.5     | 0.8         | 1.3    | 9.0   | 82.1    | 1687.0  | 1154.8    | 3008.5 | 38157.0        | 14211.9 | 3592.0 | 55960.7     | 40.1      | 5.0   | 56005.7 | 59014.2 |
| 1997 | 0.0        | 4.4      | 2.9         | 0.6    | 6.4   | 89.5    | 1930.6  | 1259.8    | 3294.2 | 28827.3        | 11202.9 | 4981.9 | 45012.1     | 25.3      | 5.4   | 45042.8 | 48337.0 |

Table 12. Ex-vessel value (\$ x 1000) of the most important commercial species landed from the Gulf of Mexico, 1972-1997.

| Year | Finfish    |          |             |        |       |         |         |        |        |                | Shellfish |        |          |           |       | Grand Total |          |
|------|------------|----------|-------------|--------|-------|---------|---------|--------|--------|----------------|-----------|--------|----------|-----------|-------|-------------|----------|
|      | Black drum | Flounder | Sheeps-head | Mullet | Cobia | Grouper | Snapper | Other  | Total  | Shrimp         |           |        |          |           |       |             |          |
|      |            |          |             |        |       |         |         |        |        | Brown and Pink | White     | Other  | Total    | Blue crab | Other |             | Total    |
| 1972 | 5.5        | 83.3     | 8.2         | 0.9    | 2.6   | 10.7    | 572.0   | 110.4  | 793.6  | 64511.8        | 11032.0   | 1.1    | 75544.9  | 1.1       | 0.4   | 75546.4     | 76339.9  |
| 1973 | 8.3        | 72.5     | 6.7         | 2.9    | 2.4   | 14.5    | 401.5   | 262.5  | 771.4  | 63149.6        | 15406.8   | 272.3  | 78828.7  | 22.4      | 0.3   | 78851.3     | 79622.7  |
| 1974 | 8.1        | 87.3     | 7.5         | 4.9    | 3.0   | 10.9    | 415.8   | 174.2  | 711.7  | 50764.3        | 12685.0   | 341.7  | 63791.0  | 3.5       | 1.7   | 63796.2     | 64508.0  |
| 1975 | 6.9        | 80.5     | 5.3         | 1.0    | 5.0   | 11.2    | 393.4   | 194.5  | 697.8  | 70328.2        | 11802.7   | 151.7  | 82282.6  | 4.6       | 0.9   | 82288.1     | 82985.9  |
| 1976 | 15.9       | 66.3     | 7.4         | 1.7    | 5.0   | 14.4    | 353.1   | 162.4  | 626.2  | 94231.1        | 17136.3   | 67.7   | 111435.0 | 2.6       | 1.9   | 111439.5    | 112065.7 |
| 1977 | 12.0       | 49.2     | 5.5         | 0.2    | 4.7   | 5.2     | 420.9   | 117.6  | 615.2  | 97992.2        | 16356.9   | 234.9  | 114583.9 | 2.2       | 2.4   | 114588.5    | 115203.6 |
| 1978 | 6.8        | 24.0     | 1.6         | 2.5    | 4.4   | 9.8     | 403.5   | 60.7   | 513.4  | 99880.9        | 28144.5   | 344.6  | 128369.9 | 0.3       | 3.2   | 128373.4    | 128886.7 |
| 1979 | 8.8        | 16.5     | 3.8         | 2.4    | 2.8   | 6.7     | 261.5   | 143.9  | 446.5  | 111142.2       | 23575.6   | 381.0  | 135098.9 | 0.2       | 0.2   | 135099.2    | 135545.7 |
| 1980 | 3.0        | 31.2     | 1.4         | 0.7    | 1.1   | 9.7     | 351.3   | 68.2   | 466.6  | 107142.1       | 15570.3   | 431.8  | 123144.2 | 0.8       | 0.0   | 123145.0    | 123611.6 |
| 1981 | 4.6        | 20.6     | 1.7         | 1.3    | 7.3   | 14.2    | 267.8   | 62.8   | 380.3  | 129069.4       | 24541.3   | 317.9  | 153928.6 | 1.7       | 0.0   | 153930.3    | 154310.6 |
| 1982 | 9.0        | 82.4     | 4.9         | 0.5    | 13.1  | 42.7    | 669.2   | 26.5   | 848.4  | 126037.3       | 30800.9   | 504.2  | 157342.4 | 0.8       | 1.0   | 157344.1    | 158192.5 |
| 1983 | 5.6        | 51.2     | 0.9         | 3.3    | 10.2  | 31.9    | 383.5   | 17.5   | 504.1  | 113408.4       | 33074.0   | 330.7  | 146813.1 | 10.6      | 2.0   | 146825.7    | 147329.8 |
| 1984 | 9.3        | 55.6     | 2.5         | 1.4    | 8.7   | 27.5    | 818.3   | 50.0   | 973.3  | 116760.5       | 40281.4   | 198.2  | 157240.1 | 6.9       | 9.6   | 157256.7    | 158230.0 |
| 1985 | 6.2        | 62.8     | 4.8         | 5.7    | 4.0   | 212.7   | 1242.4  | 249.5  | 1788.1 | 107535.6       | 38360.8   | 164.1  | 146060.5 | 8.5       | 9.9   | 146078.9    | 147867.0 |
| 1986 | 8.9        | 54.7     | 5.6         | 0.9    | 7.7   | 216.5   | 1711.2  | 608.5  | 2614.0 | 158211.4       | 44646.9   | 924.7  | 203783.0 | 32.4      | 6.8   | 203822.2    | 206436.2 |
| 1987 | 65.7       | 61.3     | 10.5        | 0.1    | 5.8   | 452.8   | 1313.9  | 606.0  | 2516.2 | 130970.1       | 24062.9   | 3644.0 | 158677.1 | 12.6      | 6.8   | 158696.5    | 161212.6 |
| 1988 | 122        | 59.5     | 6.2         | 0.2    | 5.3   | 660.3   | 1563.1  | 1228.8 | 3644.9 | 119102.8       | 23222.4   | 2544.6 | 144869.8 | 32.7      | 7.4   | 144909.9    | 148555.2 |
| 1989 | 3.9        | 60.7     | 3.6         | 4.8    | 11.6  | 422.7   | 1185.6  | 690.8  | 2383.7 | 111524.9       | 17531.7   | 2018.2 | 131074.8 | 279.9     | 5.2   | 131359.8    | 133755.5 |
| 1990 | 8.2        | 67.0     | 0.7         | 0.2    | 10.3  | 199.0   | 989.1   | 391.6  | 1666.1 | 114730.9       | 21020.7   | 1080.1 | 136831.6 | 17.4      | 5.8   | 136854.8    | 138591.5 |

Table 12. (Cont'd)

| Year | Finfish    |          |             |        |       |         |         |        |        |                | Shellfish |        |           |       | Grand Total |          |          |
|------|------------|----------|-------------|--------|-------|---------|---------|--------|--------|----------------|-----------|--------|-----------|-------|-------------|----------|----------|
|      | Black drum | Flounder | Sheeps-head | Mullet | Cobia | Grouper | Snapper | Other  | Total  | Shrimp         |           |        | Blue crab | Total |             |          |          |
|      |            |          |             |        |       |         |         |        |        | Brown and Pink | White     | Other  |           |       |             |          |          |
| 1991 | 2.0        | 51.9     | 0.6         | 4.6    | 7.9   | 183.9   | 687.8   | 314.2  | 1252.8 | 131761.1       | 28024.4   | 836.9  | 160622.4  | 4.7   | 2.4         | 160629.5 | 161882.3 |
| 1992 | 23.0       | 50.6     | 0.3         | 2.2    | 6.7   | 224.4   | 1781.4  | 1289.0 | 3377.5 | 95288.5        | 25897.7   | 2782.1 | 123968.3  | 3.9   | 6.6         | 123978.8 | 127356.3 |
| 1993 | 11.7       | 30.6     | 0.4         | 5.5    | 9.7   | 322.5   | 2729.9  | 1105.9 | 4216.2 | 86091.7        | 21998.7   | 3096.8 | 111187.3  | 1.3   | 3.0         | 111191.6 | 115474.2 |
| 1994 | 37.4       | 24.2     | 0.6         | 2.0    | 6.6   | 305.8   | 2301.0  | 1058.5 | 3736.1 | 117269.8       | 29200.3   | 1574.4 | 148044.4  | 35.3  | 3.0         | 148082.7 | 151818.8 |
| 1995 | 107        | 64.1     | 0.7         | 0.6    | 7.3   | 355.1   | 2424.2  | 1812.2 | 4770.8 | 107255.2       | 30690.1   | 1536.9 | 139482.3  | 2.9   | 4.1         | 139489.3 | 144260.1 |
| 1996 | 45.1       | 22.0     | 0.4         | 1.3    | 10.5  | 156.4   | 3178.1  | 1541.2 | 4955.1 | 99048.3        | 38560.5   | 2373.4 | 139981.9  | 24.0  | 3.3         | 140009.3 | 144964.4 |
| 1997 | 0.0        | 5.8      | 4.4         | 0.5    | 5.9   | 172.4   | 3296.2  | 1795.3 | 5280.6 | 93499.3        | 37330.7   | 2851.9 | 133682.0  | 14.5  | 2.9         | 133699.4 | 138980.0 |



Table 13. (Cont'd)

| Species                   | Year  |       |       |        |       |       |       |       |       |       |        |        |        |
|---------------------------|-------|-------|-------|--------|-------|-------|-------|-------|-------|-------|--------|--------|--------|
|                           | 1985  | 1986  | 1987  | 1988   | 1989  | 1990  | 1991  | 1992  | 1993  | 1994  | 1995   | 1996   | 1997   |
| Alligator gar             | 0.0   | 0.0   | 0.0   | 0.3    | 0.0   | 0.1   | 0.0   | 0.0   | 0.0   | 0.0   | 0.7    | 0.0    | 0.0    |
| Atlantic croaker          | 1.9   | 2.5   | 5.3   | 1.5    | 0.3   | 0.0   | 0.6   | 1.5   | 0.0   | 0.6   | 0.5    | 4.1    | 0.2    |
| Atlantic cutlessfish      | 0.0   | 0.0   | 0.0   | 0.0    | 1.6   | 0.0   | 0.0   | 2.6   | 4.3   | 2.4   | 0.3    | 0.2    | 1.0    |
| Atlantic moonfish         | 0.0   | 0.0   | 0.0   | 0.0    | 0.0   | 0.0   | 0.0   | 0.0   | 0.0   | 0.0   | 0.0    | 0.0    | 0.0    |
| Atlantic spadefish        | 0.0   | 0.1   | 0.0   | 0.0    | 1.4   | 0.0   | 0.0   | 0.1   | 1.9   | 1.4   | 0.2    | 0.3    | 1.8    |
| Blue runner               | 0.0   | 0.0   | 0.0   | 0.0    | 2.2   | 0.0   | 0.0   | 2.0   | 20.2  | 27.6  | 10.5   | 13.8   | 23.5   |
| Bluefish                  | 0.0   | 1.3   | 10.3  | 0.4    | 0.0   | 0.3   | 0.0   | 0.0   | 0.0   | 0.4   | 0.1    | 0.6    | 0.0    |
| Codfish, unclassified     | 0.0   | 0.5   | 0.1   | 0.0    | 0.0   | 0.1   | 0.0   | 0.0   | 0.0   | 0.0   | 0.0    | 0.0    | 0.0    |
| Crevalle jack             | 0.0   | 0.0   | 1.7   | 0.0    | 0.0   | 0.0   | 0.0   | 0.1   | 0.0   | 0.0   | 0.0    | 0.0    | 0.0    |
| Dolphin                   | 0.2   | 2.9   | 1.9   | 3.1    | 9.7   | 18.6  | 5.1   | 16.0  | 8.8   | 9.3   | 21.0   | 10.7   | 7.4    |
| Eels, cusk                | 0.0   | 0.0   | 0.0   | 1.0    | 0.4   | 0.3   | 0.0   | 0.0   | 0.5   | 2.0   | 0.2    | 0.1    | 0.2    |
| Florida pompano           | 13.0  | 1.7   | 12.6  | 0.1    | 0.6   | 0.3   | 0.1   | 1.0   | 0.2   | 0.2   | 0.1    | 0.2    | 0.0    |
| Gafftopsail catfish       | 18.3  | 12.3  | 11.1  | 2.5    | 0.1   | 0.4   | 1.2   | 0.0   | 0.3   | 0.0   | 0.9    | 0.0    | 0.0    |
| Gar, unclassified         | 0.0   | 0.0   | 0.0   | 0.0    | 0.0   | 0.0   | 0.0   | 0.0   | 0.0   | 0.0   | 0.0    | 0.0    | 0.0    |
| Great barracuda           | 0.0   | 0.0   | 0.0   | 0.0    | 0.0   | 0.0   | 0.0   | 0.0   | 0.0   | 0.0   | 0.0    | 0.0    | 0.0    |
| Greater amberjack         | 27.9  | 106.1 | 96.5  | 173.1  | 126.2 | 66.9  | 27.6  | 169.4 | 183.1 | 102.7 | 152.2  | 159.8  | 180.8  |
| Gulf butterfish           | 4.9   | 0.1   | 2.2   | 0.0    | 0.0   | 0.0   | 0.0   | 0.0   | 0.0   | 0.0   | 0.0    | 0.0    | 0.0    |
| Herring, unclassified     | 0.0   | 0.0   | 0.0   | 0.0    | 0.0   | 0.3   | 1.3   | 13.9  | 0.1   | 0.1   | 2.7    | 0.0    | 0.0    |
| Killifish, unclassified   | 0.0   | 0.0   | 0.0   | 0.0    | 0.0   | 0.0   | 0.0   | 0.0   | 0.0   | 0.0   | 0.0    | 0.2    | 0.0    |
| Kingfish, Gulf            | 0.0   | 0.0   | 0.0   | 0.0    | 0.0   | 0.0   | 0.2   | 0.0   | 0.0   | 0.0   | 0.0    | 0.0    | 0.0    |
| Kingfish, Southern        | 0.0   | 0.0   | 0.0   | 0.0    | 0.5   | 0.0   | 0.0   | 0.1   | 0.0   | 0.0   | 0.0    | 0.0    | 0.0    |
| Kingfish, unclassified    | 20.5  | 14.9  | 29.6  | 29.3   | 58.1  | 61.6  | 23.2  | 14.4  | 3.9   | 3.1   | 3.0    | 6.7    | 3.6    |
| Mackerel, king            | 2.5   | 1.5   | 2.5   | 6.2    | 0.3   | 1.3   | 0.4   | 41.4  | 91.7  | 135.5 | 172.8  | 149.6  | 266.9  |
| Mackerel, Spanish         | 0.2   | 0.2   | 0.8   | 0.1    | 0.0   | 0.1   | 0.0   | 0.0   | 0.0   | 0.0   | 0.0    | 0.1    | 0.0    |
| Oilfish                   | 0.0   | 0.0   | 0.0   | 0.0    | 0.0   | 0.0   | 0.0   | 0.0   | 0.0   | 0.0   | 0.0    | 0.0    | 0.0    |
| Pinfish                   | 0.0   | 0.0   | 0.0   | 0.0    | 0.0   | 0.1   | 0.0   | 0.0   | 0.0   | 0.0   | 0.0    | 0.0    | 0.0    |
| Porgy, unclassified       | 0.0   | 0.0   | 0.0   | 0.0    | 0.3   | 0.7   | 0.8   | 0.0   | 0.2   | 0.2   | 0.1    | 0.0    | 0.0    |
| Red drum                  | -     | -     | -     | -      | -     | -     | -     | -     | -     | -     | -      | -      | -      |
| Seatrout, sand            | 2.3   | 0.6   | 2.6   | 0.0    | 0.7   | 0.2   | 1.7   | 0.3   | 0.0   | 0.1   | 0.1    | 0.0    | 0.0    |
| Seatrout, silver          | 0.0   | 0.0   | 0.0   | 0.0    | 0.0   | 0.0   | 0.0   | 0.1   | 0.0   | 0.0   | 0.0    | 0.0    | 0.0    |
| Seatrout, spotted         | -     | -     | -     | -      | -     | -     | -     | -     | -     | -     | -      | -      | -      |
| Shark, Atlantic sharpnose | 0.0   | 0.0   | 0.0   | 0.0    | 0.0   | 0.0   | 0.0   | 0.0   | 0.0   | 0.7   | 0.0    | 0.0    | 0.0    |
| Shark, blacktip           | 0.0   | 0.7   | 4.9   | 1.7    | 1.3   | 0.5   | 0.5   | 0.2   | 1.3   | 75.3  | 93.3   | 40.9   | 1.7    |
| Shark, Great hammerhead   | 0.0   | 0.0   | 0.0   | 0.0    | 0.0   | 0.0   | 0.0   | 0.0   | 0.0   | 0.0   | 0.1    | 1.4    | 0.0    |
| Shark, shortfin mako      | 0.5   | 6.9   | 4.1   | 1.0    | 0.5   | 0.3   | 5.7   | 1.7   | 3.4   | 4.6   | 10.1   | 2.4    | 1.6    |
| Shark, unclassified       | 63.4  | 105.3 | 31.3  | 33.1   | 26.2  | 34.2  | 17.9  | 25.6  | 17.7  | 73.9  | 186.8  | 250.8  | 166.3  |
| Stingrays                 | 0.0   | 0.0   | 0.0   | 0.0    | 0.0   | 0.0   | 0.0   | 0.0   | 0.0   | 0.0   | 0.0    | 0.0    | 0.0    |
| Swordfish                 | 31.9  | 85.5  | 46.4  | 22.3   | 12.6  | 8.7   | 10.1  | 59.2  | 84.4  | 43.0  | 74.9   | 71.8   | 142.0  |
| Tilefish                  | 41.8  | 7.3   | 35.6  | 214.9  | 143.9 | 48.8  | 25.0  | 5.7   | 38.5  | 20.7  | 218.7  | 8.1    | 2.4    |
| Triggerfish, gray         | 0.0   | 0.3   | 0.2   | 0.8    | 4.7   | 7.0   | 6.2   | 7.9   | 11.3  | 15.4  | 26.5   | 17.2   | 15.0   |
| Tuna, Atlantic bonito     | 0.0   | 0.0   | 0.1   | 0.0    | 0.2   | 0.0   | 0.9   | 0.0   | 0.0   | 0.0   | 0.0    | 0.9    | 1.6    |
| Tuna, blackfin            | 0.0   | 0.3   | 0.0   | 0.5    | 0.5   | 7.7   | 0.4   | 6.8   | 61.7  | 8.5   | 5.5    | 4.8    | 5.7    |
| Tuna, bluefin             | 2.7   | 1.1   | 1.4   | 0.0    | 0.0   | 0.0   | 0.0   | 0.0   | 1.4   | 3.3   | 1.3    | 7.5    | 2.2    |
| Tuna, little              | 0.0   | 0.0   | 0.2   | 0.0    | 1.0   | 0.0   | 0.0   | 0.0   | 0.0   | 0.0   | 0.2    | 0.0    | 0.0    |
| Tuna, unclassified        | 22.8  | 79.0  | 14.9  | 37.0   | 34.2  | 11.6  | 71.1  | 181.2 | 70.8  | 5.4   | 14.4   | 14.3   | 3.5    |
| Tuna, Yellowfin           | 1.5   | 100.6 | 79.8  | 474.2  | 96.8  | 66.3  | 0.0   | 256.1 | 124.2 | 272.5 | 359.7  | 360.4  | 404.4  |
| Unclassified food         | 67.0  | 3.8   | 20.6  | 31.5   | 7.5   | 8.3   | 3.6   | 14.7  | 19.6  | 16.8  | 30.4   | 5.4    | 4.1    |
| Unclassified scrap        | 7.5   | 2.6   | 9.1   | 1.0    | 0.1   | 0.5   | 7.0   | 3.6   | 1.0   | 1.0   | 0.9    | 0.1    | 0.6    |
| Wahoo                     | 0.0   | 0.1   | 1.0   | 16.8   | 5.5   | 3.4   | 2.1   | 10.4  | 4.7   | 4.7   | 10.3   | 4.4    | 3.0    |
| Total                     | 331.0 | 538.2 | 426.7 | 1053.2 | 537.7 | 348.7 | 212.0 | 860.9 | 760.7 | 831.0 | 1400.0 | 1154.8 | 1259.8 |

Table 14. Ex-vessel value (\$ x 1000) of "other" finfish species landed commercially from the Gulf of Mexico, 1972-1997. "-" indicates landings were not reported for these species.

| Species                   | Year  |       |       |       |       |       |      |       |      |      |      |      |      |  |
|---------------------------|-------|-------|-------|-------|-------|-------|------|-------|------|------|------|------|------|--|
|                           | 1972  | 1973  | 1974  | 1975  | 1976  | 1977  | 1978 | 1979  | 1980 | 1981 | 1982 | 1983 | 1984 |  |
| Alligator gar             | -     | -     | -     | -     | -     | -     | -    | -     | -    | -    | -    | -    | -    |  |
| Atlantic croaker          | 1.2   | 2.2   | 5.8   | 3.4   | 1.5   | 0.6   | 1.5  | 0.6   | 0.2  | 0.5  | 0.1  | 0.2  | 0.5  |  |
| Atlantic cutlassfish      | -     | -     | -     | -     | -     | -     | -    | -     | -    | -    | -    | -    | -    |  |
| Atlantic moonfish         | -     | -     | -     | -     | -     | -     | -    | -     | -    | -    | -    | -    | -    |  |
| Atlantic spadefish        | -     | -     | -     | -     | -     | -     | -    | -     | -    | -    | -    | -    | -    |  |
| Blue runner               | -     | -     | -     | -     | -     | -     | -    | -     | -    | -    | -    | -    | -    |  |
| Bluefish                  | -     | -     | -     | -     | -     | -     | -    | -     | -    | -    | -    | -    | -    |  |
| Codfish, unclassified     | 0.0   | 0.0   | 0.0   | 0.0   | 0.0   | 0.0   | 0.0  | 0.0   | 0.0  | 0.0  | 0.0  | 0.0  | 0.1  |  |
| Crevalle jack             | 0.0   | 0.0   | 0.0   | 0.0   | 0.0   | 0.0   | 0.0  | 0.0   | 0.0  | 0.0  | 0.0  | 0.0  | 0.0  |  |
| Dolphin                   | -     | -     | -     | -     | -     | -     | -    | -     | -    | -    | -    | -    | -    |  |
| Eels, cusk                | -     | -     | -     | -     | -     | -     | -    | -     | -    | -    | -    | -    | -    |  |
| Florida pompano           | 0.4   | 0.1   | 2.4   | 0.7   | 2.5   | 0.3   | 0.6  | 2.3   | 1.1  | 0.3  | 3.2  | 0.1  | 5.6  |  |
| Gafftopsail catfish       | 0.5   | 1.6   | 1.7   | 2.9   | 3.0   | 4.3   | 12.7 | 0.1   | 0.1  | 2.1  | 0.5  | 1.9  | 2.0  |  |
| Gar, unclassified         | -     | -     | -     | -     | -     | -     | -    | -     | -    | -    | -    | -    | -    |  |
| Great barracuda           | -     | -     | -     | -     | -     | -     | -    | -     | -    | -    | -    | -    | -    |  |
| Greater amberjack         | 0.0   | 0.0   | 0.0   | 0.0   | 0.0   | 0.0   | 0.0  | 0.0   | 0.0  | 0.0  | 0.0  | 0.0  | 10.3 |  |
| Gulf butterfish           | -     | -     | -     | -     | -     | -     | -    | -     | -    | -    | -    | -    | -    |  |
| Herring, unclassified     | -     | -     | -     | -     | -     | -     | -    | -     | -    | -    | -    | -    | -    |  |
| Kingfish, Gulf            | -     | -     | -     | -     | -     | -     | -    | -     | -    | -    | -    | -    | -    |  |
| Kingfish, Southern        | -     | -     | -     | -     | -     | -     | -    | -     | -    | -    | -    | -    | -    |  |
| Killifish, unclassified   | -     | -     | -     | -     | -     | -     | -    | -     | -    | -    | -    | -    | -    |  |
| Kingfish, unclassified    | 8.4   | 7.5   | 12.7  | 14.9  | 6.4   | 4.2   | 2.7  | 1.2   | 2.3  | 2.8  | 5.1  | 2.8  | 3.4  |  |
| Mackerel, king            | -     | -     | -     | -     | -     | -     | -    | -     | -    | -    | -    | -    | -    |  |
| Mackerel, Spanish         | 0.0   | 0.0   | 0.0   | 0.0   | 0.0   | 0.0   | 0.0  | 0.2   | 0.0  | 0.0  | 0.0  | 0.0  | 0.9  |  |
| Oilfish                   | -     | -     | -     | -     | -     | -     | -    | -     | -    | -    | -    | -    | -    |  |
| Pinfish                   | -     | -     | -     | -     | -     | -     | -    | -     | -    | -    | -    | -    | -    |  |
| Porgy, unclassified       | -     | -     | -     | -     | -     | -     | -    | -     | -    | -    | -    | -    | -    |  |
| Red drum                  | 25.8  | 53.6  | 45.0  | 34.7  | 31.6  | 27.6  | 4.4  | 10.2  | 8.3  | 11.6 | 0.0  | 0.0  | 0.0  |  |
| Seatrout, sand            | 0.1   | 0.1   | 0.0   | 2.1   | 0.5   | 0.0   | 0.0  | 0.0   | 0.0  | 0.0  | 0.0  | 0.0  | 0.6  |  |
| Seatrout, silver          | -     | -     | -     | -     | -     | -     | -    | -     | -    | -    | -    | -    | -    |  |
| Seatrout, spotted         | 68.7  | 181.7 | 91.5  | 102.2 | 91.9  | 63.0  | 29.4 | 112.4 | 50.4 | 38.0 | 0.0  | 0.0  | 0.0  |  |
| Shark, Atlantic sharpnose | -     | -     | -     | -     | -     | -     | -    | -     | -    | -    | -    | -    | -    |  |
| Shark, blacktip           | -     | -     | -     | -     | -     | -     | -    | -     | -    | -    | -    | -    | -    |  |
| Shark, Great hammerhead   | -     | -     | -     | -     | -     | -     | -    | -     | -    | -    | -    | -    | -    |  |
| Shark, shortfin mako      | -     | -     | -     | -     | -     | -     | -    | -     | -    | -    | -    | -    | -    |  |
| Shark, unclassified       | 0.0   | 0.0   | 0.0   | 0.0   | 0.0   | 0.0   | 0.0  | 0.0   | 0.0  | 0.0  | 0.0  | 0.0  | 2.5  |  |
| Stingrays                 | -     | -     | -     | -     | -     | -     | -    | -     | -    | -    | -    | -    | -    |  |
| Swordfish                 | -     | -     | -     | -     | -     | -     | -    | -     | -    | -    | -    | -    | -    |  |
| Tilefish                  | -     | -     | -     | -     | -     | -     | -    | -     | -    | -    | -    | -    | -    |  |
| Triggerfish, gray         | -     | -     | -     | -     | -     | -     | -    | -     | -    | -    | -    | -    | -    |  |
| Tuna, Atlantic bonito     | -     | -     | -     | -     | -     | -     | -    | -     | -    | -    | -    | -    | -    |  |
| Tuna, blackfin            | -     | -     | -     | -     | -     | -     | -    | -     | -    | -    | -    | -    | -    |  |
| Tuna, bluefin             | 0.0   | 0.0   | 0.0   | 0.0   | 0.0   | 0.0   | 0.0  | 0.0   | 0.0  | 0.0  | 0.0  | 0.0  | 8.4  |  |
| Tuna, little              | -     | -     | -     | -     | -     | -     | -    | -     | -    | -    | -    | -    | -    |  |
| Tuna, unclassified        | 0.0   | 0.0   | 0.0   | 0.0   | 0.0   | 0.0   | 0.0  | 0.0   | 0.0  | 0.0  | 0.0  | 0.0  | 1.9  |  |
| Tuna, yellowfin           | 0.0   | 0.0   | 0.0   | 0.0   | 0.0   | 0.0   | 0.0  | 0.0   | 0.0  | 0.0  | 0.0  | 0.0  | 1.9  |  |
| Unclassified food         | 5.0   | 7.5   | 8.7   | 27.1  | 19.5  | 12.8  | 5.8  | 9.3   | 5.2  | 7.2  | 17.6 | 12.4 | 11.5 |  |
| Unclassified scrap        | 0.2   | 8.1   | 6.4   | 6.6   | 5.5   | 4.9   | 3.7  | 7.5   | 0.7  | 0.4  | 0.1  | 0.2  | 0.2  |  |
| Wahoo                     | -     | -     | -     | -     | -     | -     | -    | -     | -    | -    | -    | -    | -    |  |
| Total                     | 110.4 | 262.5 | 174.2 | 194.5 | 162.4 | 117.6 | 60.7 | 143.9 | 68.2 | 62.8 | 26.5 | 17.5 | 50.0 |  |



Table 14. (Cont'd)

| Species                   | Year  |       |       |        |       |       |       |        |        |        |        |        |        |
|---------------------------|-------|-------|-------|--------|-------|-------|-------|--------|--------|--------|--------|--------|--------|
|                           | 1985  | 1986  | 1987  | 1988   | 1989  | 1990  | 1991  | 1992   | 1993   | 1994   | 1995   | 1996   | 1997   |
| Alligator gar             | 0.0   | 0.0   | 0.0   | 0.4    | 0.0   | 0.0   | 0.0   | 0.0    | 0.0    | 0.0    | 0.6    | 0.0    | 0.0    |
| Atlantic croaker          | 0.4   | 0.8   | 1.9   | 0.5    | 0.1   | 0.0   | 0.0   | 0.3    | 0.0    | 0.1    | 1.8    | 1.3    | 0.1    |
| Atlantic cutlassfish      | 0.0   | 0.0   | 0.0   | 0.0    | 1.1   | 0.0   | 0.0   | 1.9    | 2.5    | 1.8    | 0.1    | 0.1    | 0.6    |
| Atlantic moonfish         | 0.0   | 0.0   | 0.0   | 0.0    | 0.0   | 0.0   | 0.0   | 0.0    | 0.0    | 0.0    | 0.0    | 0.0    | 0.0    |
| Atlantic spadefish        | 0.0   | 0.0   | 0.0   | 0.0    | 0.8   | 0.0   | 0.0   | 0.1    | 1.7    | 1.2    | 0.1    | 0.2    | 0.7    |
| Blue runner               | 0.0   | 0.0   | 0.0   | 0.0    | 0.0   | 0.0   | 0.0   | 0.5    | 5.7    | 7.4    | 2.6    | 3.7    | 6.7    |
| Bluefish                  | 0.0   | 0.7   | 4.4   | 0.1    | 0.0   | 0.1   | 0.0   | 0.0    | 0.0    | 0.4    | 0.1    | 0.2    | 0.0    |
| Codfish, unclassified     | 0.0   | 0.2   | 0.1   | 0.0    | 0.0   | 0.1   | 0.0   | 0.0    | 0.0    | 0.0    | 0.0    | 0.0    | 0.0    |
| Crevalle jack             | 0.0   | 0.0   | 0.4   | 0.0    | 0.0   | 0.0   | 0.0   | 0.0    | 0.0    | 0.0    | 0.0    | 0.0    | 0.0    |
| Dolphin                   | 0.2   | 3.0   | 2.2   | 2.9    | 10.2  | 17.6  | 5.1   | 14.1   | 8.1    | 9.1    | 21.3   | 10.9   | 6.1    |
| Eels, cusk                | 0.0   | 0.0   | 0.0   | 0.5    | 0.3   | 0.2   | 0.0   | 0.0    | 0.5    | 2.4    | 0.2    | 0.1    | 0.1    |
| Florida pompano           | 12.3  | 2.4   | 15.6  | 0.1    | 1.1   | 0.3   | 0.1   | 0.8    | 0.2    | 0.3    | 0.1    | 0.2    | 0.0    |
| Gafftopsail catfish       | 7.8   | 5.5   | 2.5   | 0.8    | 0.1   | 0.2   | 0.2   | 0.0    | 0.2    | 0.0    | 0.3    | 0.0    | 0.0    |
| Gar, unclassified         | 0.0   | 0.0   | 0.0   | 0.0    | 0.0   | 0.0   | 0.0   | 0.0    | 0.0    | 0.0    | 0.0    | 0.0    | 0.0    |
| Great barracuda           | 0.0   | 0.0   | 0.0   | 0.0    | 0.1   | 0.0   | 0.2   | 0.2    | 2.6    | 1.4    | 1.0    | 0.8    | 0.4    |
| Greater amberjack         | 19.2  | 58.6  | 58.6  | 115.7  | 108.6 | 52.4  | 26.9  | 156.3  | 166.5  | 119.6  | 172.3  | 160.3  | 160.2  |
| Gulf butterfish           | 2.6   | 0.0   | 1.1   | 0.0    | 0.0   | 0.0   | 0.0   | 0.0    | 0.0    | 0.0    | 0.0    | 0.0    | 0.0    |
| Herring, unclassified     | 0.0   | 0.0   | 0.0   | 0.0    | 0.0   | 0.1   | 0.4   | 1.3    | 0.1    | 0.1    | 1.2    | 0.0    | 0.0    |
| Killifish, unclassified   | 0.0   | 0.0   | 0.0   | 0.0    | 0.0   | 0.0   | 0.0   | 0.0    | 0.3    | 0.1    | 0.0    | 0.8    | 0.0    |
| Kingfish, Gulf            | 0.0   | 0.0   | 0.0   | 0.0    | 0.0   | 0.0   | 0.4   | 0.0    | 0.0    | 0.0    | 0.0    | 0.0    | 0.0    |
| Kingfish, Southern        | 0.0   | 0.0   | 0.0   | 0.2    | 0.1   | 0.0   | 0.0   | 0.0    | 0.0    | 0.0    | 0.0    | 0.0    | 0.0    |
| Kingfish, unclassified    | 6.5   | 5.2   | 10.1  | 10.4   | 21.0  | 18.8  | 8.0   | 5.3    | 1.6    | 1.0    | 1.2    | 2.1    | 1.3    |
| Mackerel, king            | 2.1   | 1.1   | 1.5   | 5.4    | 0.4   | 1.3   | 1.2   | 27.7   | 60.6   | 90.8   | 131.9  | 131.1  | 216.0  |
| Mackerel, Spanish         | 0.1   | 0.2   | 0.3   | 0.0    | 0.0   | 0.2   | 0.0   | 0.0    | 0.0    | 0.0    | 0.0    | 0.0    | 0.0    |
| Mackerel, Spanish         | 0.0   | 0.0   | 0.0   | 0.0    | 0.0   | 0.0   | 0.0   | 0.0    | 0.0    | 0.0    | 0.0    | 0.0    | 0.0    |
| Oilfish                   | 0.0   | 0.0   | 0.0   | 0.0    | 0.0   | 0.0   | 0.0   | 0.0    | 0.0    | 0.0    | 0.0    | 0.0    | 0.0    |
| Pinfish                   | 0.0   | 0.0   | 0.0   | 0.0    | 0.0   | 0.0   | 0.0   | 0.0    | 0.0    | 0.0    | 0.0    | 0.0    | 0.0    |
| Porgy, unclassified       | 0.0   | 0.0   | 0.0   | 0.0    | 0.2   | 0.7   | 0.8   | 0.0    | 0.1    | 0.1    | 0.1    | 0.0    | 0.0    |
| Seatrout, sand            | 2.1   | 0.3   | 1.9   | 0.0    | 0.3   | 0.0   | 1.9   | 0.1    | 0.0    | 0.1    | 0.0    | 0.0    | 0.0    |
| Seatrout, silver          | 0.0   | 0.0   | 0.0   | 0.0    | 0.0   | 0.0   | 0.0   | 0.0    | 0.0    | 0.0    | 0.0    | 0.0    | 0.0    |
| Shark, blacktip           | 0.0   | 0.3   | 6.9   | 0.8    | 0.9   | 0.3   | 0.4   | 0.0    | 0.6    | 30.6   | 35.3   | 9.6    | 0.6    |
| Shark, shortfin mako      | 0.4   | 6.3   | 10.1  | 0.8    | 0.5   | 0.2   | 16.1  | 5.3    | 4.0    | 4.2    | 7.2    | 1.8    | 1.3    |
| Shark, unclassified       | 27.8  | 56.1  | 13.2  | 14.7   | 9.1   | 28.3  | 9.5   | 7.4    | 5.5    | 38.0   | 61.3   | 77.4   | 75.6   |
| Shark, Atlantic sharpnose | 0.0   | 0.0   | 0.0   | 0.0    | 0.0   | 0.0   | 0.0   | 0.0    | 0.4    | 0.0    | 0.0    | 0.0    | 0.0    |
| Shark, Great hammerhead   | 0.0   | 0.0   | 0.0   | 0.0    | 0.0   | 0.0   | 0.0   | 0.0    | 0.0    | 0.1    | 0.0    | 0.4    | 0.0    |
| Shingrays                 | 0.0   | 0.0   | 0.0   | 0.0    | 0.0   | 0.0   | 0.0   | 0.0    | 0.0    | 0.0    | 0.0    | 0.0    | 0.0    |
| Stingrays                 | 93.3  | 251.3 | 198.3 | 65.4   | 42.4  | 25.9  | 33.6  | 166.7  | 207.1  | 104.7  | 176.0  | 194.3  | 296.1  |
| Swordfish                 | 39.5  | 6.1   | 30.6  | 230.8  | 178.6 | 58.5  | 25.8  | 6.6    | 37.5   | 24.3   | 279.6  | 11.2   | 2.4    |
| Tilefish                  | 0.0   | 0.1   | 0.1   | 0.4    | 2.7   | 4.4   | 5.7   | 7.1    | 8.2    | 6.9    | 13.9   | 12.0   | 7.0    |
| Triggerfish, gray         | 0.0   | 0.0   | 0.1   | 0.0    | 0.1   | 0.0   | 0.0   | 0.0    | 0.0    | 0.0    | 0.0    | 0.2    | 0.6    |
| Tuna, Atlantic bonito     | 0.0   | 0.0   | 0.0   | 0.2    | 0.8   | 6.2   | 0.4   | 11.8   | 139.7  | 19.8   | 4.0    | 4.9    | 6.9    |
| Tuna, blackfin            | 0.0   | 0.1   | 0.1   | 0.0    | 0.0   | 0.0   | 0.0   | 0.0    | 12.7   | 29.1   | 2.1    | 34.6   | 6.1    |
| Tuna, bluefin             | 0.3   | 4.0   | 10.6  | 0.0    | 0.0   | 0.0   | 0.0   | 0.0    | 0.0    | 0.0    | 0.0    | 0.0    | 0.0    |
| Tuna, little              | 0.0   | 0.0   | 0.1   | 0.0    | 1.4   | 0.0   | 0.0   | 51.0   | 15.0   | 0.0    | 0.1    | 0.0    | 0.0    |
| Tuna, unclassified        | 12.8  | 102.8 | 18.2  | 67.6   | 45.9  | 19.7  | 166.2 | 365.3  | 169.6  | 14.6   | 31.9   | 25.0   | 3.4    |
| Tuna, yellowfin           | 2.0   | 100.6 | 209.2 | 684.4  | 249.6 | 147.4 | 0.0   | 434.5  | 244.5  | 527.8  | 827.5  | 834.9  | 983.2  |
| Unclassified food         | 18.6  | 2.0   | 5.1   | 13.4   | 8.6   | 5.2   | 3.3   | 11.6   | 20.8   | 16.6   | 28.4   | 5.9    | 2.4    |
| Unclassified scrap        | 1.4   | 0.5   | 1.5   | 0.2    | 0.0   | 0.0   | 6.0   | 2.9    | 0.3    | 0.8    | 0.4    | 0.0    | 0.5    |
| Wahoo                     | 0.0   | 0.1   | 1.3   | 13.0   | 4.8   | 3.4   | 2.1   | 9.9    | 4.6    | 4.6    | 10.2   | 4.3    | 2.8    |
| Total                     | 249.5 | 608.5 | 606.0 | 1228.8 | 690.8 | 391.6 | 314.2 | 1289.0 | 1105.9 | 1058.5 | 1812.2 | 1541.2 | 1795.3 |

Table 15. Weight (lb x 1000) of "other" shellfish species landed commercially from the Gulf of Mexico, 1972-1997. "-" indicates landings were not reported for these species.

| Species             | Year |      |      |      |      |      |      |      |      |      |      |      |      |
|---------------------|------|------|------|------|------|------|------|------|------|------|------|------|------|
|                     | 1972 | 1973 | 1974 | 1975 | 1976 | 1977 | 1978 | 1979 | 1980 | 1981 | 1982 | 1983 | 1984 |
| Crab, stone         | 0.0  | 0.0  | 0.0  | 0.0  | 0.0  | 0.0  | 0.0  | 0.0  | 0.0  | 0.0  | 0.0  | 0.0  | 3.9  |
| Lobster, shovelnose | -    | -    | -    | -    | -    | -    | -    | -    | -    | -    | -    | -    | -    |
| Lobster, spiny      | -    | -    | -    | -    | -    | -    | -    | -    | -    | -    | -    | -    | -    |
| Shrimp, mantis      | -    | -    | -    | -    | -    | -    | -    | -    | -    | -    | -    | -    | -    |
| Squid, unclassified | 2.7  | 2.5  | 10.5 | 4.2  | 8.2  | 8.5  | 11.2 | 0.6  | 0.0  | 0.0  | 3.3  | 5.2  | 17.0 |
| Total               | 2.7  | 2.5  | 10.5 | 4.2  | 8.2  | 8.5  | 11.2 | 0.6  | 0.0  | 0.0  | 3.3  | 5.2  | 20.9 |

| Species             | Year |      |      |      |      |      |      |      |      |      |      |      |      |
|---------------------|------|------|------|------|------|------|------|------|------|------|------|------|------|
|                     | 1985 | 1986 | 1987 | 1988 | 1989 | 1990 | 1991 | 1992 | 1993 | 1994 | 1995 | 1996 | 1997 |
| Crab, stone         | 3.2  | 0.0  | 1.5  | 3.6  | 1.7  | 1.7  | 0.6  | 3.1  | 1.4  | 2.2  | 0.0  | 0.3  | 0.0  |
| Lobster, shovelnose | 0.0  | 0.0  | 0.0  | 0.1  | 0.0  | 0.0  | 0.0  | 0.0  | 0.0  | 0.0  | 0.0  | 0.0  | 0.0  |
| Lobster, spiny      | 0.0  | 0.0  | 0.0  | 0.0  | 0.0  | 0.2  | 0.0  | 0.0  | 0.0  | 0.0  | 0.0  | 0.0  | 0.0  |
| Shrimp, mantis      | 0.0  | 0.0  | 0.0  | 0.0  | 0.0  | 0.0  | 0.0  | 0.0  | 0.2  | 0.0  | 0.0  | 0.0  | 0.3  |
| Squid, unclassified | 15.1 | 14.8 | 14.7 | 12.5 | 18.1 | 10.2 | 5.9  | 9.5  | 3.7  | 3.0  | 7.8  | 4.4  | 5.1  |
| Total               | 18.2 | 14.8 | 16.3 | 16.2 | 19.8 | 12.1 | 6.5  | 12.6 | 5.3  | 5.1  | 7.9  | 5.0  | 5.4  |

Table 16. Ex-vessel value (\$ x 1000) of "other" shellfish species landed commercially from the Gulf of Mexico, 1972-1997. "-" indicates landings were not reported for these species.

| Species             | Year |      |      |      |      |      |      |      |      |      |      |      |      |
|---------------------|------|------|------|------|------|------|------|------|------|------|------|------|------|
|                     | 1972 | 1973 | 1974 | 1975 | 1976 | 1977 | 1978 | 1979 | 1980 | 1981 | 1982 | 1983 | 1984 |
| Crab, stone         | 0.0  | 0.0  | 0.0  | 0.0  | 0.0  | 0.0  | 0.0  | 0.0  | 0.0  | 0.0  | 0.0  | 0.0  | 3.6  |
| Lobster, shovelnose | -    | -    | -    | -    | -    | -    | -    | -    | -    | -    | -    | -    | -    |
| Lobster, spiny      | -    | -    | -    | -    | -    | -    | -    | -    | -    | -    | -    | -    | -    |
| Shrimp, mantis      | -    | -    | -    | -    | -    | -    | -    | -    | -    | -    | -    | -    | -    |
| Squid, unclassified | 0.4  | 0.3  | 1.7  | 0.9  | 1.9  | 2.4  | 3.2  | 0.2  | 0.0  | 0.0  | 1.0  | 2.0  | 6.0  |
| Total               | 0.4  | 0.3  | 1.7  | 0.9  | 1.9  | 2.4  | 3.2  | 0.2  | 0.0  | 0.0  | 1.0  | 2.0  | 9.6  |

| Species             | Year |      |      |      |      |      |      |      |      |      |      |      |      |
|---------------------|------|------|------|------|------|------|------|------|------|------|------|------|------|
|                     | 1985 | 1986 | 1987 | 1988 | 1989 | 1990 | 1991 | 1992 | 1993 | 1994 | 1995 | 1996 | 1997 |
| Crab, stone         | 3.8  | 0.0  | 0.7  | 2.3  | 1.1  | 0.7  | 0.3  | 2.0  | 0.9  | 1.5  | 0.0  | 0.2  | 0.0  |
| Lobster, shovelnose | 0.0  | 0.0  | 0.0  | 0.3  | 0.1  | 0.0  | 0.0  | 0.0  | 0.0  | 0.0  | 0.0  | 0.0  | 0.0  |
| Lobster, spiny      | 0.0  | 0.0  | 0.0  | 0.0  | 0.0  | 0.8  | 0.0  | 0.0  | 0.0  | 0.0  | 0.0  | 0.0  | 0.0  |
| Shrimp, mantis      | 0.0  | 0.0  | 0.0  | 0.0  | 0.0  | 0.0  | 0.0  | 0.0  | 0.1  | 0.0  | 0.0  | 0.2  | 0.3  |
| Squid, unclassified | 6.1  | 6.8  | 6.1  | 4.9  | 4.0  | 4.4  | 2.1  | 4.6  | 2.0  | 1.4  | 4.1  | 2.9  | 2.6  |
| Total               | 9.9  | 6.8  | 6.8  | 7.4  | 5.2  | 5.8  | 2.4  | 6.6  | 3.0  | 3.0  | 4.1  | 3.3  | 2.9  |

Table 17. Ex-vessel price (\$/lb) of finfish, 1972-1997.

| Year | Black drum |      | Flounder  |      | Sheepshead |      | Snapper   |      | Other      |      |
|------|------------|------|-----------|------|------------|------|-----------|------|------------|------|
|      | Range      | Mean | Range     | Mean | Range      | Mean | Range     | Mean | Range      | Mean |
| 1972 | 0.07-0.19  | 0.12 | 0.18-0.37 | 0.26 | 0.03-0.15  | 0.08 | 0.35-0.53 | 0.46 | 0.03-0.50  | 0.24 |
| 1973 | 0.07-0.24  | 0.13 | 0.18-0.44 | 0.31 | 0.04-0.17  | 0.09 | 0.45-0.65 | 0.51 | 0.03-0.50  | 0.27 |
| 1974 | 0.07-0.27  | 0.16 | 0.15-0.43 | 0.29 | 0.03-0.17  | 0.07 | 0.40-0.75 | 0.56 | 0.03-0.62  | 0.27 |
| 1975 | 0.03-0.31  | 0.18 | 0.20-0.53 | 0.36 | 0.03-0.25  | 0.09 | 0.40-0.77 | 0.63 | 0.03-0.79  | 0.32 |
| 1976 | 0.09-0.35  | 0.24 | 0.21-0.57 | 0.41 | 0.05-0.23  | 0.11 | 0.59-0.95 | 0.71 | 0.03-1.05  | 0.38 |
| 1977 | 0.10-0.41  | 0.28 | 0.25-0.72 | 0.55 | 0.05-0.30  | 0.10 | 0.20-1.18 | 0.96 | 0.05-0.95  | 0.47 |
| 1978 | 0.05-0.60  | 0.34 | 0.20-0.90 | 0.73 | 0.05-0.40  | 0.12 | 0.72-1.40 | 1.04 | 0.05-1.95  | 0.59 |
| 1979 | 0.10-0.95  | 0.39 | 0.20-1.20 | 0.82 | 0.05-0.45  | 0.14 | 0.90-1.49 | 1.22 | 0.05-1.71  | 0.71 |
| 1980 | 0.10-0.70  | 0.51 | 0.40-1.27 | 0.79 | 0.06-0.45  | 0.14 | 0.95-1.77 | 1.52 | 0.05-1.70  | 0.85 |
| 1981 | 0.10-1.40  | 0.57 | 0.20-1.45 | 1.06 | 0.05-0.95  | 0.21 | 0.98-2.01 | 1.61 | 0.05-1.70  | 0.98 |
| 1982 | 0.15-0.95  | 0.63 | 0.51-1.45 | 0.97 | 0.10-0.77  | 0.25 | 0.86-2.11 | 1.81 | 0.05-1.95  | 0.26 |
| 1983 | 0.20-0.85  | 0.65 | 0.45-1.40 | 0.94 | 0.10-0.80  | 0.24 | 0.90-1.95 | 1.46 | 0.05-1.90  | 0.28 |
| 1984 | 0.20-0.95  | 0.50 | 0.47-1.70 | 0.92 | 0.10-0.55  | 0.21 | 1.29-2.09 | 1.81 | 0.06-1.96  | 0.33 |
| 1985 | 0.15-1.05  | 0.66 | 0.53-1.86 | 1.00 | 0.05-0.45  | 0.22 | 0.75-2.41 | 1.87 | 0.05-5.00  | 0.44 |
| 1986 | 0.18-1.20  | 0.70 | 0.38-1.44 | 0.96 | 0.15-0.55  | 0.27 | 0.75-2.43 | 1.86 | 0.05-3.80  | 0.82 |
| 1987 | 0.15-1.45  | 0.70 | 0.35-1.75 | 0.98 | 0.15-1.91  | 0.28 | 0.85-3.00 | 1.87 | 0.06-7.85  | 0.98 |
| 1988 | 0.03-2.00  | 0.77 | 0.50-1.87 | 1.23 | 0.20-1.12  | 0.28 | 0.55-2.95 | 1.94 | 0.05-3.85  | 1.08 |
| 1989 | 0.15-1.44  | 0.78 | 0.56-2.38 | 1.21 | 0.20-1.11  | 0.30 | 0.64-2.70 | 2.01 | 0.10-15.00 | 1.09 |
| 1990 | 0.21-1.50  | 0.89 | 0.70-2.46 | 1.26 | 0.12-0.65  | 0.34 | 0.33-2.98 | 1.80 | 0.01-4.90  | 0.93 |
| 1991 | 0.22-1.35  | 0.77 | 0.58-2.41 | 1.16 | 0.17-0.85  | 0.31 | 0.43-3.25 | 1.86 | 0.05-4.50  | 1.18 |
| 1992 | 0.18-1.17  | 0.79 | 0.60-2.13 | 1.27 | 0.17-0.75  | 0.42 | 0.60-2.68 | 1.68 | 0.07-10.42 | 1.30 |
| 1993 | 0.30-1.23  | 0.77 | 0.64-2.18 | 1.54 | 0.25-0.73  | 0.40 | 0.81-2.70 | 1.85 | 0.09-12.50 | 1.27 |
| 1994 | 0.30-1.23  | 0.80 | 0.80-2.25 | 1.69 | 0.25-0.90  | 0.42 | 0.89-2.80 | 1.98 | 0.10-19.74 | 1.24 |
| 1995 | 0.44-1.85  | 0.86 | 0.85-2.50 | 1.76 | 0.22-0.79  | 0.48 | 0.68-2.95 | 1.95 | 0.10-16.67 | 1.31 |
| 1996 | 0.44-1.36  | 0.91 | 0.92-2.50 | 1.87 | 0.15-0.79  | 0.42 | 0.90-2.78 | 1.88 | 0.10-12.50 | 1.30 |
| 1997 | 0.44-1.35  | 0.85 | 0.81-2.75 | 1.75 | 0.24-1.54  | 0.49 | 0.58-2.49 | 1.71 | 0.10-22.92 | 1.47 |

Table 18. Ex-vessel price (\$/lb) of shellfish, 1972-1997.

| Year | Shrimp         |      |  |           |      |  |           |      |  |           |      |  |                |      |  |
|------|----------------|------|--|-----------|------|--|-----------|------|--|-----------|------|--|----------------|------|--|
|      | Brown and Pink |      |  | White     |      |  | Other     |      |  | Blue Crab |      |  | Eastern Oyster |      |  |
|      | Range          | Mean |  | Range     | Mean |  | Range     | Mean |  | Range     | Mean |  | Range          | Mean |  |
| 1972 | 0.11-1.21      | 0.81 |  | 0.16-1.30 | 0.86 |  | 0.08-0.10 | 0.08 |  | 0.07-0.12 | 0.10 |  | 0.50-1.14      | 0.63 |  |
| 1973 | 0.29-1.45      | 1.08 |  | 0.39-1.37 | 1.00 |  | 0.24-1.11 | 0.27 |  | 0.08-0.25 | 0.12 |  | 0.61-1.37      | 0.94 |  |
| 1974 | 0.19-1.53      | 0.87 |  | 0.30-1.74 | 0.90 |  | 0.08-0.71 | 0.24 |  | 0.08-0.20 | 0.14 |  | 0.69-1.37      | 0.90 |  |
| 1975 | 0.20-1.76      | 1.29 |  | 0.21-1.74 | 1.10 |  | 0.09-0.52 | 0.20 |  | 0.10-0.20 | 0.16 |  | 0.64-4.12      | 0.79 |  |
| 1976 | 0.31-2.37      | 1.64 |  | 0.30-2.70 | 1.51 |  | 0.13-0.92 | 0.19 |  | 0.10-0.35 | 0.18 |  | 0.60-1.37      | 0.82 |  |
| 1977 | 0.26-2.52      | 1.40 |  | 0.29-2.68 | 1.27 |  | 0.20-2.11 | 0.90 |  | 0.15-0.30 | 0.24 |  | 0.86-2.19      | 1.15 |  |
| 1978 | 0.26-2.53      | 1.63 |  | 0.30-2.76 | 1.81 |  | 0.20-1.84 | 1.04 |  | 0.10-0.35 | 0.27 |  | 0.88-1.77      | 1.16 |  |
| 1979 | 0.50-2.95      | 2.32 |  | 0.30-3.90 | 2.11 |  | 0.25-1.26 | 0.53 |  | 0.13-0.35 | 0.26 |  | 1.00-1.62      | 1.18 |  |
| 1980 | 0.65-2.92      | 1.95 |  | 0.52-2.83 | 1.80 |  | 0.25-0.93 | 0.33 |  | 0.19-0.50 | 0.27 |  | 0.38-1.71      | 1.55 |  |
| 1981 | 0.44-3.01      | 1.70 |  | 0.60-3.39 | 1.97 |  | 0.18-0.36 | 0.30 |  | 0.21-0.50 | 0.28 |  | 1.03-3.51      | 1.55 |  |
| 1982 | 0.52-3.49      | 2.56 |  | 0.51-4.00 | 2.39 |  | 0.35-0.49 | 0.42 |  | 0.23-0.55 | 0.30 |  | 0.21-2.00      | 1.46 |  |
| 1983 | 0.86-3.68      | 2.47 |  | 0.65-4.00 | 2.24 |  | 0.25-0.59 | 0.36 |  | 0.20-0.60 | 0.37 |  | 1.18-2.05      | 1.43 |  |
| 1984 | 0.31-3.72      | 2.03 |  | 0.54-4.00 | 1.92 |  | 0.24-2.48 | 0.85 |  | 0.20-0.65 | 0.31 |  | 1.34-2.17      | 1.61 |  |
| 1985 | 0.35-3.04      | 1.97 |  | 0.42-3.47 | 1.97 |  | 0.22-0.72 | 0.27 |  | 0.20-0.95 | 0.34 |  | 1.39-2.06      | 1.71 |  |
| 1986 | 0.52-3.20      | 2.47 |  | 0.40-3.87 | 2.22 |  | 0.25-0.65 | 0.53 |  | 0.25-1.26 | 0.33 |  | 1.03-2.52      | 1.86 |  |
| 1987 | 0.35-3.31      | 2.11 |  | 0.44-4.42 | 1.91 |  | 0.16-1.11 | 0.71 |  | 0.20-0.75 | 0.38 |  | 1.66-4.51      | 2.38 |  |
| 1988 | 0.57-3.58      | 2.22 |  | 0.65-4.52 | 2.05 |  | 0.40-0.75 | 0.55 |  | 0.25-1.10 | 0.41 |  | 1.40-3.70      | 2.50 |  |
| 1989 | 0.46-3.97      | 1.92 |  | 0.45-4.75 | 2.06 |  | 0.25-4.47 | 0.53 |  | 0.20-1.50 | 0.44 |  | 1.71-5.00      | 2.48 |  |
| 1990 | 0.33-3.10      | 1.91 |  | 0.25-3.80 | 2.08 |  | 0.23-3.60 | 0.45 |  | 0.20-1.00 | 0.38 |  | 1.14-4.46      | 3.09 |  |
| 1991 | 0.60-5.08      | 2.06 |  | 0.87-4.28 | 2.23 |  | 0.16-1.20 | 0.44 |  | 0.20-1.60 | 0.37 |  | 1.60-4.11      | 2.42 |  |
| 1992 | 0.22-6.29      | 2.10 |  | 0.48-4.58 | 2.04 |  | 0.20-9.99 | 0.44 |  | 0.15-0.70 | 0.45 |  | 1.52-2.57      | 1.88 |  |
| 1993 | 0.54-3.91      | 2.02 |  | 0.49-6.38 | 1.93 |  | 0.17-1.00 | 0.32 |  | 0.30-0.88 | 0.48 |  | 1.14-1.77      | 1.56 |  |
| 1994 | 0.50-3.90      | 2.60 |  | 0.47-4.91 | 2.76 |  | 0.22-2.91 | 0.52 |  | 0.35-1.00 | 0.59 |  | 1.20-2.05      | 1.70 |  |
| 1995 | 0.71-4.37      | 2.30 |  | 0.78-8.02 | 2.49 |  | 0.30-1.21 | 0.68 |  | 0.17-1.40 | 0.70 |  | 1.37-2.06      | 1.88 |  |
| 1996 | 0.62-4.24      | 2.29 |  | 0.59-5.00 | 2.42 |  | 0.30-1.35 | 0.66 |  | 0.15-2.06 | 0.67 |  | 1.38-2.83      | 2.21 |  |
| 1997 | 0.65-4.40      | 2.70 |  | 0.77-5.40 | 2.79 |  | 0.30-1.79 | 0.57 |  | 0.35-1.50 | 0.64 |  | 1.54-3.17      | 2.45 |  |

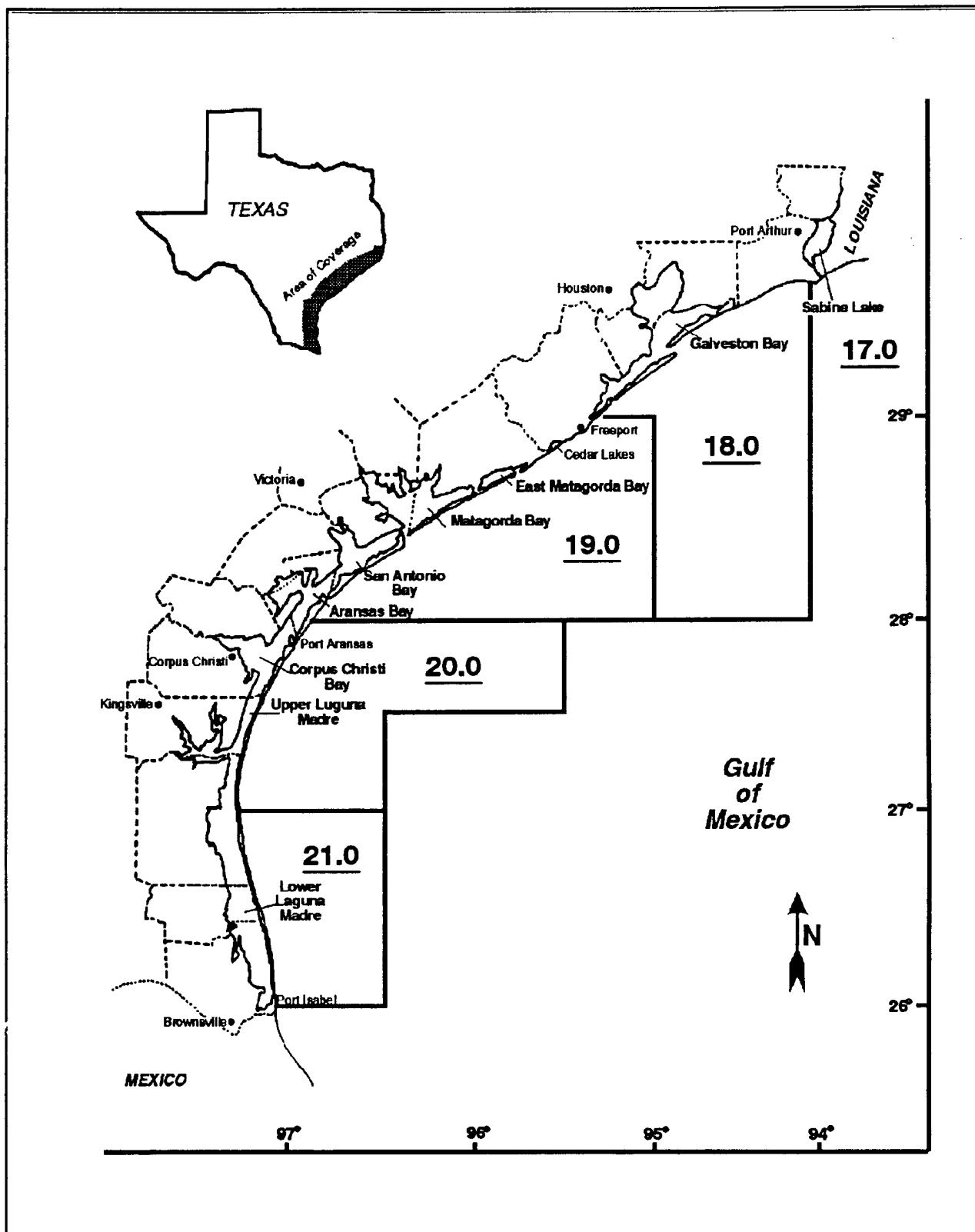


Figure 1. Texas bay systems and Gulf of Mexico grid zones.



# Grand Total

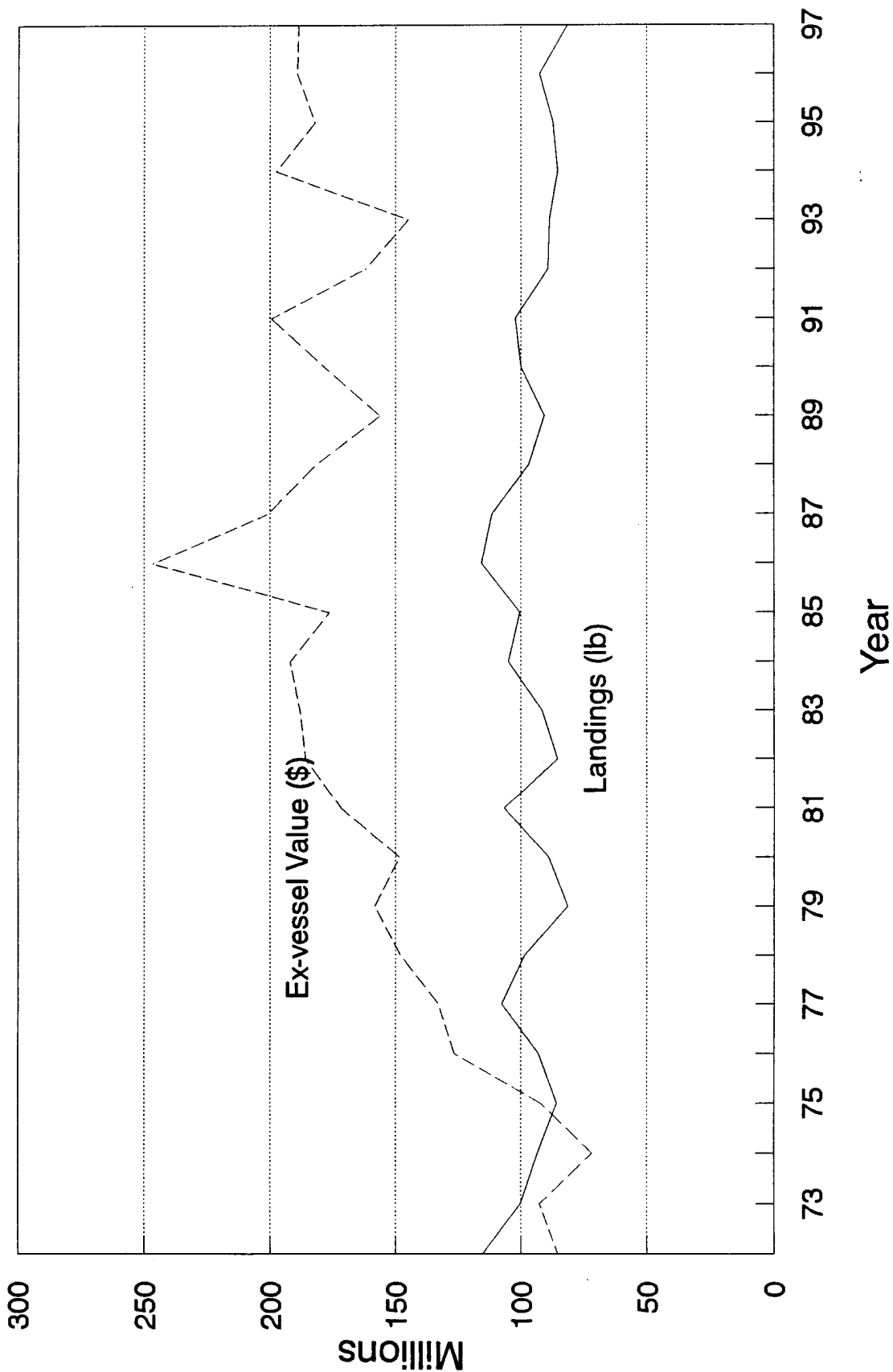


Figure 3. Texas commercial landings (lb) and ex-vessel value (\$) for all seafood landed from bays and the Gulf of Mexico (grand total), by year for 1972-1997.



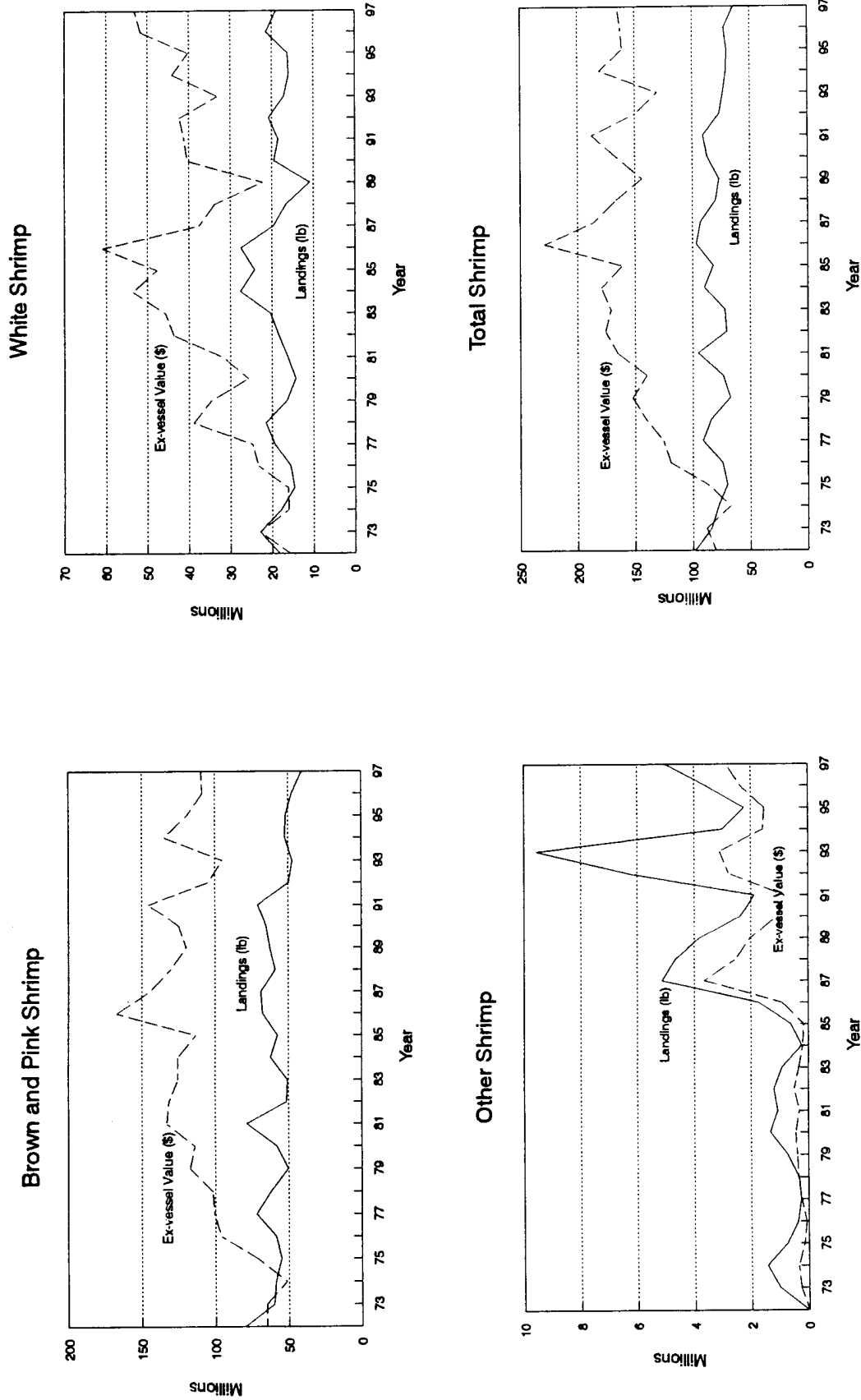
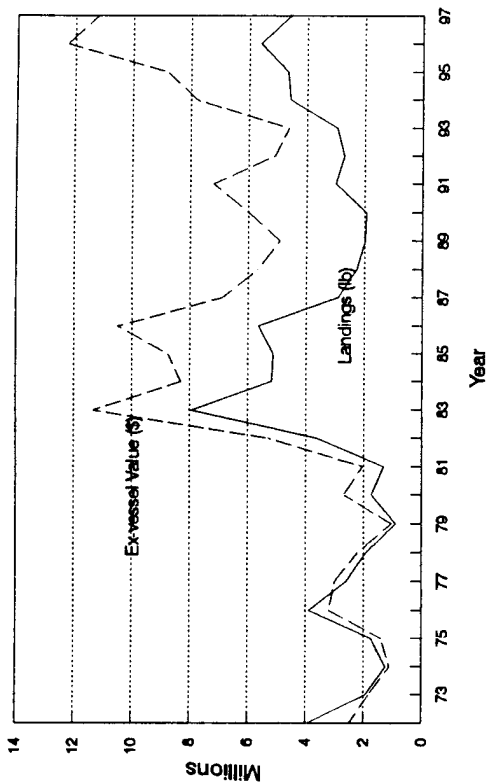
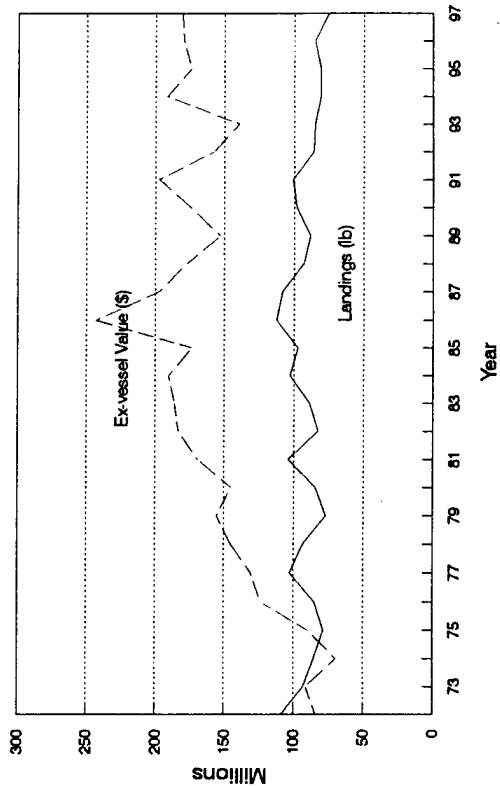


Figure 4. Texas commercial landings (lb) and ex-vessel value (\$) of brown and pink shrimp, white shrimp, other shrimp and total shrimp landed for 1972-1997.

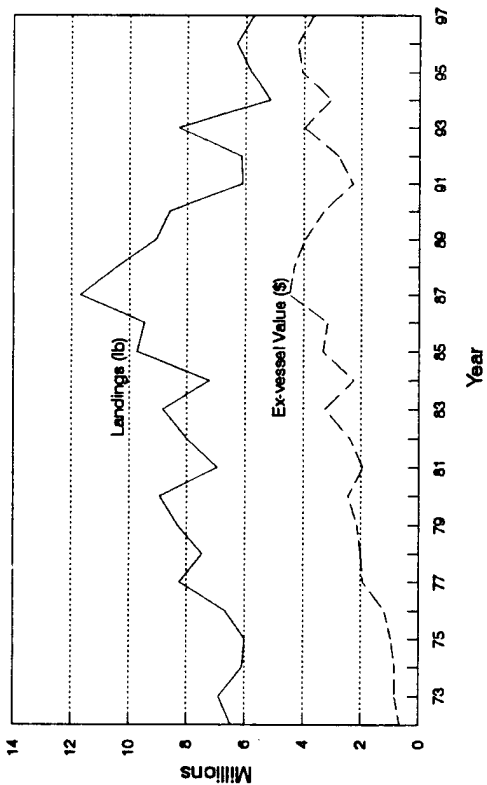
### Eastern Oyster



### Total Shellfish



### Blue Crab



### Other Shellfish

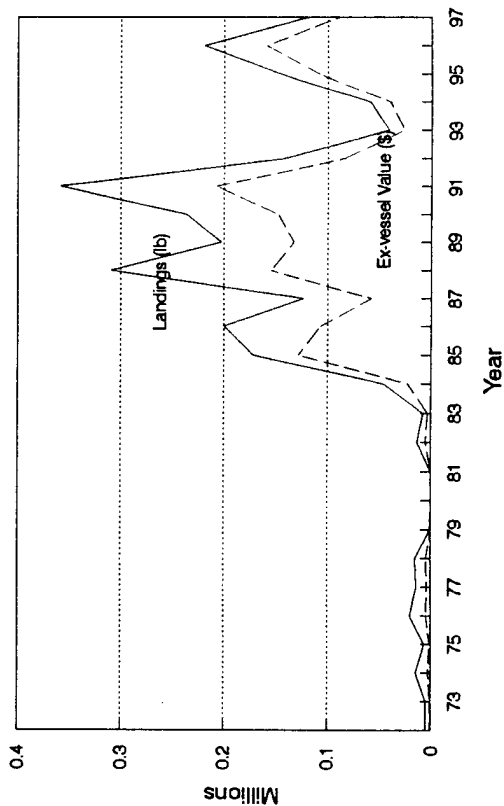


Figure 5. Texas commercial landings (lb) and ex-vessel value (\$) of blue crab, Eastern oyster, other shellfish and total shellfish landed for 1972-1997.

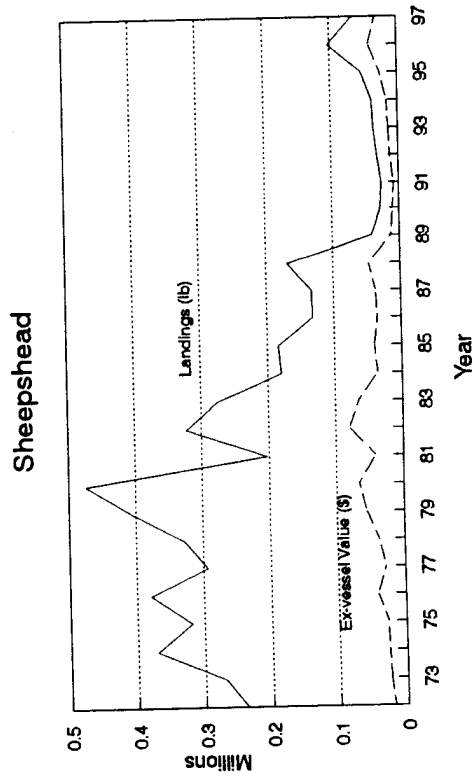
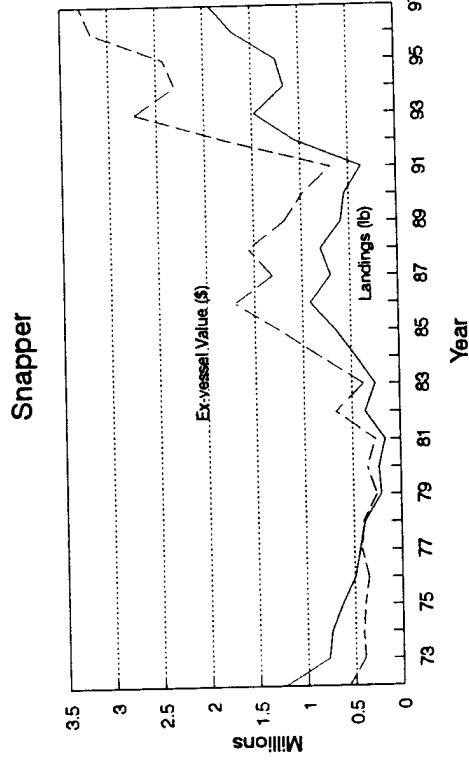
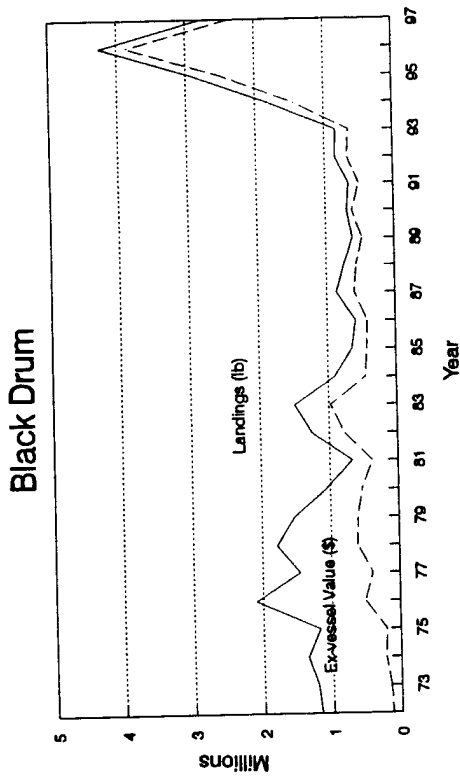
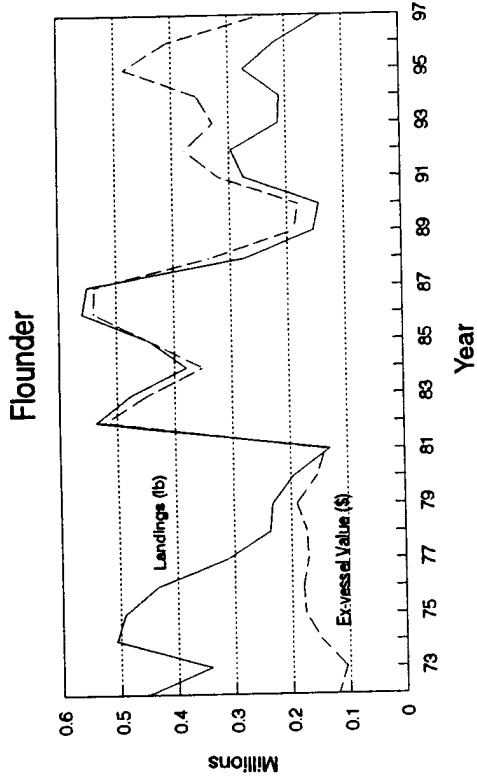


Figure 6. Texas commercial landings (lb) and ex-vessel value (\$) of black drum, flounder, sheepshead and snapper (all species) landed for 1972-1997.

# Total Finfish

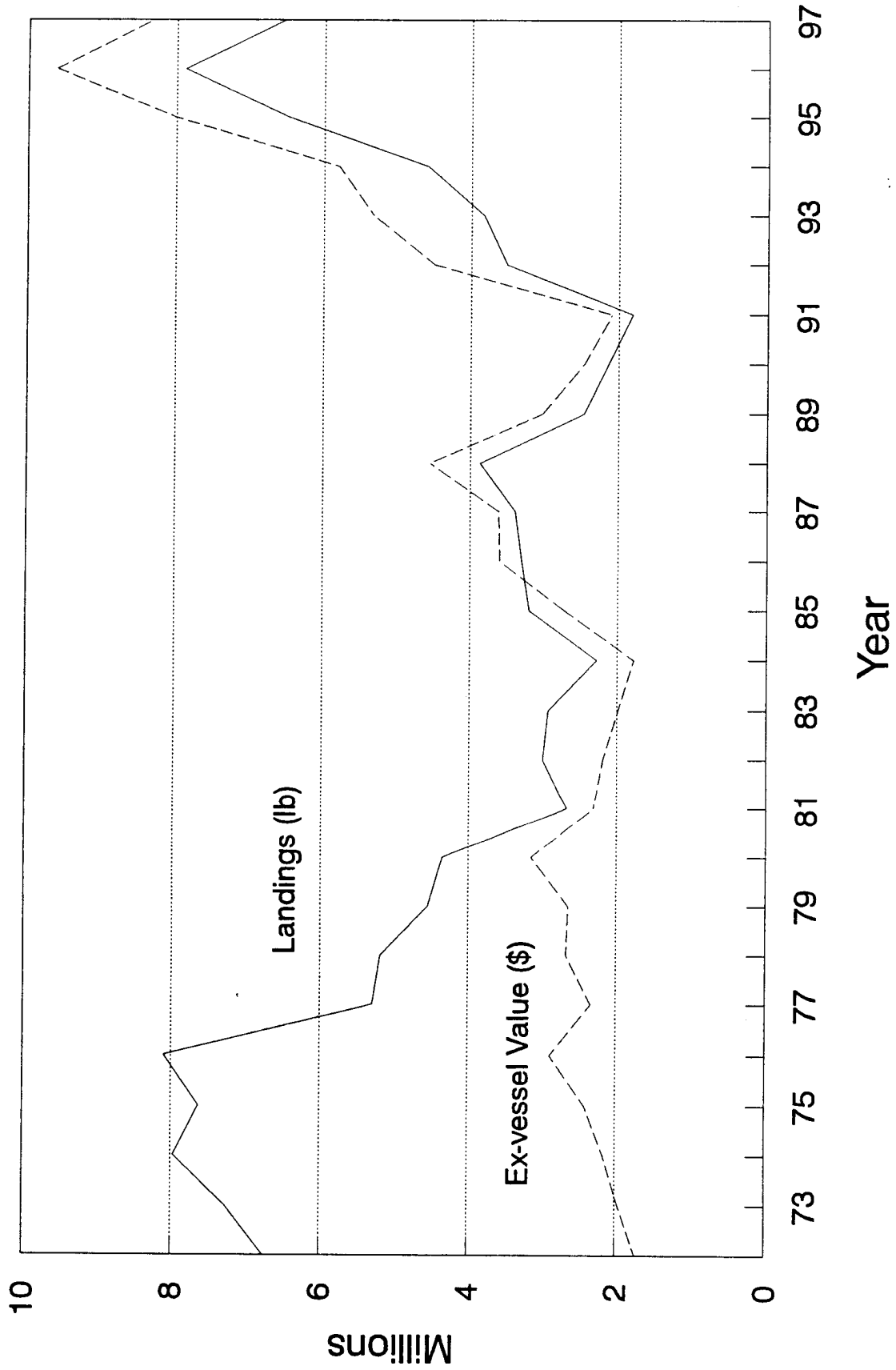


Figure 7. Texas commercial landings (lb) and ex-vessel value (\$) of total finfish for 1972-1997.

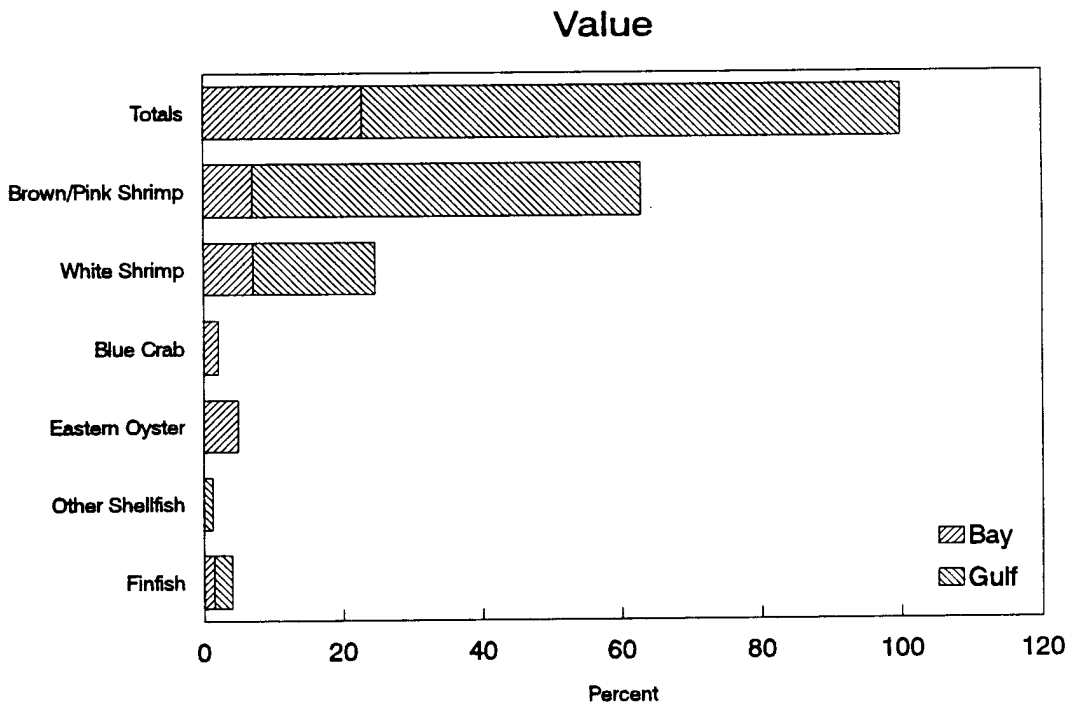
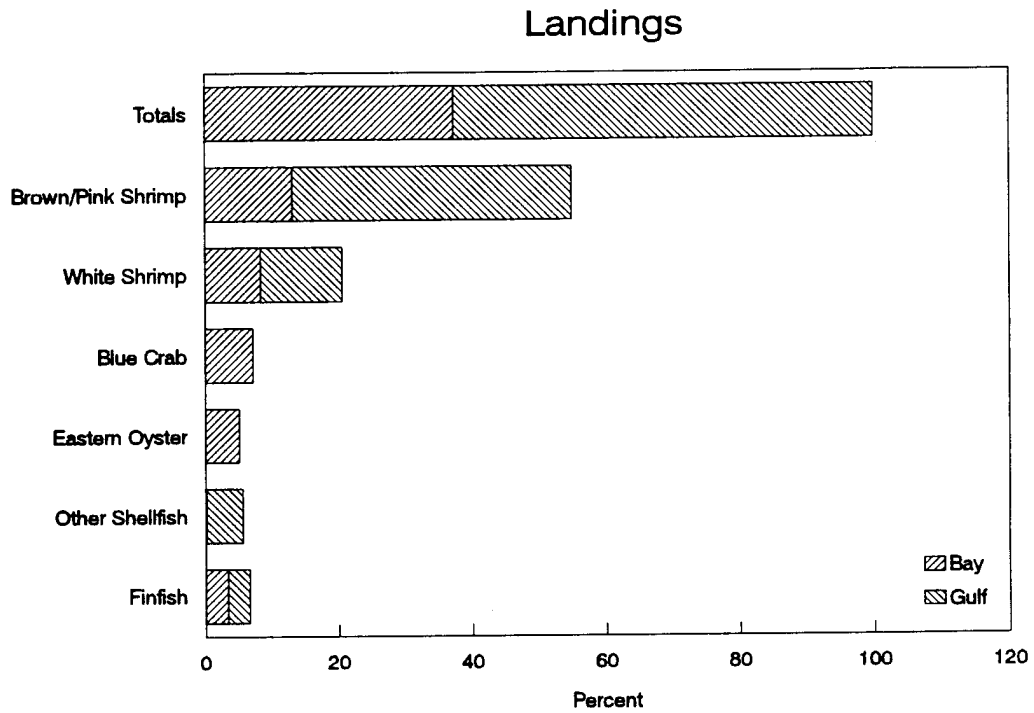


Figure 8. Percent of total coastwide bay and Gulf landings and ex-vessel value contributed by major commercial species groups for the interval 1993-1997.

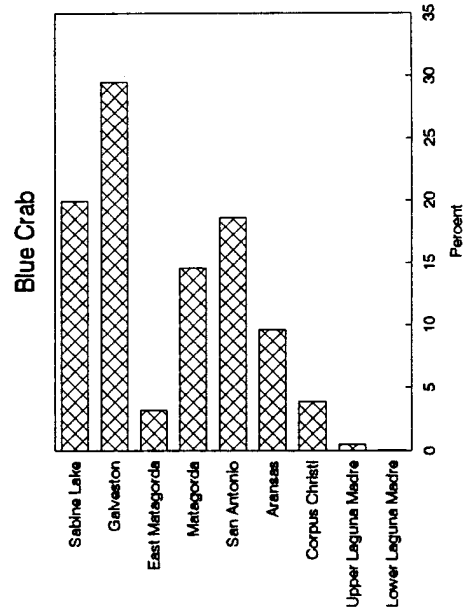
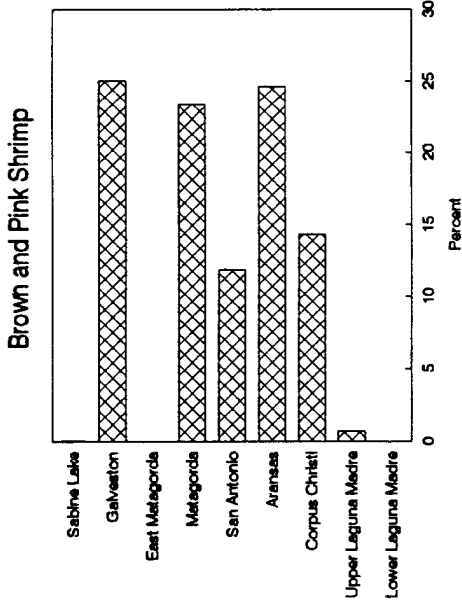
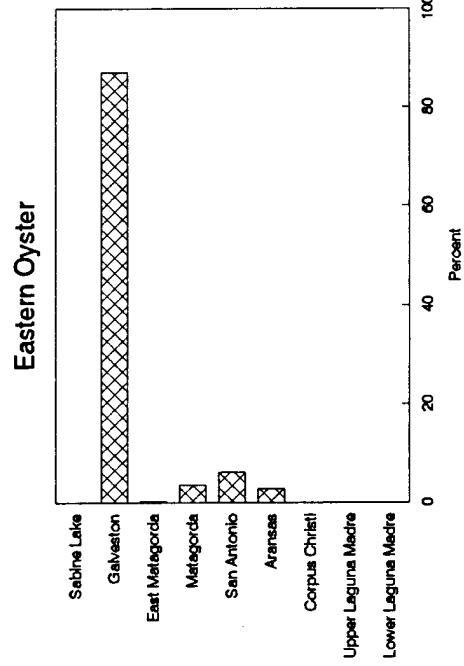
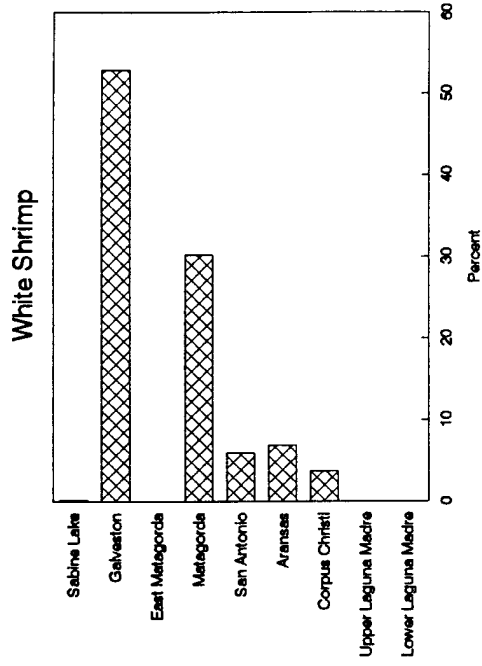


Figure 9. Percent of total landings of brown and pink shrimp, white shrimp, blue crab, and Eastern oysters contributed by each major bay system for the interval 1993-1997.

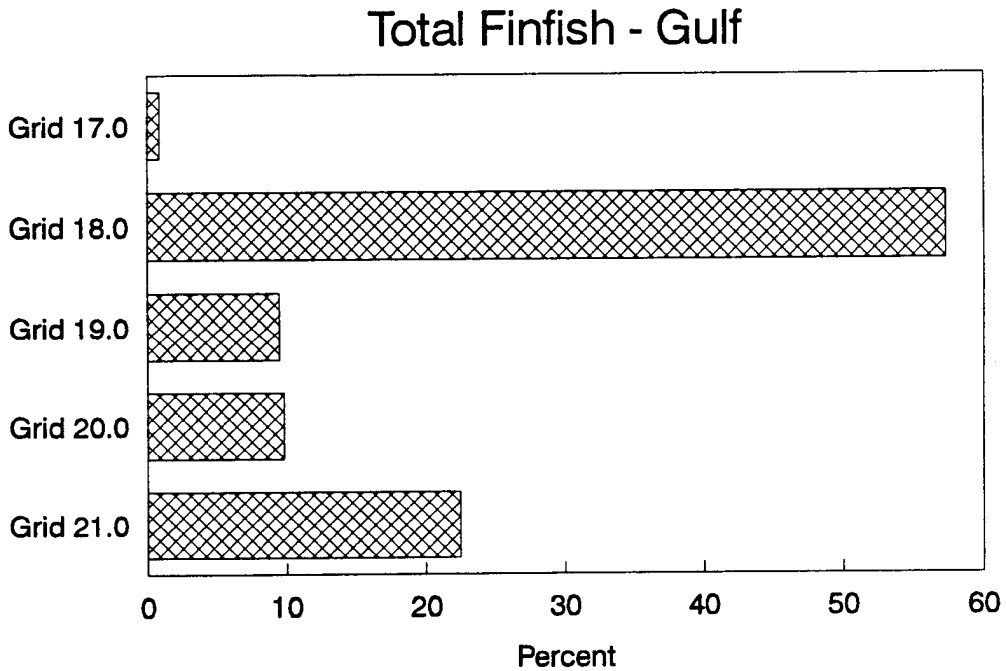
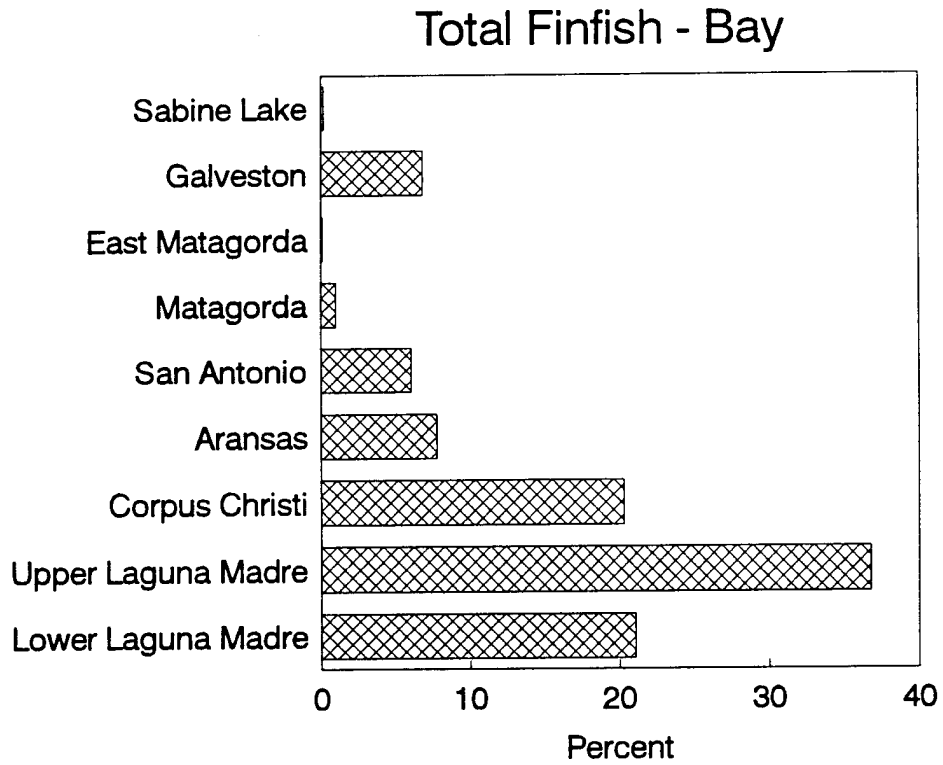
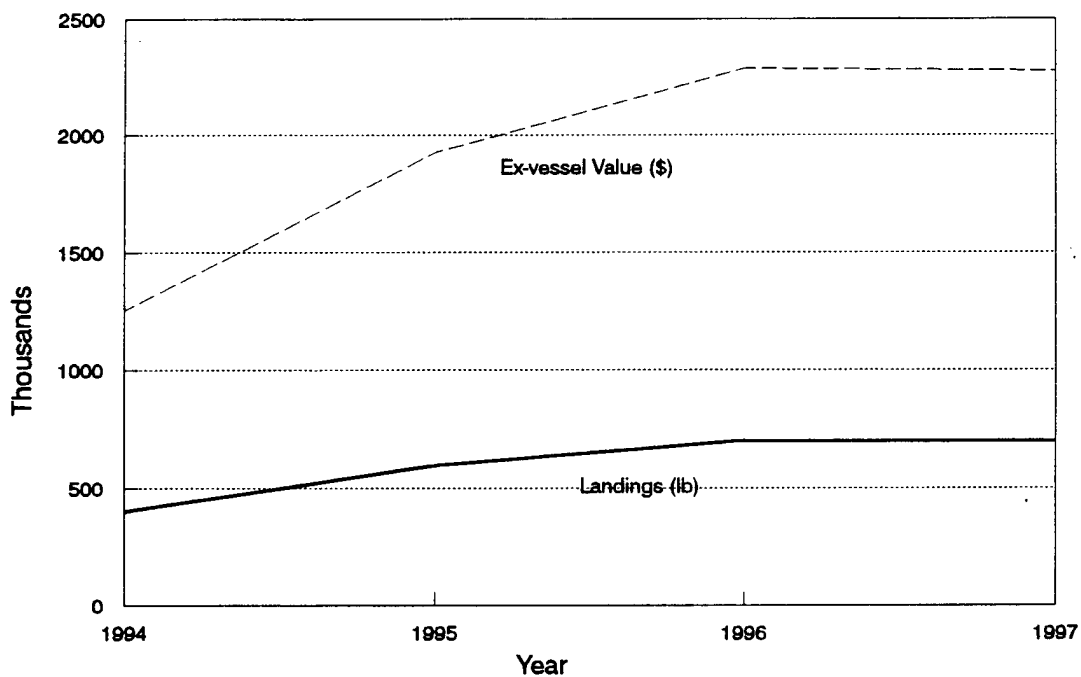


Figure 10. Percent of total finfish landings from bays contributed by each bay system and percent of total finfish landings from the Gulf contributed by each grid zone for the interval 1993-1997.

## Live Bait Shrimp



## Dead Bait Shrimp

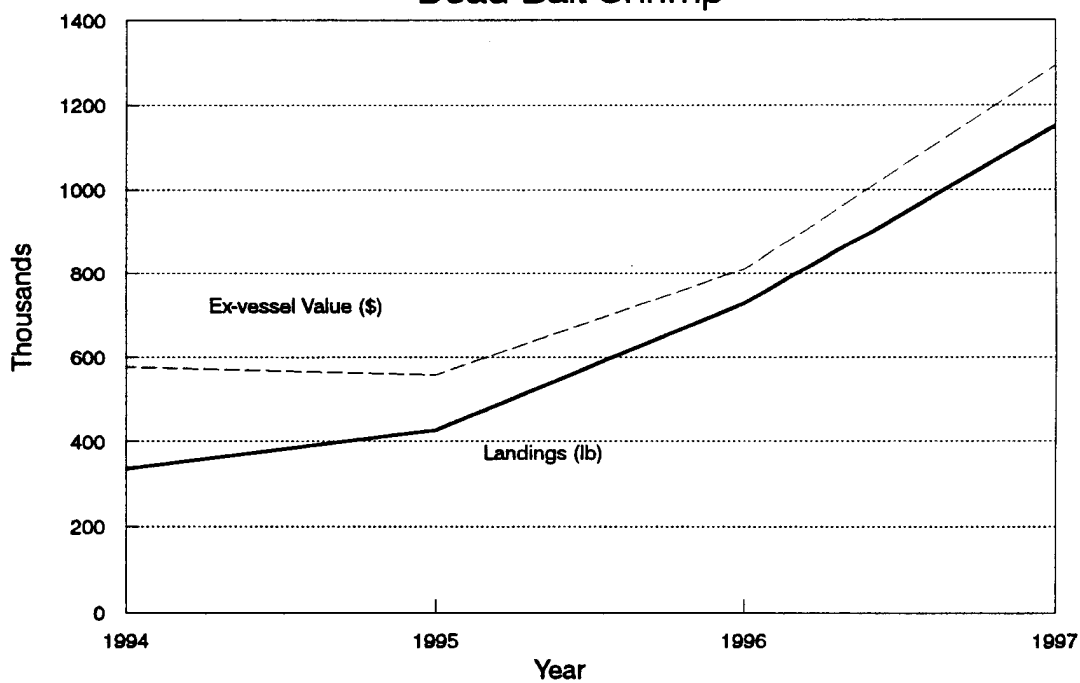


Figure 11. Texas commercial landings (lb) and ex-vessel value (\$) of bait shrimp (live and dead) landed for 1994-1997.



**Appendix A. Conversion factors used for finfish and shellfish.**

Table A.1. Factors for converting finfish processed weight to live weight<sup>a</sup>.

| Code | Species                | Fillet | Gutted | Headed |
|------|------------------------|--------|--------|--------|
| 996  | Amberjack, Greater     | 1.00   | 1.04   | 1.00   |
| 611  | Catfish, Gafftopsail   | 3.70   | 1.12   | 1.39   |
| 656  | Cobia (Ling)           | 3.33   | 1.04   | 1.43   |
| 602  | Croaker, Atlantic      | 2.86   | 1.14   | 1.45   |
| 597  | Dolphin                | 3.33   | 1.20   | 1.39   |
| 625  | Drum, Black            | 2.86   | 1.14   | 1.64   |
| 375  | Flounder, Unclassified | 2.63   | 1.09   | 1.20   |
| 6    | Gar, Alligator         | 2.00   | 1.00   | 2.00   |
| 465  | Gar, Unclassified      | 2.00   | 1.00   | 2.00   |
| 421  | Grouper, Unclassified  | 2.63   | 1.18   | 1.43   |
| 977  | Grouper, Scamp         | 2.63   | 1.18   | 1.43   |
| 967  | Grouper, Warsaw        | 2.63   | 1.18   | 1.43   |
| 364  | Grouper, Yellowedge    | 2.63   | 1.18   | 1.43   |
| 234  | Kingfish, Unclassified | 2.66   | 1.14   | 1.45   |
| 772  | Mackerel, King         | 2.86   | 1.11   | 1.33   |
| 681  | Mackerel, Spanish      | 3.03   | 1.15   | 1.52   |
| 397  | Mullet, Unclassified   | 2.86   | 1.14   | 1.45   |
| 001  | Oilfish                | 2.86   | 1.11   | 1.33   |
| 753  | Pompano, Florida       | 2.63   | 1.17   | 1.00   |
| 406  | Porgy, Unclassified    | 3.57   | 1.04   | 1.72   |
| 613  | Seatrout, Sand         | 2.86   | 1.15   | 1.24   |
| 236  | Shark, Unclassified    | 3.33   | 1.20   | 1.39   |
| 621  | Sheepshead             | 4.00   | 1.14   | 1.54   |
| 818  | Snapper, Red           | 3.12   | 1.11   | 1.54   |
| 410  | Snapper, Unclassified  | 3.12   | 1.11   | 1.54   |
| 594  | Snapper, Vermilion     | 3.12   | 1.11   | 1.54   |
| 538  | Swordfish              | 3.33   | 1.20   | 1.39   |
| 991  | Tilefish               | 2.94   | 1.12   | 1.39   |
| 507  | Triggerfish            | 3.57   | 1.04   | 1.72   |
| 540  | Tuna, Blackfin         | 3.03   | 1.11   | 1.25   |
| 544  | Tuna, Little           | 3.03   | 1.11   | 1.25   |
| 235  | Tuna, Unclassified     | 3.03   | 1.11   | 1.25   |
| 240  | Tuna, Yellowfin        | 3.03   | 1.11   | 1.25   |
| 232  | Unclassified Food      | 1.00   | 1.00   | 1.00   |
| 233  | Unclassified Scrap     | 1.00   | 1.00   | 1.00   |
| 547  | Wahoo                  | 2.86   | 1.11   | 1.33   |

<sup>a</sup>Conversion factors provided by Texas Parks and Wildlife Department and National Marine Fisheries Service.

Table A.2. Factors for converting bait landings to live weight<sup>a</sup>.

| Code  | Species                 | Dozen | Quart |
|-------|-------------------------|-------|-------|
| 602   | Atlantic Croaker        | 0.38  |       |
| 680   | Atlantic Cutlassfish    | 2.64  |       |
| 434   | Killifish, Unclassified | 0.12  |       |
| 397   | Mullet, Unclassified    | 0.31  |       |
| 31250 | Bait shrimp, dead       | 0.18  | 1.5   |
| 31249 | Bait shrimp, Live       | 0.18  | 1.5   |
| 92300 | Squid, unclassified     | 0.50  |       |

<sup>a</sup>Conversion factors provided by Texas Parks and Wildlife Department and National Marine Fisheries Service.

Table A.3. Factors for converting blue crab to live weight, Eastern oyster to meat weight, and stone crab claw weight to live weight (TPWD unpublished data).

| Species                         | Conversion factors                      |
|---------------------------------|---|
| Blue crab                       | 6 lb/1 dozen                            |
| Eastern oyster (to oyster meat) | 17.5 lb/barrel                          |
| Eastern oyster (to oyster meat) | 8.75 lb/gallon                          |
| Live Eastern oyster             | 1 barrel = 3 bushels, baskets or sacks. |
| Stone crab claw                 | 1 lb claw = 4 lb live weight            |

Table A.4. Factors for converting shrimp heads-off weight to heads-on weight (Chin 1960).

| Species          | Conversion factors |
|------------------|--------------------|
| Brown shrimp     | 1.61               |
| Pink shrimp      | 1.60               |
| Rock shrimp      | 1.67               |
| Royal red shrimp | 1.80               |
| Seabob           | 1.53               |
| White shrimp     | 1.54               |

**Appendix B. Weight (lb) and ex-vessel value (\$), by bay system, of commercial finfish and shellfish landings along the Texas coast, 1972-1997.**

Table B.1. Weight (lb) of each species landed commercially from the Sabine Lake system, 1972-1997.

| Year | Finfish    |          |             |        |       |       |                |        |       |           | Shellfish      |       |       |         |         | Grand Total |
|------|------------|----------|-------------|--------|-------|-------|----------------|--------|-------|-----------|----------------|-------|-------|---------|---------|-------------|
|      | Black drum | Flounder | Sheeps-head | Mullet | Other | Total | Shrimp         |        |       | Blue Crab | Eastern Oyster | Other | Total |         |         |             |
|      |            |          |             |        |       |       | Brown and Pink | White  | Other |           |                |       |       |         |         |             |
| 1972 | 0          | 0        | 0           | 0      | 0     | 0     | 0              | 9331   | 0     | 9331      | 1288708        | 0     | 0     | 1298039 | 1298039 |             |
| 1973 | 1400       | 0        | 0           | 0      | 4682  | 6082  | 0              | 0      | 0     | 0         | 1358213        | 0     | 0     | 1358213 | 1364295 |             |
| 1974 | 0          | 0        | 0           | 0      | 0     | 0     | 0              | 0      | 0     | 0         | 560812         | 0     | 0     | 560812  | 560812  |             |
| 1975 | 647        | 530      | 804         | 0      | 2368  | 4349  | 0              | 0      | 0     | 0         | 620926         | 0     | 0     | 620926  | 625275  |             |
| 1976 | 0          | 219      | 55          | 0      | 4055  | 4329  | 0              | 8245   | 0     | 8245      | 514202         | 0     | 0     | 522447  | 526776  |             |
| 1977 | 980        | 687      | 139         | 0      | 1010  | 2816  | 2336           | 4212   | 0     | 6548      | 226100         | 0     | 0     | 232648  | 235464  |             |
| 1978 | 0          | 330      | 59          | 0      | 114   | 503   | 0              | 2763   | 0     | 2763      | 624171         | 0     | 0     | 626934  | 627437  |             |
| 1979 | 556        | 51       | 764         | 56     | 600   | 2027  | 0              | 0      | 0     | 0         | 163301         | 0     | 0     | 163301  | 165328  |             |
| 1980 | 48         | 78       | 627         | 60     | 2220  | 3033  | 1099           | 49900  | 4668  | 55667     | 70089          | 0     | 0     | 125756  | 128789  |             |
| 1981 | 219        | 119      | 76          | 12     | 974   | 1400  | 12830          | 43248  | 0     | 56078     | 72624          | 0     | 0     | 128702  | 130102  |             |
| 1982 | 0          | 0        | 0           | 0      | 0     | 0     | 0              | 170835 | 488   | 171323    | 113443         | 0     | 0     | 284766  | 284766  |             |
| 1983 | 379        | 567      | 430         | 0      | 1341  | 2717  | 0              | 740    | 0     | 740       | 172874         | 0     | 0     | 173614  | 176331  |             |
| 1984 | 244        | 176      | 1588        | 0      | 0     | 2008  | 12384          | 10451  | 0     | 22835     | 555304         | 0     | 0     | 578139  | 580147  |             |
| 1985 | 486        | 2283     | 1592        | 0      | 983   | 5344  | 0              | 21169  | 0     | 21169     | 673758         | 0     | 0     | 694927  | 700271  |             |
| 1986 | 154        | 2056     | 1874        | 0      | 1172  | 5256  | 539            | 7925   | 0     | 8464      | 1345792        | 70    | 763   | 1355089 | 1360345 |             |
| 1987 | 153        | 2527     | 2349        | 0      | 2997  | 8026  | 203            | 173190 | 0     | 173393    | 626999         | 928   | 130   | 801450  | 809476  |             |
| 1988 | 132        | 1676     | 2424        | 0      | 2055  | 6287  | 13101          | 348217 | 676   | 361994    | 443171         | 0     | 65    | 805230  | 811517  |             |
| 1989 | 80         | 535      | 2465        | 0      | 2284  | 5364  | 0              | 182492 | 0     | 182492    | 1224093        | 0     | 0     | 1406585 | 1411949 |             |
| 1990 | 318        | 412      | 1428        | 0      | 2495  | 4653  | 3779           | 127096 | 0     | 130875    | 742535         | 0     | 588   | 873998  | 878651  |             |

Table B.1. (Cont'd)

| Year | Finfish    |          |             |        |       | Shellfish |                |       |       |           | Grand Total |                |       |         |         |
|------|------------|----------|-------------|--------|-------|-----------|----------------|-------|-------|-----------|-------------|----------------|-------|---------|---------|
|      | Black drum | Flounder | Sheeps-head | Mullet | Other | Total     | Shrimp         |       |       | Blue Crab |             | Eastern Oyster | Other | Total   |         |
|      |            |          |             |        |       |           | Brown and Pink | White | Other |           |             |                |       |         |         |
| 1991 | 669        | 1775     | 402         | 1860   | 1311  | 6017      | 1967           | 3072  | 0     | 5040      | 696385      | 0              | 57    | 701482  | 707499  |
| 1992 | 34         | 2034     | 119         | 0      | 7828  | 10015     | 2896           | 19310 | 0     | 22206     | 266308      | 0              | 668   | 289182  | 299197  |
| 1993 | 0          | 61       | 43          | 0      | 489   | 593       | 5010           | 21870 | 435   | 27314     | 871533      | 0              | 0     | 898847  | 899440  |
| 1994 | 524        | 0        | 0           | 0      | 1968  | 2492      | 0              | 14924 | 907   | 15831     | 736068      | 0              | 0     | 751899  | 754391  |
| 1995 | 0          | 0        | 0           | 355    | 7178  | 7533      | 694            | 9035  | 0     | 9729      | 1278127     | 0              | 70    | 1287926 | 1295459 |
| 1996 | 1172       | 0        | 0           | 406    | 6611  | 8189      | 23833          | 8116  | 0     | 31949     | 1654864     | 0              | 741   | 1687554 | 1695743 |
| 1997 | 700        | 65       | 0           | 122    | 3922  | 4809      | 921            | 0     | 0     | 921       | 1670858     | 0              | 0     | 1671779 | 1676588 |

Table B.2. Ex-vessel value (\$) of each species landed commercially from the Sabine Lake system, 1972-1997.

| Year | Finfish    |          |             |        |       |       |                |        |       |           | Shellfish      |       |       |   |        | Grand Total |
|------|------------|----------|-------------|--------|-------|-------|----------------|--------|-------|-----------|----------------|-------|-------|---|--------|-------------|
|      | Black drum | Flounder | Sheeps-head | Mullet | Other | Total | Shrimp         |        |       | Blue Crab | Eastern Oyster | Other | Total |   |        |             |
|      |            |          |             |        |       |       | Brown and Pink | White  | Other |           |                |       |       |   |        |             |
| 1972 | 0          | 0        | 0           | 0      | 0     | 0     | 0              | 4697   | 0     | 4697      | 127369         | 0     | 0     | 0 | 132066 |             |
| 1973 | 210        | 0        | 0           | 0      | 1800  | 2010  | 0              | 0      | 0     | 0         | 158433         | 0     | 0     | 0 | 158433 |             |
| 1974 | 0          | 0        | 0           | 0      | 0     | 0     | 0              | 0      | 0     | 0         | 77090          | 0     | 0     | 0 | 77090  |             |
| 1975 | 114        | 195      | 117         | 0      | 545   | 971   | 0              | 0      | 0     | 0         | 96740          | 0     | 0     | 0 | 96740  |             |
| 1976 | 0          | 73       | 11          | 0      | 1383  | 1466  | 0              | 9317   | 0     | 9317      | 89127          | 0     | 0     | 0 | 98444  |             |
| 1977 | 281        | 424      | 34          | 0      | 569   | 1308  | 1098           | 2529   | 0     | 3627      | 57904          | 0     | 0     | 0 | 61530  |             |
| 1978 | 0          | 165      | 12          | 0      | 23    | 200   | 0              | 4528   | 0     | 4528      | 163288         | 0     | 0     | 0 | 167817 |             |
| 1979 | 199        | 25       | 168         | 13     | 240   | 645   | 0              | 0      | 0     | 0         | 49328          | 0     | 0     | 0 | 49328  |             |
| 1980 | 24         | 43       | 166         | 28     | 1526  | 1787  | 1113           | 37518  | 1354  | 39985     | 24043          | 0     | 0     | 0 | 64028  |             |
| 1981 | 79         | 59       | 15          | 6      | 451   | 610   | 8600           | 38279  | 0     | 46879     | 29575          | 0     | 0     | 0 | 76454  |             |
| 1982 | 0          | 0        | 0           | 0      | 0     | 0     | 0              | 197418 | 220   | 197637    | 43907          | 0     | 0     | 0 | 241544 |             |
| 1983 | 196        | 411      | 94          | 0      | 275   | 976   | 0              | 1029   | 0     | 1029      | 74654          | 0     | 0     | 0 | 75682  |             |
| 1984 | 110        | 161      | 497         | 0      | 0     | 768   | 8762           | 12339  | 0     | 21101     | 204298         | 0     | 0     | 0 | 225399 |             |
| 1985 | 462        | 2025     | 602         | 0      | 375   | 3464  | 0              | 10747  | 0     | 10747     | 231322         | 0     | 0     | 0 | 242068 |             |
| 1986 | 104        | 1958     | 777         | 0      | 429   | 3268  | 302            | 3931   | 0     | 4233      | 456436         | 72    | 305   | 0 | 461046 |             |
| 1987 | 61         | 2523     | 990         | 0      | 1812  | 5386  | 374            | 151207 | 0     | 151580    | 236764         | 1908  | 59    | 0 | 390310 |             |
| 1988 | 124        | 1668     | 1016        | 0      | 1900  | 4707  | 8084           | 279949 | 309   | 288342    | 183957         | 0     | 33    | 0 | 472332 |             |
| 1989 | 44         | 501      | 997         | 0      | 2731  | 4273  | 0              | 109314 | 0     | 109314    | 520764         | 0     | 0     | 0 | 630078 |             |
| 1990 | 166        | 540      | 625         | 0      | 2192  | 3523  | 1904           | 101719 | 0     | 103623    | 201430         | 0     | 294   | 0 | 305347 |             |

Table B.2. (Cont'd)

| Year | Finfish    |          |             |        |       | Shellfish |                |       |       |           |                |       | Grand Total |         |         |
|------|------------|----------|-------------|--------|-------|-----------|----------------|-------|-------|-----------|----------------|-------|-------------|---------|---------|
|      | Black drum | Flounder | Sheeps-head | Mullet | Other | Total     | Shrimp         |       |       | Blue Crab | Eastern Oyster | Other |             | Total   |         |
|      |            |          |             |        |       |           | Brown and Pink | White | Other |           |                |       |             |         |         |
| 1991 | 431        | 1442     | 141         | 601    | 812   | 3426      | 2621           | 6429  | 0     | 9050      | 249323         | 0     | 29          | 258401  | 261827  |
| 1992 | 24         | 2434     | 29          | 0      | 2258  | 4746      | 3169           | 13898 | 0     | 17067     | 169499         | 0     | 366         | 186932  | 191678  |
| 1993 | 0          | 60       | 11          | 0      | 315   | 387       | 3848           | 15000 | 148   | 18996     | 354640         | 0     | 0           | 373636  | 374022  |
| 1994 | 419        | 0        | 0           | 0      | 21175 | 21594     | 0              | 18364 | 245   | 18609     | 387665         | 0     | 0           | 406274  | 427869  |
| 1995 | 0          | 0        | 0           | 178    | 60080 | 60258     | 941            | 8515  | 0     | 9456      | 952959         | 0     | 70          | 962485  | 1022742 |
| 1996 | 829        | 0        | 0           | 203    | 54183 | 55215     | 16810          | 8594  | 0     | 25404     | 1093927        | 0     | 389         | 1119720 | 1174935 |
| 1997 | 490        | 68       | 0           | 299    | 44696 | 45553     | 599            | 0     | 0     | 599       | 1072534        | 0     | 0           | 1073133 | 1118686 |



Table B.3. Weight (lb) of each species landed commercially from the Galveston Bay system, 1972-1997.

| Year | Finfish    |          |             |        |        |        |                |         |       |           | Shellfish      |         |       |          |          | Grand Total |
|------|------------|----------|-------------|--------|--------|--------|----------------|---------|-------|-----------|----------------|---------|-------|----------|----------|-------------|
|      | Black drum | Flounder | Sheeps-head | Mullet | Other  | Total  | Shrimp         |         |       | Blue Crab | Eastern Oyster | Other   | Total |          |          |             |
|      |            |          |             |        |        |        | Brown and Pink | White   | Other |           |                |         |       |          |          |             |
| 1972 | 72641      | 21057    | 27801       | 59542  | 312711 | 493752 | 1348320        | 2701181 | 0     | 4049501   | 1870124        | 3242557 | 2416  | 9164598  | 9658350  |             |
| 1973 | 92961      | 9978     | 52817       | 69115  | 469620 | 694491 | 1301554        | 4154559 | 0     | 5456113   | 2046962        | 1703259 | 1868  | 9208202  | 9902693  |             |
| 1974 | 27653      | 20031    | 28439       | 24462  | 478907 | 579492 | 1430520        | 1498466 | 153   | 2929139   | 1982882        | 836712  | 3779  | 5752512  | 6332004  |             |
| 1975 | 46444      | 20966    | 31950       | 3042   | 511337 | 613739 | 621237         | 3087871 | 0     | 3709108   | 1863452        | 1236762 | 2017  | 6811339  | 7425078  |             |
| 1976 | 47545      | 29344    | 51677       | 18349  | 450654 | 597569 | 1801925        | 3335189 | 0     | 5137114   | 1599474        | 3289887 | 11306 | 10037781 | 10635350 |             |
| 1977 | 102175     | 14382    | 21117       | 3843   | 313633 | 455150 | 2256576        | 2988766 | 1600  | 5246942   | 1859418        | 1917532 | 3335  | 9027227  | 9482377  |             |
| 1978 | 161887     | 55173    | 55504       | 1946   | 533184 | 807694 | 2066133        | 3618523 | 0     | 5684656   | 1920886        | 1076797 | 3528  | 8685867  | 9493561  |             |
| 1979 | 73101      | 46869    | 72192       | 46427  | 263946 | 502535 | 1315025        | 1963252 | 0     | 3278277   | 1953742        | 43097   | 162   | 5275278  | 5777813  |             |
| 1980 | 55999      | 31477    | 65844       | 2251   | 219843 | 375414 | 2317775        | 3439745 | 0     | 5757520   | 1749057        | 1004208 | 0     | 8510785  | 8886199  |             |
| 1981 | 51936      | 20637    | 51376       | 3985   | 118039 | 245973 | 1991873        | 2655307 | 0     | 4647180   | 610228         | 985411  | 0     | 6242819  | 6488792  |             |
| 1982 | 72524      | 197762   | 125942      | 118907 | 188244 | 703379 | 1646158        | 3459392 | 0     | 5105550   | 1216137        | 3253765 | 9942  | 9585394  | 10288773 |             |
| 1983 | 53458      | 134968   | 64568       | 82523  | 155077 | 490594 | 1493414        | 2773657 | 0     | 4267071   | 1407572        | 6967064 | 2277  | 12643984 | 13134578 |             |
| 1984 | 269046     | 127753   | 74948       | 50296  | 63748  | 585791 | 2558708        | 3604281 | 0     | 6162989   | 1396583        | 2360205 | 8340  | 9928117  | 10513908 |             |
| 1985 | 114591     | 152367   | 50581       | 130550 | 179245 | 627334 | 1651048        | 2638555 | 0     | 4289603   | 2167937        | 3285112 | 12380 | 9755032  | 10382366 |             |
| 1986 | 31279      | 137488   | 34354       | 61460  | 159914 | 424495 | 2043085        | 4108323 | 1452  | 6152860   | 3018610        | 3541048 | 47377 | 12759895 | 13184390 |             |
| 1987 | 50863      | 222718   | 35094       | 27963  | 106707 | 443345 | 3091385        | 3811662 | 1441  | 6904488   | 2786933        | 2174865 | 40565 | 11906851 | 12350196 |             |
| 1988 | 61297      | 47299    | 73893       | 64553  | 247983 | 495025 | 3454171        | 3085281 | 2889  | 6542341   | 3118874        | 1452365 | 56193 | 11169773 | 11664798 |             |
| 1989 | 21821      | 14588    | 16189       | 108024 | 60482  | 221104 | 2249442        | 1806689 | 0     | 4056132   | 2149496        | 715168  | 13440 | 6934236  | 7155340  |             |
| 1990 | 22338      | 13760    | 15015       | 91473  | 46036  | 188622 | 1974561        | 2841549 | 228   | 4816337   | 1908099        | 1166652 | 23285 | 7914373  | 8102995  |             |

Table B.3. (Cont'd)

| Year  | Finfish    |          |             |        |        | Shellfish      |         |         |           |                | Grand Total |         |       |          |          |
|-------|------------|----------|-------------|--------|--------|----------------|---------|---------|-----------|----------------|-------------|---------|-------|----------|----------|
|       | Black drum | Flounder | Sheeps-head | Mullet | Other  | Shrimp         |         |         | Blue Crab | Eastern Oyster |             | Other   |       |          |          |
|       |            |          |             |        |        | Brown and Pink | White   | Other   |           |                |             |         |       |          |          |
| Total | Total      | Total    | Total       | Total  | Total  | Total          | Total   | Total   | Total     | Total          |             |         |       |          |          |
| 1991  | 11095      | 19767    | 9564        | 41613  | 27782  | 109821         | 1344617 | 1789078 | 0         | 3133695        | 1531858     | 2331384 | 18530 | 7015467  | 7125288  |
| 1992  | 4930       | 28710    | 13697       | 21761  | 92826  | 161924         | 2415390 | 2615129 | 0         | 5030519        | 841691      | 2581127 | 58275 | 8511612  | 8673536  |
| 1993  | 11796      | 22664    | 13095       | 102504 | 37615  | 187674         | 2436614 | 3359485 | 0         | 5796100        | 1846055     | 2832420 | 20286 | 10494861 | 10682535 |
| 1994  | 27307      | 26199    | 12235       | 29213  | 74621  | 169575         | 3184077 | 3139238 | 0         | 6323315        | 1762088     | 4230787 | 17436 | 12333626 | 12503201 |
| 1995  | 27145      | 19437    | 11324       | 32201  | 129442 | 219549         | 2609456 | 4045725 | 0         | 6655181        | 1538151     | 4096195 | 11135 | 12300662 | 12520211 |
| 1996  | 16608      | 37620    | 36110       | 61712  | 74367  | 226417         | 3099516 | 4133305 | 0         | 7232821        | 2126126     | 4892240 | 72816 | 14324003 | 14550420 |
| 1997  | 13181      | 19464    | 18725       | 82941  | 67798  | 202109         | 2983983 | 4503273 | 0         | 7487255        | 1918585     | 3409242 | 30837 | 12845919 | 13048028 |

Table B.4. Ex-vessel value (\$) of each species landed commercially from the Galveston Bay system, 1972-1997.

| Year | Finfish    |          |             |        |        |        |                |         |       |           | Shellfish      |         |       |          |           | Grand Total |
|------|------------|----------|-------------|--------|--------|--------|----------------|---------|-------|-----------|----------------|---------|-------|----------|-----------|-------------|
|      | Black drum | Flounder | Sheeps-head | Mullet | Other  | Total  | Shrimp         |         |       | Blue Crab | Eastern Oyster | Other   | Total |          |           |             |
|      |            |          |             |        |        |        | Brown and Pink | White   | Other |           |                |         |       |          |           |             |
| 1972 | 7970       | 6184     | 3000        | 2849   | 51524  | 71527  | 454365         | 1875965 | 0     | 2330330   | 191653         | 2094463 | 335   | 4616781  | 4688309   |             |
| 1973 | 12652      | 3734     | 6434        | 3385   | 107808 | 134012 | 604042         | 3005149 | 0     | 3609192   | 255094         | 1587159 | 280   | 5451725  | 5585737   |             |
| 1974 | 3721       | 6716     | 3284        | 1463   | 110438 | 125623 | 378833         | 1100700 | 35    | 1479568   | 273301         | 753289  | 779   | 2506937  | 2632560   |             |
| 1975 | 8774       | 8489     | 4694        | 627    | 134391 | 156976 | 184639         | 2075965 | 0     | 2260604   | 287015         | 957345  | 472   | 3505435  | 3662412   |             |
| 1976 | 9963       | 13469    | 8817        | 2186   | 142092 | 176527 | 802008         | 3617944 | 0     | 4419953   | 268422         | 2704490 | 2566  | 7395431  | 7571958   |             |
| 1977 | 27995      | 7996     | 4870        | 1039   | 109241 | 151140 | 1934420        | 2966068 | 320   | 4900808   | 452330         | 2299610 | 1106  | 7653853  | 7804993   |             |
| 1978 | 48789      | 43421    | 10509       | 239    | 241470 | 344428 | 778259         | 4977022 | 0     | 5755281   | 521282         | 1222870 | 988   | 7500422  | 7844849   |             |
| 1979 | 23313      | 41195    | 10802       | 4944   | 137222 | 217476 | 1144898        | 2648696 | 0     | 3793594   | 481814         | 66788   | 37    | 4342233  | 4559710   |             |
| 1980 | 30073      | 28673    | 15132       | 474    | 135232 | 209584 | 2076229        | 4831460 | 0     | 6907690   | 493063         | 1643507 | 0     | 9044260  | 9253844   |             |
| 1981 | 30857      | 23734    | 14052       | 233    | 107949 | 176825 | 1018255        | 3107979 | 0     | 4126233   | 187297         | 1568052 | 0     | 5881582  | 6058407   |             |
| 1982 | 27285      | 199890   | 26996       | 12607  | 35205  | 301982 | 1442652        | 5829652 | 0     | 7272304   | 401458         | 4781383 | 3894  | 12459039 | 12761022  |             |
| 1983 | 25169      | 125375   | 14091       | 8845   | 34237  | 207717 | 1503152        | 3935330 | 0     | 5438482   | 521546         | 9946278 | 1113  | 15907418 | 16115136  |             |
| 1984 | 106887     | 133959   | 15457       | 5484   | 17328  | 279116 | 2061454        | 4032756 | 0     | 6094210   | 541803         | 4015272 | 3723  | 10655008 | 109344123 |             |
| 1985 | 89803      | 158635   | 12498       | 14653  | 37314  | 312903 | 1324170        | 2964201 | 0     | 4288371   | 829459         | 5958136 | 6521  | 11082487 | 11395390  |             |
| 1986 | 14805      | 141994   | 9140        | 7457   | 33028  | 206425 | 1869436        | 4969357 | 944   | 6839737   | 1028321        | 6956429 | 24693 | 14849180 | 15055605  |             |
| 1987 | 33003      | 218381   | 9542        | 3133   | 24160  | 288219 | 2735922        | 4918322 | 642   | 7654886   | 1250721        | 5376953 | 19226 | 14301786 | 14590005  |             |
| 1988 | 55636      | 55444    | 17790       | 10686  | 86801  | 226356 | 3837344        | 4185904 | 1478  | 8024726   | 1517493        | 3921794 | 25093 | 13489106 | 13715462  |             |
| 1989 | 19819      | 17737    | 5085        | 15629  | 10923  | 69195  | 1333129        | 1923004 | 0     | 3256133   | 921708         | 2137672 | 8754  | 6324267  | 6393462   |             |
| 1990 | 20030      | 16118    | 4601        | 20374  | 10597  | 71721  | 1306586        | 4771559 | 456   | 6078601   | 729516         | 4093490 | 10435 | 10912042 | 10983763  |             |

Table B.4. (Cont'd)

| Year | Finfish    |          |             |        |       | Shellfish |                |         |       |          | Grand Total |          |       |          |          |
|------|------------|----------|-------------|--------|-------|-----------|----------------|---------|-------|----------|-------------|----------|-------|----------|----------|
|      | Black drum | Flounder | Sheeps-head | Mullet | Other | Total     | Shrimp         |         |       | Total    |             |          |       |          |          |
|      |            |          |             |        |       |           | Brown and Pink | White   | Other |          |             |          |       |          |          |
| 1991 | 5643       | 24676    | 3279        | 12128  | 12298 | 58024     | 1127469        | 2465051 | 0     | 3592520  | 535367      | 5967519  | 11446 | 10106853 | 10164877 |
| 1992 | 4134       | 36576    | 4813        | 6141   | 40809 | 92473     | 1823066        | 3665515 | 0     | 5488581  | 420102      | 4874358  | 31560 | 10814601 | 10907074 |
| 1993 | 10415      | 28729    | 4014        | 19396  | 31645 | 94199     | 1720286        | 4334565 | 0     | 6054851  | 960441      | 4420034  | 11177 | 11446502 | 11540701 |
| 1994 | 18621      | 32819    | 3372        | 11589  | 50810 | 117212    | 3860441        | 6082711 | 0     | 9943152  | 1009174     | 7247432  | 9776  | 18209534 | 18326746 |
| 1995 | 19439      | 24837    | 3270        | 20003  | 89170 | 156720    | 2440497        | 5784203 | 0     | 8224700  | 977319      | 7948372  | 6714  | 17157104 | 17313824 |
| 1996 | 13607      | 53675    | 10802       | 26743  | 56086 | 160914    | 3775355        | 7379784 | 0     | 11155139 | 1351359     | 11010000 | 38433 | 23557845 | 23718759 |
| 1997 | 10534      | 29161    | 5943        | 25499  | 71892 | 143029    | 4229203        | 8890655 | 0     | 13119858 | 1231965     | 8787110  | 18648 | 23157581 | 23300610 |

Table B.5. Weight (lb) of each species landed commercially from the Matagorda Bay system, 1972-1997.

| Year | Finfish    |          |             |        |        |        |                |         |       |           | Shellfish      |        |       |         |         | Grand Total |
|------|------------|----------|-------------|--------|--------|--------|----------------|---------|-------|-----------|----------------|--------|-------|---------|---------|-------------|
|      | Black drum | Flounder | Sheeps-head | Mullet | Other  | Total  | Shrimp         |         |       | Blue Crab | Eastern Oyster | Other  | Total |         |         |             |
|      |            |          |             |        |        |        | Brown and Pink | White   | Other |           |                |        |       |         |         |             |
| 1972 | 36906      | 22156    | 15887       | 849    | 132205 | 208003 | 228942         | 1164672 | 0     | 1393614   | 468545         | 166302 | 189   | 2028650 | 2236653 |             |
| 1973 | 25740      | 28020    | 6044        | 4555   | 121150 | 185509 | 1185841        | 2860131 | 0     | 4045972   | 294217         | 67391  | 745   | 4408325 | 4593834 |             |
| 1974 | 10255      | 21382    | 4417        | 642    | 142309 | 179005 | 452867         | 1429128 | 0     | 1881995   | 601177         | 183007 | 683   | 2666862 | 2845867 |             |
| 1975 | 12792      | 30204    | 6945        | 914    | 121476 | 172331 | 866039         | 792883  | 0     | 1658922   | 357353         | 366344 | 315   | 2382934 | 2555265 |             |
| 1976 | 7896       | 26190    | 4453        | 3779   | 57865  | 100183 | 988152         | 1072107 | 0     | 2060259   | 200493         | 280087 | 315   | 2541154 | 2641337 |             |
| 1977 | 17489      | 19184    | 5290        | 1196   | 73564  | 116723 | 1008551        | 2621280 | 0     | 3629831   | 211227         | 168605 | 1937  | 4011600 | 4128323 |             |
| 1978 | 16503      | 19322    | 2257        | 564    | 43235  | 81881  | 767620         | 2526703 | 0     | 3294323   | 313509         | 145791 | 668   | 3754291 | 3836172 |             |
| 1979 | 10150      | 6593     | 2997        | 270    | 34839  | 54849  | 2546059        | 2832037 | 0     | 5378096   | 680808         | 120937 | 14    | 6179855 | 6234704 |             |
| 1980 | 11364      | 3077     | 2540        | 0      | 43677  | 60658  | 2059240        | 1538837 | 0     | 3598077   | 390743         | 333179 | 0     | 4321999 | 4382657 |             |
| 1981 | 6047       | 553      | 289         | 18379  | 19514  | 44782  | 1521424        | 1746315 | 0     | 3267739   | 368089         | 88659  | 0     | 3724487 | 3769269 |             |
| 1982 | 1541       | 8510     | 661         | 1335   | 86     | 12133  | 1757008        | 2113852 | 0     | 3870860   | 689000         | 270376 | 74    | 4830310 | 4842443 |             |
| 1983 | 1696       | 13692    | 241         | 3484   | 761    | 19874  | 3204889        | 3614158 | 0     | 6819047   | 796690         | 199940 | 109   | 7815786 | 7835660 |             |
| 1984 | 608        | 15886    | 749         | 19375  | 30293  | 66911  | 2851107        | 2890693 | 150   | 5741950   | 927467         | 448637 | 6860  | 7124914 | 7191825 |             |
| 1985 | 8092       | 28824    | 5786        | 117938 | 158457 | 319097 | 2194857        | 2678970 | 2707  | 4876534   | 989229         | 123350 | 7266  | 5996379 | 6315476 |             |
| 1986 | 8775       | 28671    | 1556        | 50064  | 8256   | 97322  | 2552763        | 3765573 | 0     | 6318336   | 1196418        | 383152 | 51067 | 7948973 | 8046295 |             |
| 1987 | 27656      | 21398    | 616         | 36290  | 2883   | 88843  | 3877350        | 3182016 | 4051  | 7063417   | 1124372        | 189078 | 9451  | 8386318 | 8475161 |             |
| 1988 | 2249       | 2916     | 421         | 0      | 172    | 5758   | 2452358        | 1861817 | 0     | 4314175   | 950034         | 521057 | 23388 | 5808654 | 5814412 |             |
| 1989 | 1049       | 6996     | 1483        | 17     | 4176   | 13721  | 3161848        | 1181237 | 0     | 4343085   | 2014910        | 915262 | 20393 | 7293650 | 7307371 |             |
| 1990 | 440        | 3795     | 1454        | 180    | 14721  | 20590  | 2866632        | 3328699 | 0     | 6195332   | 1841591        | 73243  | 8565  | 8118731 | 8139321 |             |

Table B.5. (Cont'd)

| Year | Finfish    |          |             |        |       | Shellfish |                |         |       |           | Grand Total |                |       |         |         |
|------|------------|----------|-------------|--------|-------|-----------|----------------|---------|-------|-----------|-------------|----------------|-------|---------|---------|
|      | Black drum | Flounder | Sheeps-head | Mullet | Other | Total     | Shrimp         |         |       | Blue Crab |             | Eastern Oyster | Other | Total   |         |
|      |            |          |             |        |       |           | Brown and Pink | White   | Other |           |             |                |       |         |         |
| 1991 | 536        | 33023    | 503         | 28     | 949   | 35039     | 3777939        | 1508268 | 0     | 5286207   | 976369      | 25388          | 0     | 6288164 | 6323203 |
| 1992 | 57         | 2614     | 0           | 611    | 4114  | 7396      | 2186134        | 2595228 | 9569  | 4790930   | 940304      | 55864          | 966   | 5788064 | 5795460 |
| 1993 | 1489       | 25288    | 14          | 135    | 10270 | 37196     | 2602343        | 2044897 | 0     | 4647240   | 1276340     | 59836          | 679   | 5984095 | 6021291 |
| 1994 | 0          | 16209    | 0           | 1726   | 13722 | 31657     | 3781856        | 2318870 | 0     | 6100726   | 870602      | 30326          | 1182  | 7002836 | 7034493 |
| 1995 | 413        | 10842    | 121         | 5807   | 16720 | 33903     | 2781808        | 1604512 | 75    | 4386395   | 656550      | 167497         | 1856  | 5212298 | 5246201 |
| 1996 | 5571       | 9517     | 197         | 2219   | 12017 | 29521     | 1809519        | 2459731 | 0     | 4269250   | 787189      | 238774         | 1967  | 5297180 | 5326701 |
| 1997 | 1211       | 4181     | 22          | 2147   | 6752  | 14313     | 2379896        | 2566142 | 24047 | 4970085   | 963061      | 317332         | 1005  | 6251483 | 6265796 |

Table B.6. Ex-vessel value (\$) of each species landed commercially from the Matagorda Bay system, 1972-1997.

| Year | Finfish    |          |             |        |       | Shellfish |                |         |       |           | Grand Total |                |       |          |          |
|------|------------|----------|-------------|--------|-------|-----------|----------------|---------|-------|-----------|-------------|----------------|-------|----------|----------|
|      | Black drum | Flounder | Sheeps-head | Mullet | Other | Total     | Shrimp         |         |       | Blue Crab |             | Eastern Oyster | Other | Total    |          |
|      |            |          |             |        |       |           | Brown and Pink | White   | Other |           |             |                |       |          |          |
| 1972 | 4715       | 6854     | 1473        | 119    | 35409 | 48571     | 41037          | 860733  | 0     | 901770    | 47733       | 101231         | 34    | 1050768  | 1099339  |
| 1973 | 3874       | 11593    | 786         | 416    | 43592 | 60261     | 495417         | 2306053 | 0     | 2801469   | 34216       | 53302          | 119   | 2889106  | 2949367  |
| 1974 | 1452       | 8267     | 607         | 118    | 48015 | 58459     | 118828         | 1162644 | 0     | 1281472   | 82169       | 145995         | 149   | 1509785  | 1568244  |
| 1975 | 2407       | 13613    | 1134        | 211    | 49698 | 67063     | 264777         | 792322  | 0     | 1057099   | 57379       | 277953         | 79    | 1392509  | 1459572  |
| 1976 | 1768       | 13418    | 902         | 539    | 26541 | 43167     | 328738         | 1105080 | 0     | 1433817   | 34579       | 197315         | 72    | 1665783  | 1708950  |
| 1977 | 4768       | 12465    | 1237        | 342    | 40176 | 58988     | 353186         | 2488876 | 0     | 2842062   | 52248       | 188223         | 656   | 3083189  | 3142177  |
| 1978 | 5159       | 13986    | 643         | 137    | 27698 | 47623     | 301007         | 3269863 | 0     | 3570870   | 81465       | 182319         | 248   | 3834901  | 3882524  |
| 1979 | 4019       | 5925     | 581         | 33     | 28228 | 38786     | 2190101        | 3920485 | 0     | 6110587   | 180568      | 146205         | 5     | 6437364  | 6476150  |
| 1980 | 5605       | 3212     | 541         | 0      | 41372 | 50729     | 1663154        | 2622549 | 0     | 4285703   | 105058      | 495533         | 0     | 4886294  | 4937024  |
| 1981 | 3319       | 683      | 55          | 938    | 19951 | 24946     | 955878         | 2233389 | 0     | 3189267   | 95838       | 130347         | 0     | 3415451  | 3440397  |
| 1982 | 1213       | 9457     | 432         | 281    | 55    | 11439     | 1471574        | 4017104 | 0     | 5488678   | 209955      | 389589         | 20    | 6088242  | 6099681  |
| 1983 | 1312       | 15704    | 144         | 623    | 360   | 18163     | 3973045        | 5708136 | 0     | 9681181   | 245017      | 264756         | 55    | 10191009 | 10209152 |
| 1984 | 409        | 20303    | 297         | 1760   | 2939  | 25708     | 1933896        | 3852313 | 260   | 5786468   | 302471      | 732035         | 2493  | 6823468  | 6849176  |
| 1985 | 3789       | 33438    | 1865        | 10126  | 9850  | 59067     | 1389730        | 4015136 | 677   | 5405543   | 338767      | 198719         | 3879  | 5946907  | 6005975  |
| 1986 | 6625       | 34204    | 674         | 4831   | 819   | 47153     | 2432683        | 6228562 | 0     | 8661245   | 371888      | 597832         | 21962 | 9652927  | 9700080  |
| 1987 | 6792       | 20653    | 258         | 3340   | 666   | 31709     | 3540484        | 4203314 | 2683  | 7746481   | 366003      | 368771         | 2750  | 8484004  | 8515713  |
| 1988 | 1722       | 3589     | 207         | 0      | 130   | 5648      | 2165625        | 3021325 | 0     | 5186950   | 361712      | 1023267        | 10109 | 6582038  | 6587687  |
| 1989 | 465        | 7690     | 482         | 4      | 1668  | 10309     | 2662661        | 1803733 | 0     | 4466394   | 951304      | 1766740        | 10341 | 7194778  | 7205087  |
| 1990 | 282        | 4521     | 497         | 90     | 6479  | 11870     | 2146634        | 6535605 | 0     | 8682239   | 844342      | 179638         | 4993  | 9711213  | 9723082  |

Table B.6. (Cont'd)

| Year | Finfish    |          |             |        |       | Shellfish      |         |         |       |           | Grand Total |                |       |          |          |
|------|------------|----------|-------------|--------|-------|----------------|---------|---------|-------|-----------|-------------|----------------|-------|----------|----------|
|      | Black drum | Flounder | Sheeps-head | Mullet | Other | Shrimp         |         |         |       |           |             |                |       |          |          |
|      |            |          |             |        |       | Brown and Pink | White   | Other   | Total | Blue Crab |             | Eastern Oyster | Other | Total    |          |
| 1991 | 336        | 32046    | 171         | 13     | 632   | 33198          | 3149599 | 3086205 | 0     | 6235804   | 467040      | 46505          | 0     | 6749349  | 6782547  |
| 1992 | 50         | 3786     | 0           | 1060   | 3257  | 8153           | 1838316 | 4467760 | 2424  | 6308500   | 462831      | 91097          | 542   | 6862970  | 6871123  |
| 1993 | 939        | 31071    | 6           | 68     | 11502 | 43585          | 2338524 | 2886136 | 0     | 5224660   | 709967      | 84274          | 586   | 6019487  | 6063072  |
| 1994 | 0          | 21880    | 0           | 1178   | 17468 | 40527          | 4662377 | 5346984 | 0     | 10009361  | 598927      | 45981          | 998   | 10655267 | 10695793 |
| 1995 | 365        | 16405    | 61          | 3143   | 28429 | 48403          | 2783151 | 2753588 | 35    | 5536774   | 476888      | 231855         | 1766  | 6247283  | 6295686  |
| 1996 | 5296       | 15855    | 108         | 2582   | 25574 | 49414          | 1740481 | 4530757 | 0     | 6271238   | 576688      | 503022         | 2021  | 7352969  | 7402383  |
| 1997 | 989        | 3942     | 6           | 2595   | 27680 | 35213          | 3597666 | 5327845 | 10707 | 8936218   | 710745      | 709364         | 1047  | 10357373 | 10392586 |



Table B.7. Weight (lb) of each species landed commercially from the East Matagorda Bay system, 1972-1997.

| Year | Finfish    |          |             |        |       |       |                |       |       |           | Shellfish      |       |       |        |         | Grand Total |
|------|------------|----------|-------------|--------|-------|-------|----------------|-------|-------|-----------|----------------|-------|-------|--------|---------|-------------|
|      | Black drum | Flounder | Sheeps-head | Mullet | Other | Total | Shrimp         |       |       | Blue Crab | Eastern Oyster | Other | Total |        |         |             |
|      |            |          |             |        |       |       | Brown and Pink | White | Other |           |                |       |       |        |         |             |
| 1972 | 13742      | 1759     | 2271        | 2206   | 77939 | 97917 | 0              | 9061  | 0     | 9061      | 413400         | 49018 | 0     | 471479 | 569396  |             |
| 1973 | 12464      | 1661     | 4428        | 0      | 81013 | 99566 | 0              | 66326 | 0     | 66326     | 828257         | 11637 | 0     | 906220 | 1005786 |             |
| 1974 | 4436       | 1439     | 1420        | 0      | 41565 | 48860 | 0              | 0     | 0     | 0         | 358177         | 14227 | 0     | 372404 | 421264  |             |
| 1975 | 5726       | 9989     | 2743        | 0      | 46957 | 65415 | 0              | 0     | 0     | 0         | 540268         | 8418  | 0     | 548686 | 614101  |             |
| 1976 | 7602       | 6113     | 3621        | 1000   | 76673 | 95009 | 0              | 0     | 0     | 0         | 451237         | 2751  | 0     | 453988 | 548997  |             |
| 1977 | 9339       | 3497     | 2938        | 0      | 55046 | 70820 | 0              | 0     | 0     | 0         | 309699         | 1317  | 0     | 311016 | 381836  |             |
| 1978 | 9593       | 3103     | 1964        | 0      | 35008 | 49668 | 0              | 0     | 0     | 0         | 267668         | 578   | 0     | 268246 | 317914  |             |
| 1979 | 7531       | 791      | 1202        | 0      | 21698 | 31222 | 0              | 0     | 0     | 0         | 196073         | 26040 | 0     | 222113 | 253335  |             |
| 1980 | 4248       | 390      | 487         | 1      | 38138 | 43264 | 0              | 0     | 0     | 0         | 468952         | 2722  | 0     | 471674 | 514938  |             |
| 1981 | 1387       | 301      | 50          | 0      | 10239 | 11977 | 0              | 0     | 0     | 0         | 83497          | 27504 | 0     | 111001 | 122978  |             |
| 1982 | 1975       | 11758    | 1540        | 0      | 2860  | 18133 | 0              | 0     | 0     | 0         | 630153         | 0     | 0     | 630153 | 648286  |             |
| 1983 | 453        | 6849     | 264         | 0      | 326   | 7892  | 0              | 0     | 0     | 0         | 637942         | 17569 | 0     | 655511 | 663403  |             |
| 1984 | 199        | 2968     | 221         | 0      | 254   | 3642  | 0              | 0     | 0     | 0         | 317525         | 58317 | 2114  | 377956 | 381598  |             |
| 1985 | 0          | 44       | 0           | 0      | 0     | 44    | 0              | 0     | 0     | 0         | 157482         | 2468  | 0     | 159950 | 159994  |             |
| 1986 | 0          | 0        | 0           | 0      | 0     | 0     | 0              | 0     | 0     | 0         | 3000           | 0     | 0     | 3000   | 3000    |             |
| 1987 | 3011       | 2672     | 217         | 0      | 180   | 6080  | 0              | 0     | 0     | 0         | 175            | 1383  | 0     | 1558   | 7638    |             |
| 1988 | 742        | 778      | 197         | 0      | 511   | 2228  | 0              | 0     | 0     | 0         | 209583         | 893   | 235   | 210711 | 212939  |             |
| 1989 | 0          | 4116     | 0           | 51     | 1995  | 6162  | 0              | 0     | 0     | 0         | 246866         | 928   | 527   | 248321 | 254483  |             |
| 1990 | 0          | 365      | 0           | 0      | 0     | 365   | 0              | 1287  | 0     | 1287      | 15186          | 13143 | 0     | 29616  | 29981   |             |

Table B.7. (Cont'd)

| Year | Finfish    |          |             |        |       | Shellfish |                |       |       |           | Grand Total |                |       |        |        |
|------|------------|----------|-------------|--------|-------|-----------|----------------|-------|-------|-----------|-------------|----------------|-------|--------|--------|
|      | Black drum | Flounder | Sheeps-head | Mullet | Other | Total     | Shrimp         |       |       | Blue Crab |             | Eastern Oyster | Other | Total  |        |
|      |            |          |             |        |       |           | Brown and Pink | White | Other |           |             |                |       |        |        |
| 1991 | 0          | 415      | 2           | 0      | 0     | 417       | 0              | 0     | 0     | 0         | 302550      | 228            | 0     | 302778 | 303195 |
| 1992 | 0          | 261      | 2           | 370    | 223   | 856       | 0              | 0     | 0     | 0         | 133597      | 0              | 17273 | 150870 | 151726 |
| 1993 | 0          | 0        | 0           | 741    | 297   | 1038      | 0              | 0     | 0     | 0         | 35133       | 0              | 68    | 35201  | 36239  |
| 1994 | 0          | 285      | 0           | 3659   | 784   | 4728      | 0              | 0     | 0     | 0         | 32994       | 0              | 175   | 33169  | 37897  |
| 1995 | 0          | 282      | 0           | 2107   | 880   | 3269      | 697            | 0     | 0     | 697       | 428591      | 0              | 5376  | 434664 | 437933 |
| 1996 | 0          | 54       | 0           | 2315   | 118   | 2487      | 0              | 0     | 0     | 0         | 502418      | 3711           | 4096  | 510225 | 512712 |
| 1997 | 0          | 93       | 0           | 1100   | 1539  | 2732      | 0              | 0     | 0     | 0         | 366         | 71698          | 0     | 72064  | 74796  |

Table B.8. Ex-vessel value (\$) of each species landed commercially from the East Matagorda Bay system, 1972-1997.

| Year | Finfish    |          |             |        |       |       |                |       |       |           | Shellfish      |       |       |        |        | Grand Total |
|------|------------|----------|-------------|--------|-------|-------|----------------|-------|-------|-----------|----------------|-------|-------|--------|--------|-------------|
|      | Black drum | Flounder | Sheeps-head | Mullet | Other | Total | Shrimp         |       |       | Blue Crab | Eastern Oyster | Other | Total |        |        |             |
|      |            |          |             |        |       |       | Brown and Pink | White | Other |           |                |       |       |        |        |             |
| 1972 | 1790       | 561      | 288         | 66     | 21377 | 24082 | 0              | 6161  | 0     | 6161      | 42199          | 31473 | 0     | 79833  | 103916 |             |
| 1973 | 1904       | 679      | 658         | 0      | 29639 | 32880 | 0              | 50950 | 0     | 50950     | 100831         | 8183  | 0     | 159963 | 192843 |             |
| 1974 | 649        | 521      | 195         | 0      | 14201 | 15565 | 0              | 0     | 0     | 0         | 49863          | 11820 | 0     | 61683  | 77249  |             |
| 1975 | 1068       | 4422     | 524         | 0      | 19198 | 25213 | 0              | 0     | 0     | 0         | 87211          | 6540  | 0     | 93751  | 118964 |             |
| 1976 | 1588       | 3016     | 724         | 100    | 27081 | 32510 | 0              | 0     | 0     | 0         | 78574          | 2163  | 0     | 80737  | 113247 |             |
| 1977 | 2557       | 2112     | 706         | 0      | 25576 | 30950 | 0              | 0     | 0     | 0         | 75881          | 1224  | 0     | 77105  | 108055 |             |
| 1978 | 2758       | 2275     | 551         | 0      | 22529 | 28112 | 0              | 0     | 0     | 0         | 66481          | 792   | 0     | 67273  | 95385  |             |
| 1979 | 2653       | 612      | 486         | 0      | 18125 | 21876 | 0              | 0     | 0     | 0         | 48079          | 38020 | 0     | 86099  | 107974 |             |
| 1980 | 1768       | 390      | 207         | 0      | 35543 | 37909 | 0              | 0     | 0     | 0         | 123062         | 3861  | 0     | 126923 | 164832 |             |
| 1981 | 905        | 342      | 34          | 0      | 10432 | 11713 | 0              | 0     | 0     | 0         | 23578          | 43804 | 0     | 67381  | 79094  |             |
| 1982 | 1455       | 10813    | 1087        | 0      | 2478  | 15833 | 0              | 0     | 0     | 0         | 189697         | 0     | 0     | 189697 | 205530 |             |
| 1983 | 316        | 8384     | 117         | 0      | 285   | 9102  | 0              | 0     | 0     | 0         | 157133         | 26985 | 0     | 184118 | 193220 |             |
| 1984 | 142        | 3189     | 99          | 0      | 121   | 3552  | 0              | 0     | 0     | 0         | 73935          | 96488 | 519   | 170941 | 174492 |             |
| 1985 | 0          | 54       | 0           | 0      | 0     | 54    | 0              | 0     | 0     | 0         | 37847          | 4221  | 0     | 42068  | 42122  |             |
| 1986 | 0          | 0        | 0           | 0      | 0     | 0     | 0              | 0     | 0     | 0         | 900            | 0     | 0     | 900    | 900    |             |
| 1987 | 2559       | 4031     | 54          | 0      | 27    | 6671  | 0              | 0     | 0     | 0         | 69             | 2294  | 0     | 2363   | 9035   |             |
| 1988 | 651        | 1362     | 99          | 0      | 165   | 2276  | 0              | 0     | 0     | 0         | 85108          | 1836  | 81    | 87025  | 89300  |             |
| 1989 | 0          | 5364     | 0           | 20     | 759   | 6143  | 0              | 0     | 0     | 0         | 113861         | 1696  | 159   | 115716 | 121859 |             |
| 1990 | 0          | 599      | 0           | 0      | 0     | 599   | 0              | 2693  | 0     | 2693      | 3797           | 35727 | 0     | 42217  | 42815  |             |

Table B.8. (Cont'd)

| Year | Finfish    |          |             |        |       | Shellfish |                |       |       |           | Grand Total |                |       |        |        |
|------|------------|----------|-------------|--------|-------|-----------|----------------|-------|-------|-----------|-------------|----------------|-------|--------|--------|
|      | Black drum | Flounder | Sheeps-head | Mullet | Other | Total     | Shrimp         |       |       | Blue Crab |             | Eastern Oyster | Other | Total  |        |
|      |            |          |             |        |       |           | Brown and Pink | White | Other |           |             |                |       |        |        |
| 1991 | 0          | 716      | 1           | 0      | 0     | 717       | 0              | 0     | 0     | 0         | 130669      | 468            | 0     | 131137 | 131854 |
| 1992 | 0          | 442      | 1           | 312    | 167   | 922       | 0              | 0     | 0     | 0         | 58459       | 0              | 9325  | 67784  | 68706  |
| 1993 | 0          | 0        | 0           | 2310   | 640   | 2949      | 0              | 0     | 0     | 0         | 24593       | 0              | 42    | 24635  | 27584  |
| 1994 | 0          | 362      | 0           | 3601   | 563   | 4526      | 0              | 0     | 0     | 0         | 16497       | 0              | 88    | 16585  | 21110  |
| 1995 | 0          | 423      | 0           | 3294   | 1277  | 4994      | 1821           | 0     | 0     | 1821      | 305322      | 0              | 3977  | 311120 | 316114 |
| 1996 | 0          | 60       | 0           | 2959   | 310   | 3330      | 0              | 0     | 0     | 0         | 382662      | 6825           | 3187  | 392674 | 396004 |
| 1997 | 0          | 95       | 0           | 2342   | 940   | 3377      | 0              | 0     | 0     | 0         | 183         | 147936         | 0     | 148119 | 151496 |

Table B.9. Weight (lb) of each species landed commercially from the San Antonio Bay system, 1972-1997.

| Year | Finfish    |          |             |        |        |        |                |         |       |           | Shellfish      |         |       |         |         | Grand Total |
|------|------------|----------|-------------|--------|--------|--------|----------------|---------|-------|-----------|----------------|---------|-------|---------|---------|-------------|
|      | Black drum | Flounder | Sheeps-head | Mullet | Other  | Total  | Shrimp         |         |       | Blue Crab | Eastern Oyster | Other   | Total |         |         |             |
|      |            |          |             |        |        |        | Brown and Pink | White   | Other |           |                |         |       |         |         |             |
| 1972 | 27996      | 6646     | 13393       | 1800   | 111905 | 161740 | 88319          | 886270  | 0     | 974589    | 995493         | 397557  | 100   | 2367739 | 2529479 |             |
| 1973 | 52770      | 6258     | 15228       | 4600   | 179415 | 258271 | 323043         | 840655  | 0     | 1163698   | 859003         | 134534  | 0     | 2157235 | 2415506 |             |
| 1974 | 109699     | 27662    | 8974        | 0      | 275657 | 421992 | 67137          | 634634  | 0     | 701771    | 1124349        | 196622  | 0     | 2022742 | 2444734 |             |
| 1975 | 92071      | 19144    | 27739       | 9900   | 313991 | 462845 | 369527         | 774267  | 0     | 1143794   | 1539148        | 123955  | 0     | 2806897 | 3269742 |             |
| 1976 | 55800      | 23936    | 20539       | 0      | 280925 | 381200 | 259532         | 696027  | 0     | 955559    | 2140387        | 279221  | 0     | 3375167 | 3756367 |             |
| 1977 | 39889      | 15012    | 6523        | 188    | 140395 | 202007 | 231089         | 1428055 | 0     | 1659144   | 2181587        | 438391  | 50    | 4279172 | 4481179 |             |
| 1978 | 31040      | 11857    | 11544       | 574    | 88735  | 143750 | 685755         | 630176  | 0     | 1315931   | 1925483        | 560780  | 0     | 3802194 | 3945944 |             |
| 1979 | 8679       | 5083     | 5903        | 0      | 64837  | 84502  | 738899         | 952150  | 0     | 1691049   | 2681111        | 600745  | 0     | 4972905 | 5057407 |             |
| 1980 | 17636      | 10073    | 4851        | 0      | 143385 | 175945 | 1173386        | 559288  | 0     | 1732674   | 3011967        | 361303  | 0     | 5105944 | 5281889 |             |
| 1981 | 9887       | 11426    | 2939        | 30381  | 67049  | 121682 | 736031         | 587894  | 0     | 1323925   | 3211057        | 142641  | 0     | 4677623 | 4799305 |             |
| 1982 | 352        | 9226     | 388         | 0      | 0      | 9966   | 809548         | 450250  | 0     | 1259798   | 2310435        | 53925   | 0     | 3624158 | 3634124 |             |
| 1983 | 6694       | 6070     | 3177        | 215    | 641    | 16797  | 1094207        | 385703  | 0     | 1479910   | 2546789        | 635624  | 70    | 4662393 | 4679190 |             |
| 1984 | 7489       | 8437     | 7358        | 2848   | 8742   | 34874  | 1113827        | 745136  | 0     | 1858963   | 1423640        | 1937344 | 4287  | 5224234 | 5259108 |             |
| 1985 | 7934       | 14298    | 9576        | 615    | 3757   | 36180  | 1205250        | 680398  | 0     | 1885648   | 2987746        | 1500343 | 47290 | 6421027 | 6457207 |             |
| 1986 | 11940      | 10678    | 8456        | 283    | 2456   | 33813  | 1519625        | 809840  | 0     | 2329465   | 1715997        | 1627795 | 34634 | 5707891 | 5741704 |             |
| 1987 | 16273      | 25384    | 3995        | 109407 | 1547   | 156606 | 1830240        | 940009  | 0     | 2770249   | 4775613        | 93137   | 3479  | 7642478 | 7799084 |             |
| 1988 | 4396       | 31195    | 2093        | 0      | 2705   | 40389  | 1989771        | 616310  | 0     | 2606081   | 2741866        | 8927    | 154   | 5357028 | 5397417 |             |
| 1989 | 427        | 17894    | 1976        | 0      | 263    | 20560  | 1910911        | 328901  | 0     | 2239811   | 1476655        | 139844  | 2348  | 3858658 | 3879218 |             |
| 1990 | 34         | 14143    | 1988        | 0      | 27434  | 43599  | 1705301        | 1039699 | 0     | 2744999   | 2600358        | 591155  | 51980 | 5988492 | 6032091 |             |

Table B.9. (Cont'd)

| Year | Finfish    |          |             |        |       | Shellfish |                |         |       |         | Grand Total |           |                |         |         |
|------|------------|----------|-------------|--------|-------|-----------|----------------|---------|-------|---------|-------------|-----------|----------------|---------|---------|
|      | Black drum | Flounder | Sheeps-head | Mullet | Other | Shrimp    |                |         |       |         |             |           |                |         |         |
|      |            |          |             |        |       | Total     | Brown and Pink | White   | Other | Total   |             | Blue Crab | Eastern Oyster | Other   | Total   |
| 1991 | 0          | 15473    | 838         | 0      | 1104  | 17415     | 1636457        | 1294071 | 0     | 2930528 | 1621734     | 625687    | 281133         | 5459082 | 5476497 |
| 1992 | 624        | 25719    | 416         | 13     | 2906  | 29678     | 454780         | 1204175 | 0     | 1658955 | 1913965     | 65067     | 15290          | 3653277 | 3682955 |
| 1993 | 597        | 18028    | 232         | 66     | 328   | 19251     | 1444107        | 536903  | 0     | 1981010 | 1730271     | 0         | 343            | 3711624 | 3730875 |
| 1994 | 62810      | 19568    | 2642        | 276    | 428   | 85724     | 1305419        | 504305  | 0     | 1809724 | 1097961     | 290779    | 1000           | 3199464 | 3285188 |
| 1995 | 78948      | 52490    | 4991        | 571    | 11108 | 148108    | 1340531        | 228715  | 0     | 1569246 | 1318442     | 311081    | 32677          | 3231446 | 3379554 |
| 1996 | 106114     | 21135    | 8093        | 605    | 25723 | 161670    | 1094352        | 179964  | 0     | 1274317 | 851501      | 421333    | 103863         | 2651014 | 2812684 |
| 1997 | 438958     | 18863    | 11703       | 387    | 3817  | 473728    | 1587324        | 724652  | 0     | 2311976 | 801114      | 344142    | 37552          | 3494784 | 3968512 |

Table B.10. Ex-vessel value (\$) of each species landed commercially from the San Antonio Bay system, 1972-1997.

| Year | Finfish    |          |             |        |        |        |                |         |       |           | Shellfish      |         |       |         |         | Grand Total |
|------|------------|----------|-------------|--------|--------|--------|----------------|---------|-------|-----------|----------------|---------|-------|---------|---------|-------------|
|      | Black drum | Flounder | Sheeps-head | Mullet | Other  | Total  | Shrimp         |         |       | Blue Crab | Eastern Oyster | Other   | Total |         |         |             |
|      |            |          |             |        |        |        | Brown and Pink | White   | Other |           |                |         |       |         |         |             |
| 1972 | 3066       | 2035     | 1443        | 72     | 31830  | 38445  | 15164          | 544878  | 0     | 560042    | 99539          | 218550  | 15    | 878146  | 916590  |             |
| 1973 | 6907       | 2258     | 2107        | 270    | 58503  | 70046  | 134617         | 608203  | 0     | 742820    | 106190         | 153089  | 0     | 1002099 | 1072145 |             |
| 1974 | 15720      | 11190    | 1110        | 0      | 95969  | 123989 | 16350          | 408548  | 0     | 424898    | 152447         | 189627  | 0     | 766972  | 890961  |             |
| 1975 | 16363      | 8609     | 2532        | 785    | 122533 | 150822 | 123122         | 495501  | 0     | 618623    | 243632         | 127131  | 0     | 989385  | 1140207 |             |
| 1976 | 13058      | 12319    | 3332        | 0      | 130172 | 158881 | 93638          | 526871  | 0     | 620509    | 389108         | 267512  | 0     | 1277128 | 1436009 |             |
| 1977 | 9625       | 8966     | 757         | 38     | 73260  | 92646  | 74220          | 975470  | 0     | 1049689   | 506153         | 428621  | 8     | 1984471 | 2077116 |             |
| 1978 | 9020       | 9332     | 1595        | 82     | 63089  | 83119  | 221690         | 613293  | 0     | 834983    | 504865         | 661879  | 0     | 2001727 | 2084846 |             |
| 1979 | 3229       | 4831     | 1135        | 0      | 57783  | 66977  | 570771         | 1149736 | 0     | 1720507   | 723938         | 686703  | 0     | 3131148 | 3198125 |             |
| 1980 | 8362       | 9856     | 1031        | 0      | 133634 | 152884 | 1028620        | 775524  | 0     | 1804144   | 802171         | 503256  | 0     | 3109570 | 3262454 |             |
| 1981 | 5445       | 13066    | 736         | 1519   | 69713  | 90479  | 461439         | 537989  | 0     | 999428    | 797728         | 194684  | 0     | 1991840 | 2082319 |             |
| 1982 | 194        | 10192    | 66          | 0      | 0      | 10451  | 663891         | 687224  | 0     | 1351116   | 653508         | 63737   | 0     | 2068361 | 2078812 |             |
| 1983 | 4300       | 7521     | 679         | 65     | 212    | 12775  | 1307198        | 638400  | 0     | 1945597   | 1021105        | 908939  | 35    | 3875676 | 3888452 |             |
| 1984 | 5754       | 11046    | 2465        | 885    | 2138   | 22289  | 881545         | 1017071 | 0     | 1898616   | 376916         | 2917682 | 1815  | 5195029 | 5217318 |             |
| 1985 | 3796       | 17855    | 3358        | 282    | 1572   | 26863  | 619044         | 843141  | 0     | 1462185   | 957812         | 2239732 | 37152 | 4696881 | 4723744 |             |
| 1986 | 7278       | 11267    | 2555        | 140    | 900    | 22139  | 1333413        | 1243937 | 0     | 2577351   | 570355         | 2774003 | 20148 | 5941856 | 5963996 |             |
| 1987 | 10576      | 32179    | 1380        | 9861   | 467    | 54462  | 1670279        | 1294548 | 0     | 2964828   | 1773203        | 186660  | 396   | 4925086 | 4979548 |             |
| 1988 | 3729       | 40196    | 716         | 0      | 1362   | 46003  | 1698376        | 959666  | 0     | 2658042   | 1058821        | 22308   | 55    | 3737226 | 3783229 |             |
| 1989 | 328        | 24269    | 779         | 0      | 101    | 25477  | 1676827        | 487974  | 0     | 2164801   | 558162         | 355034  | 968   | 3078965 | 3104442 |             |
| 1990 | 15         | 23525    | 898         | 0      | 18947  | 43385  | 1643308        | 1937089 | 0     | 3580397   | 906786         | 1410148 | 34058 | 5931388 | 5974773 |             |

Table B.10. (Cont'd)

| Year | Finfish    |          |             |        |       | Shellfish |                |         |       |         | Grand Total |         |       |         |         |
|------|------------|----------|-------------|--------|-------|-----------|----------------|---------|-------|---------|-------------|---------|-------|---------|---------|
|      | Black drum | Flounder | Sheeps-head | Mullet | Other | Total     | Shrimp         |         |       | Total   |             |         |       |         |         |
|      |            |          |             |        |       |           | Brown and Pink | White   | Other |         |             |         |       |         |         |
| 1991 | 0          | 24886    | 369         | 0      | 868   | 26123     | 1585941        | 1973721 | 0     | 3559662 | 567607      | 1195012 | 162E3 | 5484340 | 5510464 |
| 1992 | 414        | 39792    | 174         | 13     | 1308  | 41701     | 437636         | 1856224 | 0     | 2293860 | 750685      | 111540  | 8736  | 3164821 | 3206522 |
| 1993 | 263        | 25247    | 103         | 75     | 549   | 26235     | 1260980        | 716504  | 0     | 1977484 | 614652      | 0       | 174   | 2592310 | 2618545 |
| 1994 | 50412      | 30893    | 1261        | 325    | 734   | 83625     | 1514872        | 1095918 | 0     | 2610790 | 606428      | 468555  | 794   | 3686567 | 3770192 |
| 1995 | 69580      | 95351    | 2520        | 712    | 12773 | 180937    | 1338053        | 326179  | 0     | 1664232 | 928081      | 459653  | 25538 | 3077503 | 3258440 |
| 1996 | 84013      | 38418    | 2861        | 767    | 20973 | 147032    | 873252         | 309632  | 0     | 1182884 | 553211      | 689649  | 81845 | 2507589 | 2654621 |
| 1997 | 468697     | 33946    | 4168        | 419    | 8531  | 515760    | 1567014        | 1458346 | 0     | 3025360 | 414478      | 652613  | 30236 | 4122688 | 4638448 |



Table B.11. Weight (lb) of each species landed commercially from the Aransas Bay system, 1972-1997.

| Year | Finfish    |          |             |        |        |         |                |         |       |           | Shellfish      |        |        |         |         | Grand Total |
|------|------------|----------|-------------|--------|--------|---------|----------------|---------|-------|-----------|----------------|--------|--------|---------|---------|-------------|
|      | Black drum | Flounder | Sheeps-head | Mullet | Other  | Total   | Shrimp         |         |       | Blue Crab | Eastern Oyster | Other  | Total  |         |         |             |
|      |            |          |             |        |        |         | Brown and Pink | White   | Other |           |                |        |        |         |         |             |
| 1972 | 91561      | 36867    | 18462       | 8074   | 528730 | 683694  | 137494         | 1261494 | 0     | 1398988   | 1338870        | 60553  | 0      | 2798411 | 3482105 |             |
| 1973 | 128985     | 19607    | 44186       | 8665   | 517209 | 718652  | 872186         | 997602  | 0     | 1869788   | 1272791        | 9940   | 0      | 3152519 | 3871171 |             |
| 1974 | 118308     | 43524    | 52350       | 3500   | 471798 | 689480  | 210910         | 448238  | 0     | 659148    | 1079323        | 9888   | 0      | 1748359 | 2437839 |             |
| 1975 | 118035     | 65520    | 27073       | 8795   | 500670 | 720093  | 486664         | 589222  | 0     | 1075886   | 892434         | 12381  | 0      | 1980701 | 2700794 |             |
| 1976 | 173178     | 89454    | 49203       | 342    | 835620 | 1147797 | 732643         | 576593  | 0     | 1309236   | 1318761        | 24158  | 521    | 2652676 | 3800473 |             |
| 1977 | 123441     | 68100    | 37993       | 2048   | 430746 | 662328  | 473954         | 1781140 | 0     | 2255094   | 2244568        | 65573  | 0      | 4565235 | 5227563 |             |
| 1978 | 81282      | 41200    | 33778       | 1870   | 252656 | 410786  | 659810         | 993356  | 0     | 1653166   | 2051177        | 119994 | 0      | 3824337 | 4235123 |             |
| 1979 | 24064      | 42414    | 21264       | 1051   | 185366 | 274159  | 1427626        | 1227415 | 0     | 2655041   | 2436264        | 96013  | 0      | 5187318 | 5461477 |             |
| 1980 | 36919      | 58005    | 11954       | 14951  | 251814 | 373643  | 1010885        | 824648  | 0     | 1835533   | 2716056        | 21588  | 0      | 4573177 | 4946820 |             |
| 1981 | 20618      | 46985    | 26932       | 3197   | 81037  | 178769  | 1744416        | 726693  | 0     | 2471109   | 1777297        | 62369  | 0      | 4310775 | 4489544 |             |
| 1982 | 36491      | 119852   | 59483       | 8851   | 800    | 225477  | 1916457        | 841457  | 0     | 2757914   | 2150379        | 51509  | 125    | 4959927 | 5185404 |             |
| 1983 | 51850      | 67796    | 27397       | 13606  | 4561   | 165210  | 3122304        | 792925  | 0     | 3915229   | 2508983        | 117119 | 105    | 6541436 | 6706646 |             |
| 1984 | 16790      | 75233    | 5510        | 0      | 102    | 97635   | 2789635        | 1747920 | 0     | 4537555   | 2129660        | 359952 | 2400   | 7029567 | 7127202 |             |
| 1985 | 15656      | 44605    | 11265       | 0      | 6300   | 77826   | 2551706        | 806467  | 252   | 3358425   | 2231473        | 216817 | 5080   | 5811795 | 5889621 |             |
| 1986 | 47641      | 90467    | 15980       | 33     | 3640   | 157761  | 2365073        | 1591075 | 0     | 3956148   | 936042         | 97126  | 6938   | 4996254 | 5154015 |             |
| 1987 | 46396      | 70065    | 29887       | 49681  | 2758   | 198787  | 3308913        | 1155994 | 0     | 4464907   | 1683562        | 433189 | 32432  | 6614090 | 6812877 |             |
| 1988 | 37447      | 27885    | 3917        | 1178   | 9230   | 79657   | 2789878        | 1050430 | 0     | 3840308   | 2571851        | 276385 | 175450 | 6863994 | 6943651 |             |
| 1989 | 2094       | 15375    | 165         | 3600   | 64     | 21298   | 1967067        | 215814  | 0     | 2182882   | 405087         | 118617 | 115552 | 2822138 | 2843436 |             |
| 1990 | 26170      | 9738     | 1866        | 6561   | 811    | 45146   | 3558134        | 1917668 | 0     | 5475802   | 766104         | 11237  | 118173 | 6371316 | 6416462 |             |

Table 8.11. (Cont'd)

| Year | Finfish    |          |             |        |       | Shellfish |                |         |       |           |                | Grand Total |       |         |         |
|------|------------|----------|-------------|--------|-------|-----------|----------------|---------|-------|-----------|----------------|-------------|-------|---------|---------|
|      | Black drum | Flounder | Sheeps-head | Mullet | Other | Total     | Shrimp         |         |       | Blue Crab | Eastern Oyster |             | Other | Total   |         |
|      |            |          |             |        |       |           | Brown and Pink | White   | Other |           |                |             |       |         |         |
| 1991 | 23989      | 33976    | 517         | 0      | 345   | 58827     | 4883333        | 2239425 | 0     | 7122758   | 868176         | 0           | 44322 | 8035256 | 8094083 |
| 1992 | 25638      | 40063    | 3954        | 1281   | 2169  | 73105     | 1572490        | 2726912 | 0     | 4299402   | 997576         | 0           | 12858 | 5309836 | 5382941 |
| 1993 | 64894      | 41338    | 8768        | 279    | 119   | 115398    | 2293107        | 1469728 | 0     | 3762835   | 1487417        | 34598       | 11342 | 5296192 | 5411590 |
| 1994 | 119471     | 43015    | 11499       | 167    | 4922  | 179074    | 3415163        | 568965  | 0     | 3984128   | 387132         | 29594       | 19449 | 4420303 | 4599377 |
| 1995 | 243030     | 74557    | 16683       | 354    | 9628  | 344252    | 3017457        | 195796  | 0     | 3213253   | 492426         | 95814       | 62911 | 3864404 | 4208656 |
| 1996 | 148427     | 50313    | 17991       | 397    | 10933 | 228061    | 2269902        | 278722  | 0     | 2548623   | 298143         | 30101       | 51717 | 2928584 | 3156645 |
| 1997 | 174761     | 58826    | 22681       | 3322   | 16927 | 276517    | 3103272        | 3410    | 0     | 3106681   | 337035         | 436678      | 20917 | 3901311 | 4177828 |

Table B.12. Ex-vessel value (\$) of each species landed commercially from the Arkansas Bay system, 1972-1997.

| Year | Finfish    |          |             |        |        |        |                |         |       |           | Shellfish      |        |       |         |         |  | Grand Total |
|------|------------|----------|-------------|--------|--------|--------|----------------|---------|-------|-----------|----------------|--------|-------|---------|---------|--|-------------|
|      | Black drum | Flounder | Sheeps-head | Mullet | Other  | Total  | Shrimp         |         |       | Blue Crab | Eastern Oyster | Other  | Total |         |         |  |             |
|      |            |          |             |        |        |        | Brown and Pink | White   | Other |           |                |        |       |         |         |  |             |
| 1972 | 10704      | 11943    | 1015        | 356    | 165580 | 189598 | 19256          | 1017152 | 0     | 1036407   | 135514         | 40146  | 0     | 1212067 | 1401665 |  |             |
| 1973 | 15072      | 6439     | 2991        | 460    | 157378 | 182340 | 320570         | 711900  | 0     | 1032470   | 147418         | 10323  | 0     | 1190211 | 1372551 |  |             |
| 1974 | 16674      | 13863    | 2731        | 210    | 148390 | 181867 | 54252          | 378785  | 0     | 433037    | 147627         | 11295  | 0     | 591960  | 773827  |  |             |
| 1975 | 22716      | 27131    | 2239        | 734    | 190481 | 243301 | 149122         | 495756  | 0     | 644878    | 148037         | 13743  | 0     | 806657  | 1049958 |  |             |
| 1976 | 44129      | 40852    | 4418        | 68     | 368135 | 457602 | 253140         | 602679  | 0     | 855820    | 223087         | 23957  | 78    | 1102941 | 1560542 |  |             |
| 1977 | 33411      | 40204    | 2653        | 102    | 234466 | 310837 | 159139         | 1395300 | 0     | 1554439   | 505795         | 65103  | 0     | 2125337 | 2436174 |  |             |
| 1978 | 26437      | 33523    | 2938        | 207    | 186311 | 249416 | 221431         | 1135804 | 0     | 1357236   | 567758         | 133734 | 0     | 2058727 | 2308143 |  |             |
| 1979 | 9093       | 34294    | 2718        | 105    | 163954 | 210164 | 1148754        | 1746313 | 0     | 2895067   | 613596         | 108704 | 0     | 3617366 | 3827530 |  |             |
| 1980 | 17792      | 43223    | 1575        | 770    | 252384 | 315743 | 862589         | 1207648 | 0     | 2070237   | 766160         | 22934  | 0     | 2859331 | 3175074 |  |             |
| 1981 | 13021      | 56546    | 6177        | 458    | 93717  | 169920 | 925332         | 876323  | 0     | 1801655   | 554601         | 91655  | 0     | 2447911 | 2617831 |  |             |
| 1982 | 23801      | 111570   | 16554       | 877    | 191    | 152993 | 1422765        | 1496130 | 0     | 2918894   | 615755         | 72485  | 65    | 3607199 | 3760192 |  |             |
| 1983 | 30275      | 64576    | 3875        | 1498   | 2982   | 103205 | 3818816        | 1429216 | 0     | 5248032   | 937183         | 183905 | 61    | 6369182 | 6472387 |  |             |
| 1984 | 10165      | 57928    | 1235        | 0      | 28     | 69355  | 2143509        | 2407353 | 0     | 4550862   | 608700         | 540826 | 4200  | 5704587 | 5773942 |  |             |
| 1985 | 12593      | 45194    | 2170        | 0      | 703    | 60660  | 1428731        | 1234637 | 144   | 2663511   | 743745         | 342305 | 6262  | 3755823 | 3816483 |  |             |
| 1986 | 33192      | 85684    | 3618        | 3      | 830    | 123326 | 2212768        | 2862736 | 0     | 5075503   | 341568         | 158265 | 3489  | 5578825 | 5702151 |  |             |
| 1987 | 34690      | 68358    | 7314        | 4482   | 612    | 115456 | 3713091        | 1784055 | 0     | 5497145   | 604311         | 944903 | 17648 | 7064007 | 7179463 |  |             |
| 1988 | 27511      | 40972    | 1249        | 193    | 15089  | 85014  | 2332005        | 1569031 | 0     | 3901036   | 964075         | 676681 | 89205 | 5630997 | 5716011 |  |             |
| 1989 | 2005       | 25520    | 48          | 2160   | 27     | 29760  | 1591759        | 337398  | 0     | 1929157   | 209121         | 286500 | 87161 | 2511938 | 2541699 |  |             |
| 1990 | 22835      | 18205    | 683         | 1371   | 234    | 43328  | 3137700        | 3595268 | 0     | 6732968   | 277743         | 42085  | 78026 | 7130822 | 7174150 |  |             |

Table 8.12. (Cont'd)

| Year | Finfish    |          |             |        |       | Shellfish |                |         |       |           | Grand Total |                |       |         |         |
|------|------------|----------|-------------|--------|-------|-----------|----------------|---------|-------|-----------|-------------|----------------|-------|---------|---------|
|      | Black drum | Flounder | Sheeps-head | Mullet | Other | Total     | Shrimp         |         |       | Blue Crab |             | Eastern Oyster | Other | Total   |         |
|      |            |          |             |        |       |           | Brown and Pink | White   | Other |           |             |                |       |         |         |
| 1991 | 16784      | 43940    | 181         | 0      | 99    | 61003     | 5195055        | 3876805 | 0     | 9071860   | 268378      | 0              | 26830 | 9367068 | 9428071 |
| 1992 | 16728      | 63134    | 2030        | 3091   | 2069  | 87052     | 1773541        | 4242874 | 0     | 6016415   | 397999      | 0              | 9610  | 6424023 | 6511075 |
| 1993 | 41950      | 74119    | 4307        | 1061   | 1060  | 122496    | 1879955        | 2050436 | 0     | 3930391   | 686374      | 53240          | 8128  | 4678133 | 4800630 |
| 1994 | 107927     | 79049    | 5630        | 644    | 18199 | 211449    | 4287996        | 1309802 | 0     | 5597798   | 239248      | 36493          | 12852 | 5886391 | 6097840 |
| 1995 | 221569     | 147261   | 8890        | 1543   | 34931 | 414195    | 3025922        | 392634  | 0     | 3418556   | 354764      | 148074         | 45950 | 3967344 | 4381539 |
| 1996 | 129817     | 106584   | 9622        | 2061   | 35393 | 283477    | 1912227        | 645723  | 0     | 2557950   | 191551      | 50172          | 36096 | 2835768 | 3119246 |
| 1997 | 161231     | 105420   | 12725       | 27968  | 85954 | 393298    | 4045266        | 9867    | 0     | 4055133   | 210737      | 903219         | 17139 | 5186228 | 5579526 |

Table B.13. Weight (lb) of each species landed commercially from the Corpus Christi Bay system, 1972-1997.

| Year | Finfish    |          |             |        |        |        |                |         |       |           | Shellfish      |       |       |         |         | Grand Total |
|------|------------|----------|-------------|--------|--------|--------|----------------|---------|-------|-----------|----------------|-------|-------|---------|---------|-------------|
|      | Black drum | Flounder | Sheeps-head | Mullet | Other  | Total  | Shrimp         |         |       | Blue Crab | Eastern Oyster | Other | Total |         |         |             |
|      |            |          |             |        |        |        | Brown and Pink | White   | Other |           |                |       |       |         |         |             |
| 1972 | 102876     | 8496     | 8383        | 420    | 196594 | 316769 | 51842          | 324846  | 0     | 376688    | 70652          | 0     | 0     | 447340  | 764109  |             |
| 1973 | 220175     | 17512    | 35138       | 15255  | 338300 | 626380 | 396221         | 873026  | 0     | 1269247   | 41068          | 0     | 212   | 1310527 | 1936907 |             |
| 1974 | 201074     | 37985    | 91358       | 1101   | 415022 | 746540 | 150052         | 292036  | 0     | 442088    | 326220         | 0     | 0     | 768308  | 1514848 |             |
| 1975 | 205685     | 56334    | 78758       | 1152   | 322229 | 664158 | 482839         | 461076  | 0     | 943915    | 125753         | 1050  | 0     | 1070718 | 1734876 |             |
| 1976 | 161758     | 25725    | 84427       | 1700   | 280961 | 554571 | 397220         | 410269  | 0     | 807489    | 123761         | 0     | 0     | 931250  | 1485821 |             |
| 1977 | 199848     | 49128    | 116863      | 73     | 169306 | 535218 | 738572         | 567956  | 0     | 1306528   | 102750         | 0     | 0     | 1409278 | 1944496 |             |
| 1978 | 400845     | 44879    | 126860      | 0      | 259081 | 831665 | 910075         | 521680  | 0     | 1431755   | 9307           | 0     | 0     | 1441062 | 2272727 |             |
| 1979 | 383315     | 68726    | 201684      | 34680  | 272046 | 960451 | 1166697        | 1052891 | 0     | 2219588   | 50498          | 0     | 116   | 2270202 | 3230653 |             |
| 1980 | 198629     | 26813    | 251267      | 69790  | 315337 | 861836 | 1469014        | 400763  | 0     | 1869777   | 17448          | 0     | 0     | 1887225 | 2749061 |             |
| 1981 | 58074      | 5880     | 51927       | 23592  | 188663 | 328136 | 1149681        | 336542  | 0     | 1486223   | 7723           | 0     | 0     | 1493946 | 1822082 |             |
| 1982 | 58262      | 36632    | 43574       | 8568   | 1685   | 148721 | 708245         | 400062  | 0     | 1108307   | 141558         | 0     | 0     | 1249865 | 1398586 |             |
| 1983 | 105884     | 74422    | 87195       | 0      | 9186   | 276687 | 1135421        | 466130  | 0     | 1601551   | 231757         | 0     | 35    | 1833343 | 2110030 |             |
| 1984 | 64620      | 32236    | 31185       | 1515   | 1075   | 130631 | 2393305        | 1511141 | 0     | 3904446   | 76135          | 0     | 1014  | 3981595 | 4112226 |             |
| 1985 | 29309      | 86770    | 39254       | 4422   | 18723  | 178478 | 1404056        | 274707  | 0     | 1678763   | 132786         | 0     | 78237 | 1889786 | 2068264 |             |
| 1986 | 58969      | 120588   | 20443       | 358    | 23920  | 224278 | 993964         | 611059  | 0     | 1605023   | 877180         | 0     | 43560 | 2525763 | 2750041 |             |
| 1987 | 105461     | 65419    | 21379       | 0      | 24710  | 216969 | 1309794        | 764332  | 0     | 2074126   | 267622         | 403   | 18302 | 2360453 | 2577422 |             |
| 1988 | 136953     | 33082    | 59716       | 0      | 2289   | 232040 | 981943         | 463379  | 0     | 1445322   | 202774         | 175   | 37377 | 1685648 | 1917688 |             |
| 1989 | 63773      | 7757     | 2535        | 0      | 2103   | 76168  | 895123         | 88119   | 0     | 983242    | 948543         | 0     | 29743 | 1961528 | 2037696 |             |
| 1990 | 151628     | 9634     | 540         | 354    | 8629   | 170785 | 1976752        | 1344956 | 0     | 3321708   | 665532         | 35    | 21234 | 4008509 | 419294  |             |

Table B.13. (Cont'd)

| Year | Finfish    |          |             |        |       | Shellfish      |         |         |           |                | Grand Total |       |       |         |         |
|------|------------|----------|-------------|--------|-------|----------------|---------|---------|-----------|----------------|-------------|-------|-------|---------|---------|
|      | Black drum | Flounder | Sheeps-head | Mullet | Other | Shrimp         |         |         | Blue Crab | Eastern Oyster |             | Other | Total |         |         |
|      |            |          |             |        |       | Brown and Pink | White   | Other   |           |                |             |       |       |         |         |
| 1991 | 112772     | 44831    | 4485        | 3412   | 17165 | 182665         | 2415302 | 990209  | 331       | 3405842        | 112180      | 280   | 6991  | 3525293 | 3707958 |
| 1992 | 300710     | 93777    | 11518       | 123    | 32960 | 439088         | 2441301 | 1238485 | 0         | 3679786        | 508370      | 0     | 22154 | 4210310 | 4649398 |
| 1993 | 282113     | 52161    | 13044       | 121    | 12898 | 360337         | 1526056 | 675493  | 0         | 2201549        | 973641      | 0     | 2216  | 3177406 | 3537743 |
| 1994 | 375588     | 66664    | 9369        | 3051   | 37322 | 491994         | 2007885 | 421509  | 0         | 2429394        | 153625      | 0     | 14117 | 2597136 | 3089130 |
| 1995 | 598421     | 48323    | 17549       | 1693   | 48201 | 714187         | 1969355 | 168949  | 0         | 2138304        | 50459       | 0     | 21354 | 2210117 | 2924304 |
| 1996 | 946497     | 64183    | 33079       | 1130   | 24275 | 1069164        | 997384  | 93033   | 0         | 1090417        | 20271       | 0     | 10267 | 1120955 | 2190119 |
| 1997 | 301513     | 15909    | 7351        | 605    | 20421 | 345799         | 1692219 | 12666   | 0         | 1704886        | 16453       | 0     | 20869 | 1742208 | 2088007 |

Table B.14. Ex-vessel value (\$) of each species landed commercially from the Corpus Christi Bay system, 1972-1997.

| Year | Finfish    |          |             |        |        |        |                |         |       |         | Shellfish |                |       |         |         |  | Grand Total |
|------|------------|----------|-------------|--------|--------|--------|----------------|---------|-------|---------|-----------|----------------|-------|---------|---------|--|-------------|
|      | Black drum | Flounder | Sheeps-head | Mullet | Other  | Total  | Shrimp         |         |       | Total   | Blue Crab | Eastern Oyster | Other | Total   |         |  |             |
|      |            |          |             |        |        |        | Brown and Pink | White   | Other |         |           |                |       |         |         |  |             |
| 1972 | 11897      | 2505     | 420         | 51     | 59340  | 74213  | 7652           | 267860  | 0     | 275512  | 7065      | 0              | 0     | 282577  | 356791  |  |             |
| 1973 | 28518      | 5357     | 1962        | 805    | 107710 | 144351 | 161261         | 743259  | 0     | 904520  | 4569      | 0              | 32    | 909121  | 1053472 |  |             |
| 1974 | 34893      | 11183    | 4979        | 105    | 136863 | 188022 | 38059          | 296269  | 0     | 334328  | 44340     | 0              | 0     | 378668  | 566690  |  |             |
| 1975 | 38408      | 20221    | 3937        | 77     | 127412 | 190054 | 130410         | 470171  | 0     | 600581  | 20980     | 1335           | 0     | 622896  | 812951  |  |             |
| 1976 | 44543      | 11161    | 6386        | 205    | 110364 | 172659 | 172648         | 442337  | 0     | 614985  | 21409     | 0              | 0     | 636394  | 809054  |  |             |
| 1977 | 59304      | 29919    | 7736        | 4      | 91430  | 188393 | 301665         | 442067  | 0     | 743732  | 25808     | 0              | 0     | 769540  | 957933  |  |             |
| 1978 | 153759     | 35306    | 11977       | 0      | 178792 | 379833 | 395437         | 692600  | 0     | 1088038 | 2137      | 0              | 0     | 1090174 | 1470007 |  |             |
| 1979 | 165489     | 55658    | 25873       | 2562   | 199250 | 448833 | 1040519        | 1646613 | 0     | 2687133 | 10907     | 0              | 23    | 2698063 | 3146896 |  |             |
| 1980 | 108898     | 21889    | 29992       | 5029   | 302718 | 468525 | 1199080        | 592841  | 0     | 1791921 | 7819      | 0              | 0     | 1799740 | 2268265 |  |             |
| 1981 | 34387      | 5938     | 7860        | 2118   | 199312 | 249616 | 788033         | 439698  | 0     | 1227731 | 3850      | 0              | 0     | 1231581 | 1481197 |  |             |
| 1982 | 39150      | 35720    | 10638       | 728    | 849    | 87086  | 620283         | 696440  | 0     | 1316723 | 43920     | 0              | 0     | 1360642 | 1447728 |  |             |
| 1983 | 68644      | 72870    | 22966       | 0      | 1552   | 166032 | 1419771        | 896635  | 0     | 2316407 | 93369     | 0              | 18    | 2409793 | 2575825 |  |             |
| 1984 | 39855      | 30909    | 5985        | 169    | 246    | 77165  | 1935025        | 1989798 | 0     | 3924824 | 27079     | 0              | 507   | 3952409 | 4029574 |  |             |
| 1985 | 23813      | 82569    | 7756        | 444    | 3263   | 117845 | 1016135        | 366653  | 0     | 1382788 | 44889     | 0              | 59735 | 1487411 | 1605256 |  |             |
| 1986 | 36612      | 108600   | 4764        | 45     | 5808   | 155830 | 1146130        | 904608  | 0     | 2050737 | 273693    | 0              | 29259 | 2353689 | 2509519 |  |             |
| 1987 | 61085      | 62060    | 5479        | 0      | 8284   | 136908 | 1710235        | 1193495 | 0     | 2903730 | 102021    | 1449           | 8309  | 3015509 | 3152416 |  |             |
| 1988 | 119231     | 40652    | 17647       | 0      | 1374   | 178904 | 1025838        | 629518  | 0     | 1655356 | 80745     | 500            | 22318 | 1758919 | 1937823 |  |             |
| 1989 | 70311      | 11863    | 1007        | 0      | 1734   | 84916  | 897135         | 132617  | 0     | 1029752 | 384931    | 0              | 19314 | 1433997 | 1518913 |  |             |
| 1990 | 214047     | 16226    | 254         | 237    | 7093   | 237858 | 1832124        | 2478623 | 0     | 4310747 | 310237    | 40             | 14294 | 4635317 | 4873175 |  |             |

Table B.14. (Cont'd)

| Year | Finfish    |          |             |        |       | Shellfish |                |         |       |           |                |       | Grand Total |         |         |
|------|------------|----------|-------------|--------|-------|-----------|----------------|---------|-------|-----------|----------------|-------|-------------|---------|---------|
|      | Black drum | Flounder | Sheeps-head | Mullet | Other | Total     | Shrimp         |         |       | Blue Crab | Eastern Oyster | Other |             | Total   |         |
|      |            |          |             |        |       |           | Brook and Pink | White   | Other |           |                |       |             |         |         |
| 1991 | 129487     | 62426    | 1733        | 853    | 15336 | 209834    | 2730046        | 1795222 | 215   | 4525483   | 46555          | 1152  | 3935        | 4577125 | 4786959 |
| 1992 | 291765     | 118554   | 5757        | 281    | 26169 | 442525    | 3117212        | 2185973 | 0     | 5303185   | 252450         | 0     | 17163       | 5572797 | 6015323 |
| 1993 | 250286     | 94345    | 5715        | 291    | 13586 | 364222    | 1522693        | 978785  | 0     | 2501478   | 566315         | 0     | 1857        | 3069651 | 3433873 |
| 1994 | 339091     | 128959   | 4310        | 5601   | 48228 | 526190    | 3023349        | 1022606 | 0     | 4045955   | 125230         | 0     | 11940       | 4183125 | 4709315 |
| 1995 | 573274     | 92773    | 9412        | 4800   | 75523 | 755783    | 2347943        | 344769  | 0     | 2692712   | 45567          | 0     | 18278       | 2756558 | 3512340 |
| 1996 | 910277     | 131020   | 14828       | 3245   | 30177 | 1089547   | 1123773        | 230475  | 0     | 1354248   | 14438          | 0     | 8033        | 1376720 | 2466267 |
| 1997 | 293314     | 28943    | 3564        | 1934   | 48516 | 376271    | 2588655        | 38334   | 0     | 2626989   | 9671           | 0     | 17896       | 2654556 | 3030827 |



Table B.15. Weight (lb) of each species landed commercially from the upper Laguna Madre system, 1972-1997.

| Year | Finfish    |          |             |        |        |         |                |       |       |           | Shellfish      |       |       |        |         | Grand Total |
|------|------------|----------|-------------|--------|--------|---------|----------------|-------|-------|-----------|----------------|-------|-------|--------|---------|-------------|
|      | Black drum | Flounder | Sheeps-head | Mullet | Other  | Total   | Shrimp         |       |       | Blue Crab | Eastern Oyster | Other | Total |        |         |             |
|      |            |          |             |        |        |         | Brown and Pink | White | Other |           |                |       |       |        |         |             |
| 1972 | 493569     | 10284    | 50681       | 662    | 520016 | 1075212 | 1610           | 10010 | 0     | 11620     | 4166           | 0     | 0     | 15786  | 1090998 |             |
| 1973 | 356228     | 2075     | 35112       | 680    | 448982 | 843077  | 401618         | 37770 | 0     | 439388    | 986            | 0     | 73    | 440447 | 1283524 |             |
| 1974 | 498034     | 9338     | 81502       | 421    | 740444 | 1329739 | 0              | 0     | 0     | 0         | 2002           | 0     | 0     | 2002   | 1331741 |             |
| 1975 | 310233     | 9037     | 56327       | 6313   | 824877 | 1206787 | 0              | 0     | 0     | 0         | 8904           | 0     | 0     | 8904   | 1215691 |             |
| 1976 | 612140     | 6316     | 72032       | 2871   | 646572 | 1339931 | 0              | 0     | 0     | 0         | 815            | 0     | 0     | 815    | 1340746 |             |
| 1977 | 519296     | 5205     | 41537       | 495    | 320906 | 887439  | 0              | 0     | 0     | 0         | 126811         | 0     | 0     | 126811 | 1014250 |             |
| 1978 | 558383     | 4166     | 24681       | 2337   | 203401 | 792968  | 0              | 0     | 0     | 0         | 159517         | 0     | 0     | 159517 | 952485  |             |
| 1979 | 562558     | 3362     | 31619       | 0      | 222913 | 820452  | 0              | 0     | 0     | 0         | 26911          | 0     | 0     | 26911  | 847363  |             |
| 1980 | 512336     | 8559     | 46722       | 0      | 449003 | 1016620 | 0              | 0     | 0     | 0         | 6688           | 0     | 0     | 6688   | 1023308 |             |
| 1981 | 343717     | 5031     | 35306       | 2      | 267415 | 651471  | 0              | 0     | 0     | 0         | 0              | 0     | 0     | 0      | 651471  |             |
| 1982 | 778749     | 21881    | 60695       | 0      | 312    | 861637  | 0              | 0     | 0     | 0         | 8913           | 0     | 0     | 8913   | 870550  |             |
| 1983 | 1021586    | 50078    | 80860       | 0      | 745    | 1153269 | 0              | 0     | 0     | 0         | 12290          | 0     | 0     | 12290  | 1165559 |             |
| 1984 | 373819     | 28287    | 43586       | 0      | 1569   | 447261  | 0              | 0     | 0     | 0         | 19727          | 0     | 0     | 19727  | 466988  |             |
| 1985 | 284762     | 17998    | 36410       | 0      | 2098   | 341268  | 171060         | 1266  | 0     | 172326    | 92515          | 0     | 400   | 265241 | 606509  |             |
| 1986 | 293320     | 24618    | 27383       | 0      | 2080   | 347401  | 80975          | 171   | 0     | 81146     | 76286          | 0     | 310   | 157742 | 505143  |             |
| 1987 | 335407     | 10847    | 5152        | 0      | 677    | 352083  | 240689         | 644   | 0     | 241333    | 179427         | 0     | 165   | 420925 | 773008  |             |
| 1988 | 207426     | 4993     | 4810        | 0      | 1868   | 219097  | 268061         | 2929  | 0     | 270990    | 102815         | 438   | 96    | 374339 | 593436  |             |
| 1989 | 221250     | 473      | 502         | 0      | 86     | 222311  | 68651          | 0     | 0     | 68651     | 10332          | 263   | 213   | 79459  | 301770  |             |
| 1990 | 218050     | 918      | 497         | 0      | 201    | 219666  | 7053           | 19992 | 0     | 27046     | 25767          | 0     | 3     | 52816  | 272482  |             |

Table B.15. (Cont'd)

| Year | Finfish    |          |             |        |       | Shellfish |                |       |       |           | Grand Total |                |       |        |         |
|------|------------|----------|-------------|--------|-------|-----------|----------------|-------|-------|-----------|-------------|----------------|-------|--------|---------|
|      | Black drum | Flounder | Sheeps-head | Mullet | Other | Total     | Shrimp         |       |       | Blue Crab |             | Eastern Oyster | Other | Total  |         |
|      |            |          |             |        |       |           | Brown and Pink | White | Other |           |             |                |       |        |         |
| 1991 | 181907     | 4339     | 253         | 0      | 0     | 186499    | 36254          | 0     | 0     | 36254     | 3651        | 0              | 32    | 39937  | 226436  |
| 1992 | 197545     | 2326     | 11          | 37     | 66    | 199985    | 175182         | 300   | 0     | 175483    | 472643      | 0              | 0     | 648126 | 848111  |
| 1993 | 230234     | 912      | 0           | 88     | 0     | 231234    | 74224          | 7235  | 0     | 81459     | 63156       | 0              | 93    | 144708 | 375942  |
| 1994 | 587836     | 532      | 345         | 1238   | 371   | 590322    | 258292         | 11598 | 0     | 269890    | 69367       | 0              | 173   | 339430 | 929752  |
| 1995 | 1326657    | 1129     | 590         | 931    | 992   | 1330299   | 11386          | 75    | 0     | 11461     | 7431        | 0              | 217   | 19109  | 1349408 |
| 1996 | 2016540    | 357      | 4853        | 721    | 2341  | 2024812   | 39640          | 1217  | 0     | 40856     | 23395       | 0              | 60    | 64311  | 2089123 |
| 1997 | 1226086    | 1652     | 133         | 248    | 206   | 1228325   | 8898           | 245   | 0     | 9143      | 107         | 0              | 45    | 9295   | 1237620 |

Table B.16. Ex-vessel value (\$) of each species landed commercially from the upper Laguna Madre system, 1972-1997.

| Year | Finfish    |          |             |        |        | Shellfish |                |       |           |                |       |       | Grand Total |        |        |
|------|------------|----------|-------------|--------|--------|-----------|----------------|-------|-----------|----------------|-------|-------|-------------|--------|--------|
|      | Black drum | Flounder | Sheeps-head | Mullet | Other  | Shrimp    |                |       | Blue Crab | Eastern Oyster | Other | Total |             |        |        |
|      |            |          |             |        |        | Total     | Brown and Pink | White |           |                |       |       |             |        |        |
| 1972 | 62999      | 2866     | 2803        | 61     | 154183 | 222913    | 177            | 10190 | 0         | 10367          | 427   | 0     | 0           | 10794  | 233707 |
| 1973 | 48924      | 628      | 1932        | 76     | 155321 | 206880    | 136554         | 31895 | 0         | 168449         | 99    | 0     | 22          | 168570 | 375450 |
| 1974 | 101181     | 3221     | 4427        | 29     | 248767 | 357625    | 0              | 0     | 0         | 0              | 277   | 0     | 0           | 277    | 357902 |
| 1975 | 66594      | 3751     | 4091        | 696    | 329056 | 404188    | 0              | 0     | 0         | 0              | 1529  | 0     | 0           | 1529   | 405717 |
| 1976 | 166606     | 3091     | 6073        | 408    | 303910 | 480089    | 0              | 0     | 0         | 0              | 177   | 0     | 0           | 177    | 480266 |
| 1977 | 165428     | 3272     | 3130        | 50     | 186770 | 358650    | 0              | 0     | 0         | 0              | 28854 | 0     | 0           | 28854  | 387504 |
| 1978 | 229314     | 3432     | 2831        | 210    | 163276 | 399062    | 0              | 0     | 0         | 0              | 45689 | 0     | 0           | 45689  | 444751 |
| 1979 | 244453     | 3312     | 5231        | 0      | 206270 | 459266    | 0              | 0     | 0         | 0              | 6836  | 0     | 0           | 6836   | 466102 |
| 1980 | 265969     | 6422     | 7905        | 0      | 411735 | 692032    | 0              | 0     | 0         | 0              | 2704  | 0     | 0           | 2704   | 694736 |
| 1981 | 199135     | 5602     | 7457        | 0      | 293588 | 505782    | 0              | 0     | 0         | 0              | 0     | 0     | 0           | 0      | 505782 |
| 1982 | 535025     | 24168    | 16934       | 0      | 351    | 576477    | 0              | 0     | 0         | 0              | 3832  | 0     | 0           | 3832   | 580309 |
| 1983 | 708864     | 53945    | 22016       | 0      | 1063   | 785887    | 0              | 0     | 0         | 0              | 6073  | 0     | 0           | 6073   | 791960 |
| 1984 | 195672     | 27576    | 7706        | 0      | 777    | 231731    | 0              | 0     | 0         | 0              | 8056  | 0     | 0           | 8056   | 239786 |
| 1985 | 164454     | 18347    | 7320        | 0      | 1816   | 191937    | 107763         | 1313  | 0         | 109076         | 30882 | 0     | 200         | 140158 | 332095 |
| 1986 | 218248     | 24088    | 7752        | 0      | 1976   | 252064    | 95766          | 198   | 0         | 95964          | 26273 | 0     | 155         | 122393 | 374456 |
| 1987 | 282555     | 9909     | 1678        | 0      | 178    | 294320    | 350840         | 1317  | 0         | 352158         | 74901 | 0     | 58          | 427116 | 721437 |
| 1988 | 181025     | 7536     | 2082        | 0      | 2147   | 192789    | 298947         | 4023  | 0         | 302971         | 42507 | 1250  | 67          | 346795 | 539584 |
| 1989 | 224635     | 928      | 311         | 0      | 55     | 225928    | 75313          | 0     | 0         | 75313          | 5693  | 720   | 100         | 81826  | 307754 |
| 1990 | 241716     | 2007     | 255         | 0      | 262    | 244239    | 11842          | 27500 | 0         | 39342          | 13268 | 0     | 3           | 52613  | 296852 |

Table B.16. (Cont'd)

| Year | Finfish    |          |             |        | Shellfish |         |                |       |       |           |                | Grand Total |       |        |         |
|------|------------|----------|-------------|--------|-----------|---------|----------------|-------|-------|-----------|----------------|-------------|-------|--------|---------|
|      | Black drum | Flounder | Sheeps-head | Mullet | Other     | Total   | Shrimp         |       |       | Blue Crab | Eastern Oyster |             | Other | Total  |         |
|      |            |          |             |        |           |         | Brown and Pink | White | Other |           |                |             |       |        |         |
| 1991 | 194137     | 8223     | 124         | 0      | 0         | 202483  | 42985          | 0     | 0     | 42985     | 2529           | 0           | 28    | 45542  | 248025  |
| 1992 | 175201     | 4432     | 6           | 45     | 48        | 179732  | 251689         | 896   | 0     | 252585    | 236238         | 0           | 0     | 488823 | 668554  |
| 1993 | 170139     | 1641     | 0           | 185    | 0         | 171964  | 91822          | 12426 | 0     | 104248    | 41333          | 0           | 85    | 145667 | 317631  |
| 1994 | 478647     | 1009     | 199         | 2580   | 159       | 482592  | 428616         | 29886 | 0     | 458502    | 35974          | 0           | 173   | 494649 | 977241  |
| 1995 | 1133148    | 2560     | 339         | 2145   | 694       | 1138887 | 22715          | 144   | 0     | 22859     | 5925           | 0           | 126   | 28911  | 1167798 |
| 1996 | 1921232    | 893      | 3246        | 1715   | 2353      | 1929439 | 35462          | 1887  | 0     | 37349     | 16503          | 0           | 48    | 53900  | 1983340 |
| 1997 | 1014964    | 2904     | 107         | 560    | 110       | 1018645 | 14711          | 953   | 0     | 15664     | 160            | 0           | 45    | 15869  | 1034514 |

Table B.17. Weight (lb) of each species landed commercially from the lower Laguna Madre system, 1972-1997.

| Year | Finfish    |          |             |        |         | Shellfish |                |       |       |           | Grand Total |                |       |         |         |
|------|------------|----------|-------------|--------|---------|-----------|----------------|-------|-------|-----------|-------------|----------------|-------|---------|---------|
|      | Black drum | Flounder | Sheeps-head | Mullet | Other   | Total     | Shrimp         |       |       | Blue Crab |             | Eastern Oyster | Other | Total   |         |
|      |            |          |             |        |         |           | Brown and Pink | White | Other |           |             |                |       |         |         |
| 1972 | 280428     | 14612    | 19032       | 0      | 960232  | 1274304   | 0              | 0     | 0     | 0         | 1190        | 0              | 1190  | 1275494 |         |
| 1973 | 252439     | 7595     | 13623       | 2800   | 1107876 | 1384333   | 0              | 0     | 0     | 0         | 11593       | 486            | 0     | 12079   | 1396412 |
| 1974 | 319978     | 26301    | 27821       | 341    | 1196897 | 1571338   | 0              | 0     | 0     | 0         | 12700       | 3264           | 0     | 15964   | 1587302 |
| 1975 | 317499     | 27549    | 40155       | 4000   | 1314806 | 1704009   | 0              | 0     | 0     | 0         | 3500        | 7124           | 0     | 10624   | 1714633 |
| 1976 | 932614     | 43817    | 39326       | 2150   | 1310104 | 2328011   | 0              | 0     | 0     | 0         | 298952      | 4591           | 0     | 303543  | 2631554 |
| 1977 | 378258     | 35255    | 27603       | 0      | 919099  | 1360215   | 0              | 0     | 0     | 0         | 975244      | 9066           | 0     | 984310  | 2344525 |
| 1978 | 492760     | 12552    | 60371       | 824    | 770241  | 1336748   | 0              | 0     | 0     | 0         | 196070      | 3071           | 64    | 199205  | 1535953 |
| 1979 | 434749     | 32867    | 45826       | 0      | 711873  | 1225315   | 0              | 0     | 0     | 0         | 122279      | 1963           | 0     | 124242  | 1349557 |
| 1980 | 210016     | 11334    | 82148       | 269    | 716138  | 1019905   | 0              | 0     | 0     | 0         | 518342      | 15494          | 0     | 533836  | 1553741 |
| 1981 | 157654     | 10855    | 24770       | 5700   | 525901  | 724880    | 0              | 0     | 0     | 0         | 815087      | 0              | 0     | 815087  | 1539967 |
| 1982 | 274561     | 33825    | 11273       | 0      | 1955    | 321614    | 0              | 0     | 0     | 0         | 747180      | 3572           | 0     | 750752  | 1072366 |
| 1983 | 238784     | 44935    | 8089        | 126    | 13063   | 304997    | 0              | 0     | 0     | 0         | 479092      | 3433           | 0     | 482525  | 787522  |
| 1984 | 136526     | 10082    | 2917        | 0      | 58      | 149583    | 0              | 0     | 0     | 0         | 355207      | 3276           | 0     | 358483  | 508066  |
| 1985 | 171176     | 22383    | 2567        | 0      | 5884    | 202010    | 0              | 0     | 0     | 0         | 258041      | 5847           | 2840  | 266728  | 468738  |
| 1986 | 120296     | 78686    | 2632        | 39     | 11253   | 212906    | 0              | 0     | 0     | 0         | 229754      | 123            | 0     | 229877  | 442783  |
| 1987 | 177004     | 60677    | 1919        | 0      | 972     | 240572    | 0              | 0     | 0     | 0         | 206519      | 4081           | 1792  | 212392  | 452964  |
| 1988 | 79884      | 58817    | 2658        | 0      | 15870   | 157229    | 0              | 0     | 0     | 0         | 700         | 9069           | 0     | 9769    | 166998  |
| 1989 | 296370     | 31146    | 988         | 0      | 4634    | 333138    | 0              | 0     | 0     | 0         | 1403        | 84491          | 0     | 85894   | 419032  |
| 1990 | 256313     | 28831    | 3493        | 0      | 15402   | 304039    | 337            | 0     | 0     | 337       | 977         | 5200           | 0     | 6514    | 310553  |

Table B.17. (Cont'd)

| Year | Finfish    |          |             |        |       | Shellfish |                |       |       |           | Grand Total |                |       |       |        |
|------|------------|----------|-------------|--------|-------|-----------|----------------|-------|-------|-----------|-------------|----------------|-------|-------|--------|
|      | Black drum | Flounder | Sheeps-head | Mullet | Other | Total     | Shrimp         |       |       | Blue Crab |             | Eastern Oyster | Other | Total |        |
|      |            |          |             |        |       |           | Brown and Pink | White | Other |           |             |                |       |       |        |
| 1991 | 332629     | 79418    | 7768        | 0      | 2319  | 422134    | 0              | 0     | 0     | 0         | 13029       | 5059           | 544   | 18632 | 440766 |
| 1992 | 281723     | 56744    | 1151        | 1337   | 23840 | 364795    | 0              | 0     | 0     | 0         | 53511       | 3624           | 837   | 57972 | 422767 |
| 1993 | 236063     | 27771    | 478         | 4061   | 18185 | 286558    | 0              | 0     | 0     | 0         | 327         | 0              | 1146  | 1473  | 288031 |
| 1994 | 594659     | 20054    | 2469        | 6233   | 6365  | 629780    | 0              | 0     | 0     | 0         | 2724        | 0              | 735   | 3459  | 633239 |
| 1995 | 511894     | 30886    | 1449        | 7962   | 2568  | 554759    | 0              | 0     | 0     | 0         | 12484       | 0              | 1588  | 14072 | 568831 |
| 1996 | 952912     | 20496    | 2056        | 5343   | 1007  | 981814    | 0              | 0     | 0     | 0         | 6558        | 0              | 1530  | 8088  | 989902 |
| 1997 | 619000     | 12215    | 1789        | 8307   | 621   | 641932    | 0              | 0     | 0     | 0         | 5792        | 0              | 2062  | 7854  | 649786 |

Table B.18. Ex-vessel value (\$) of each species landed commercially from the lower Laguna Madre system, 1972-1997.

| Year | Finfish    |          |             |        | Shellfish |        |                |       |       |           |                | Grand Total |       |        |        |
|------|------------|----------|-------------|--------|-----------|--------|----------------|-------|-------|-----------|----------------|-------------|-------|--------|--------|
|      | Black drum | Flounder | Sheeps-head | Mullet | Other     | Total  | Shrimp         |       |       | Blue Crab | Eastern Oyster |             | Other | Total  |        |
|      |            |          |             |        |           |        | Brown and Pink | White | Other |           |                |             |       |        |        |
| 1972 | 26777      | 3490     | 1029        | 0      | 232138    | 263434 | 0              | 0     | 0     | 0         | 710            | 0           | 710   | 264143 |        |
| 1973 | 27987      | 2068     | 936         | 140    | 312990    | 344120 | 0              | 0     | 0     | 0         | 1232           | 498         | 0     | 1730   | 345850 |
| 1974 | 39015      | 6833     | 1620        | 28     | 342867    | 390365 | 0              | 0     | 0     | 0         | 1778           | 3755        | 0     | 5533   | 395898 |
| 1975 | 44416      | 9035     | 2715        | 360    | 422812    | 479339 | 0              | 0     | 0     | 0         | 595            | 8000        | 0     | 8595   | 487934 |
| 1976 | 211200     | 16055    | 3262        | 208    | 511301    | 742026 | 0              | 0     | 0     | 0         | 72227          | 4767        | 0     | 76994  | 819020 |
| 1977 | 84438      | 16293    | 2140        | 0      | 428088    | 530960 | 0              | 0     | 0     | 0         | 239521         | 8956        | 0     | 248477 | 779436 |
| 1978 | 125472     | 7677     | 6516        | 49     | 485987    | 625702 | 0              | 0     | 0     | 0         | 50571          | 4010        | 10    | 54590  | 680292 |
| 1979 | 141055     | 27729    | 4953        | 0      | 564040    | 737777 | 0              | 0     | 0     | 0         | 30799          | 2235        | 0     | 33034  | 770811 |
| 1980 | 98196      | 8799     | 8569        | 13     | 644238    | 759816 | 0              | 0     | 0     | 0         | 130943         | 23234       | 0     | 154177 | 913992 |
| 1981 | 86387      | 11610    | 3882        | 570    | 600866    | 703314 | 0              | 0     | 0     | 0         | 234289         | 0           | 0     | 234289 | 937603 |
| 1982 | 145355     | 37162    | 2013        | 0      | 361       | 184892 | 0              | 0     | 0     | 0         | 212256         | 6531        | 0     | 218787 | 403679 |
| 1983 | 126295     | 45582    | 1108        | 57     | 3543      | 176585 | 0              | 0     | 0     | 0         | 183548         | 5796        | 0     | 189344 | 365929 |
| 1984 | 80979      | 10316    | 604         | 0      | 37        | 91937  | 0              | 0     | 0     | 0         | 102232         | 6415        | 0     | 108647 | 200584 |
| 1985 | 122414     | 24368    | 672         | 0      | 3542      | 150995 | 0              | 0     | 0     | 0         | 86400          | 11732       | 4080  | 102212 | 253206 |
| 1986 | 85440      | 77733    | 682         | 10     | 11428     | 175294 | 0              | 0     | 0     | 0         | 68675          | 231         | 0     | 68906  | 244199 |
| 1987 | 100984     | 59353    | 604         | 0      | 438       | 161379 | 0              | 0     | 0     | 0         | 53317          | 8446        | 2165  | 63928  | 225307 |
| 1988 | 54606      | 86594    | 665         | 0      | 20168     | 162032 | 0              | 0     | 0     | 0         | 734            | 21545       | 0     | 22279  | 184311 |
| 1989 | 153078     | 32544    | 255         | 0      | 2733      | 188610 | 0              | 0     | 0     | 0         | 869            | 343604      | 0     | 344473 | 533084 |
| 1990 | 103334     | 32236    | 1254        | 0      | 7529      | 144352 | 590            | 0     | 0     | 0         | 689            | 16197       | 0     | 17475  | 161827 |

Table B. 18. (Cont'd)

| Year | Finfish    |          |             |        |       | Shellfish |                |       |       |       | Grand Total |       |      |       |        |
|------|------------|----------|-------------|--------|-------|-----------|----------------|-------|-------|-------|-------------|-------|------|-------|--------|
|      | Black drum | Flounder | Sheeps-head | Mullet | Other | Total     | Shrimp         |       |       | Total |             |       |      |       |        |
|      |            |          |             |        |       |           | Brown and Pink | White | Other |       |             |       |      |       |        |
| 1991 | 163571     | 68967    | 1414        | 0      | 1109  | 235061    | 0              | 0     | 0     | 0     | 4638        | 12618 | 283  | 17539 | 252600 |
| 1992 | 158832     | 58054    | 212         | 1308   | 14578 | 232986    | 0              | 0     | 0     | 0     | 22955       | 8880  | 374  | 32209 | 265195 |
| 1993 | 165567     | 42495    | 210         | 4061   | 12987 | 225319    | 0              | 0     | 0     | 0     | 212         | 0     | 1030 | 1242  | 226561 |
| 1994 | 419462     | 37006    | 1404        | 8359   | 5038  | 471269    | 0              | 0     | 0     | 0     | 1939        | 0     | 848  | 2787  | 474056 |
| 1995 | 380058     | 40201    | 579         | 11298  | 2482  | 434617    | 0              | 0     | 0     | 0     | 12044       | 0     | 1492 | 13535 | 448152 |
| 1996 | 758347     | 39120    | 1003        | 9947   | 917   | 809336    | 0              | 0     | 0     | 0     | 6596        | 0     | 1444 | 8039  | 817375 |
| 1997 | 412397     | 26536    | 979         | 11933  | 996   | 452842    | 0              | 0     | 0     | 0     | 5545        | 0     | 1424 | 6969  | 459811 |



**Appendix C. Weight (lb) and ex-vessel value (\$), by grid zone, of commercial finfish and shellfish, except shrimp, landings from the Gulf of Mexico off Texas, 1972-1997.**

Table C.1. Weight (lb) of each species, except shrimp, landed commercially from the Gulf of Mexico grid zone 17.0 during 1972-1997.

| Year | Finfish    |          |             |        |       |         | Shellfish |        |        | Grand Total |           |       |        |
|------|------------|----------|-------------|--------|-------|---------|-----------|--------|--------|-------------|-----------|-------|--------|
|      | Black drum | Flounder | Sheeps-head | Mullet | Cobia | Grouper | Snapper   | Other  | Total  |             | Blue crab | Other | Total  |
| 1972 | 8648       | 20354    | 22442       | 0      | 0     | 15729   | 111241    | 56931  | 235345 | 0           | 0         | 0     | 235345 |
| 1973 | 4594       | 16800    | 9662        | 0      | 0     | 8566    | 88998     | 34586  | 163206 | 93037       | 0         | 93037 | 256243 |
| 1974 | 3550       | 22859    | 14219       | 0      | 0     | 6825    | 52636     | 48171  | 148260 | 0           | 0         | 0     | 148260 |
| 1975 | 9047       | 15638    | 7034        | 0      | 0     | 2669    | 23008     | 40407  | 97803  | 1382        | 0         | 1382  | 99185  |
| 1976 | 2349       | 13498    | 2835        | 0      | 0     | 150     | 29209     | 20116  | 68157  | 501         | 0         | 501   | 68658  |
| 1977 | 5810       | 2888     | 1615        | 0      | 200   | 629     | 36211     | 9105   | 56458  | 0           | 0         | 0     | 56458  |
| 1978 | 20455      | 2539     | 143         | 0      | 0     | 0       | 1546      | 3480   | 28163  | 1268        | 13        | 1281  | 29444  |
| 1979 | 114        | 1176     | 587         | 0      | 0     | 0       | 3222      | 3772   | 8871   | 100         | 0         | 100   | 8971   |
| 1980 | 113        | 3619     | 471         | 0      | 0     | 582     | 825       | 4679   | 10289  | 3149        | 0         | 3149  | 13438  |
| 1981 | 71         | 2816     | 532         | 619    | 0     | 4       | 235       | 2485   | 6762   | 5860        | 0         | 5860  | 12622  |
| 1982 | 62         | 4010     | 1450        | 0      | 0     | 0       | 0         | 2131   | 7653   | 2555        | 114       | 2669  | 10322  |
| 1983 | 247        | 3715     | 474         | 0      | 0     | 0       | 5549      | 2441   | 12426  | 5355        | 150       | 5505  | 17931  |
| 1984 | 307        | 4112     | 171         | 0      | 0     | 199     | 6102      | 966    | 11857  | 962         | 200       | 1162  | 13019  |
| 1985 | 20         | 9021     | 194         | 0      | 0     | 14515   | 17193     | 8064   | 49007  | 2211        | 71        | 2282  | 51289  |
| 1986 | 1735       | 15135    | 2721        | 0      | 337   | 26573   | 107410    | 24940  | 178851 | 29910       | 5467      | 35377 | 214228 |
| 1987 | 49541      | 30645    | 12525       | 0      | 766   | 5203    | 63586     | 27413  | 189679 | 19365       | 4720      | 24085 | 213764 |
| 1988 | 161158     | 19457    | 4566        | 0      | 275   | 46827   | 35649     | 527142 | 795074 | 33424       | 6188      | 39612 | 834686 |
| 1989 | 374        | 9490     | 1312        | 0      | 475   | 5553    | 22588     | 125483 | 165275 | 32742       | 5747      | 38489 | 203764 |
| 1990 | 2755       | 12772    | 161         | 0      | 1931  | 643     | 19722     | 25553  | 63537  | 26727       | 3370      | 30097 | 93634  |

Table C.1. (Cont'd)

| Year | Finfish    |          |             |        |       |         |         |       |       |           | Shellfish |       |       | Grand Total |
|------|------------|----------|-------------|--------|-------|---------|---------|-------|-------|-----------|-----------|-------|-------|-------------|
|      | Black drum | Flounder | Sheeps-head | Mullet | Cobia | Grouper | Snapper | Other | Total | Blue crab | Other     | Total |       |             |
|      |            |          |             |        |       |         |         |       |       |           |           |       | Total |             |
| 1991 | 68         | 2902     | 431         | 8273   | 134   | 569     | 17966   | 6978  | 37321 | 9574      | 307       | 9881  | 47202 |             |
| 1992 | 185        | 4331     | 209         | 5154   | 177   | 200     | 42504   | 2693  | 55453 | 7257      | 37        | 7294  | 62747 |             |
| 1993 | 96         | 1605     | 140         | 3301   | 0     | 0       | 44253   | 7094  | 56489 | 2111      | 48        | 2159  | 58648 |             |
| 1994 | 15         | 1484     | 19          | 100    | 0     | 0       | 26647   | 2036  | 30301 | 29033     | 506       | 29539 | 59840 |             |
| 1995 | 0          | 2608     | 0           | 168    | 126   | 0       | 4656    | 2747  | 10305 | 0         | 1478      | 1478  | 11783 |             |
| 1996 | 0          | 832      | 0           | 0      | 0     | 0       | 10495   | 4754  | 16081 | 275       | 479       | 754   | 16835 |             |
| 1997 | 0          | 336      | 0           | 249    | 0     | 0       | 9906    | 3187  | 13678 | 3602      | 1387      | 4989  | 18667 |             |

Table C.2. Ex-vessel value (\$) of each species, except shrimp, landed commercially from the Gulf of Mexico grid zone 17.0 during 1972-1997.

| Year | Finfish    |          |             |        |       |         |         | Shellfish |        |           | Grand Total |       |        |
|------|------------|----------|-------------|--------|-------|---------|---------|-----------|--------|-----------|-------------|-------|--------|
|      | Black drum | Flounder | Sheeps-head | Mullet | Cobia | Grouper | Snapper | Other     | Total  | Blue crab |             | Other | Total  |
| 1972 | 1141       | 5809     | 2330        | 0      | 0     | 1988    | 51966   | 11119     | 74354  | 0         | 0           | 0     | 74354  |
| 1973 | 583        | 5808     | 1119        | 0      | 0     | 1222    | 46982   | 9531      | 65244  | 8954      | 0           | 8954  | 74198  |
| 1974 | 496        | 7088     | 1618        | 0      | 0     | 914     | 30560   | 12456     | 53133  | 0         | 0           | 0     | 53133  |
| 1975 | 1407       | 5986     | 995         | 0      | 0     | 395     | 14352   | 11600     | 34734  | 166       | 0           | 166   | 34900  |
| 1976 | 436        | 5250     | 494         | 0      | 0     | 23      | 24103   | 5817      | 36123  | 60        | 0           | 60    | 36183  |
| 1977 | 1558       | 1529     | 332         | 0      | 50    | 159     | 32953   | 3099      | 39679  | 0         | 0           | 0     | 39679  |
| 1978 | 4091       | 1222     | 17          | 0      | 0     | 0       | 1726    | 831       | 7886   | 159       | 3           | 162   | 8048   |
| 1979 | 23         | 621      | 139         | 0      | 0     | 0       | 4280    | 4025      | 9088   | 30        | 0           | 30    | 9118   |
| 1980 | 16         | 2238     | 53          | 0      | 0     | 262     | 1170    | 756       | 4495   | 694       | 0           | 694   | 5190   |
| 1981 | 17         | 1562     | 141         | 71     | 0     | 1       | 458     | 481       | 2732   | 1519      | 0           | 1519  | 4252   |
| 1982 | 20         | 2237     | 302         | 0      | 0     | 0       | 0       | 357       | 2916   | 741       | 46          | 787   | 3703   |
| 1983 | 70         | 2225     | 106         | 0      | 0     | 0       | 9062    | 377       | 11840  | 2545      | 60          | 2605  | 14444  |
| 1984 | 94         | 3314     | 37          | 0      | 0     | 328     | 11050   | 170       | 14993  | 333       | 140         | 473   | 15466  |
| 1985 | 5          | 7180     | 49          | 0      | 0     | 21107   | 33145   | 4222      | 65706  | 887       | 27          | 915   | 66621  |
| 1986 | 1158       | 12125    | 861         | 0      | 235   | 36456   | 209631  | 16227     | 276692 | 15374     | 3137        | 18510 | 295203 |
| 1987 | 36173      | 26224    | 4002        | 0      | 669   | 7909    | 119165  | 11606     | 205748 | 7884      | 2088        | 9973  | 215720 |
| 1988 | 77572      | 17514    | 2096        | 0      | 275   | 58508   | 70397   | 734156    | 960518 | 14682     | 3008        | 17689 | 978207 |
| 1989 | 396        | 8735     | 516         | 0      | 434   | 6612    | 47807   | 258584    | 323085 | 16136     | 1679        | 17815 | 340900 |
| 1990 | 2455       | 14096    | 61          | 0      | 1791  | 1013    | 39766   | 8351      | 67533  | 14243     | 1764        | 16007 | 83541  |

Table C.2. (Cont'd)

| Year | Finfish    |          |             |        |       |         |         | Shellfish |       |           | Grand Total |       |       |
|------|------------|----------|-------------|--------|-------|---------|---------|-----------|-------|-----------|-------------|-------|-------|
|      | Black drum | Flounder | Sheeps-head | Mullet | Cobia | Grouper | Snapper | Other     | Total | Blue crab |             | Other | Total |
| 1991 | 17         | 2695     | 164         | 2482   | 124   | 981     | 36832   | 2164      | 45458 | 3949      | 179         | 4128  | 49586 |
| 1992 | 81         | 4364     | 100         | 1446   | 188   | 312     | 80794   | 815       | 88100 | 3827      | 37          | 3863  | 91963 |
| 1993 | 29         | 1370     | 40          | 926    | 0     | 0       | 76397   | 4447      | 83208 | 1163      | 60          | 1223  | 84431 |
| 1994 | 5          | 1496     | 6           | 50     | 0     | 0       | 47533   | 550       | 49639 | 26802     | 284         | 27085 | 76724 |
| 1995 | 0          | 2258     | 0           | 84     | 164   | 0       | 9234    | 998       | 12738 | 0         | 736         | 736   | 13473 |
| 1996 | 0          | 798      | 0           | 0      | 0     | 0       | 17113   | 1510      | 19421 | 110       | 272         | 382   | 19803 |
| 1997 | 0          | 377      | 0           | 125    | 0     | 0       | 20256   | 1053      | 21810 | 2416      | 739         | 3155  | 24966 |

Table C.3. Weight (lb) of each species, except shrimp, landed commercially from the Gulf of Mexico grid zone 18.0 during 1972-1997.

| Year | Finfish    |          |             |        |       |         |         |        |        |           | Shellfish |        |        | Grand Total |
|------|------------|----------|-------------|--------|-------|---------|---------|--------|--------|-----------|-----------|--------|--------|-------------|
|      | Black drum | Flounder | Sheeps-head | Mullet | Cobia | Grouper | Snapper | Other  | Total  | Blue crab | Other     | Total  |        |             |
| 1972 | 24214      | 106855   | 50831       | 8747   | 18509 | 17916   | 138002  | 325982 | 691056 | 14405     | 2462      | 16867  | 707923 |             |
| 1973 | 18278      | 83295    | 29712       | 10403  | 14717 | 22056   | 104610  | 587785 | 870856 | 75010     | 904       | 75914  | 946770 |             |
| 1974 | 9460       | 89370    | 40897       | 38735  | 12511 | 21612   | 152343  | 360570 | 725498 | 39804     | 10134     | 49938  | 775436 |             |
| 1975 | 7992       | 67940    | 26598       | 527    | 17807 | 20999   | 111594  | 348137 | 601594 | 37960     | 3630      | 41590  | 643184 |             |
| 1976 | 12269      | 68404    | 33715       | 225    | 17651 | 20945   | 110194  | 318080 | 581483 | 19771     | 4941      | 24712  | 606195 |             |
| 1977 | 28861      | 55084    | 24444       | 535    | 13865 | 8158    | 97198   | 267071 | 495216 | 11038     | 7813      | 18851  | 514067 |             |
| 1978 | 4955       | 32429    | 8924        | 1340   | 10124 | 17470   | 100449  | 123241 | 298932 | 502       | 11164     | 11666  | 310598 |             |
| 1979 | 14324      | 20653    | 17147       | 2753   | 5629  | 7020    | 62133   | 189101 | 318760 | 417       | 577       | 994    | 319754 |             |
| 1980 | 7181       | 35081    | 4856        | 1076   | 1700  | 13957   | 58750   | 73282  | 195883 | 485       | 0         | 485    | 196368 |             |
| 1981 | 4900       | 16644    | 6657        | 9701   | 8289  | 4796    | 21231   | 25944  | 98162  | 519       | 0         | 519    | 98681  |             |
| 1982 | 4683       | 56556    | 15794       | 3204   | 15532 | 10477   | 97911   | 33332  | 237489 | 121       | 1310      | 1431   | 238920 |             |
| 1983 | 2137       | 37650    | 2264        | 19922  | 6997  | 6876    | 97665   | 14115  | 187626 | 26709     | 1288      | 27997  | 215623 |             |
| 1984 | 3048       | 32968    | 7403        | 9350   | 5542  | 5822    | 50802   | 17010  | 131945 | 26378     | 13380     | 39758  | 171703 |             |
| 1985 | 5452       | 27510    | 8062        | 39653  | 1097  | 14389   | 104567  | 65428  | 266158 | 21566     | 7031      | 28597  | 294755 |             |
| 1986 | 2132       | 19608    | 7013        | 3621   | 6260  | 30075   | 314680  | 139110 | 522499 | 40587     | 3656      | 44243  | 566742 |             |
| 1987 | 2269       | 6296     | 8200        | 710    | 1964  | 172058  | 294123  | 251351 | 736971 | 2816      | 6989      | 9805   | 746776 |             |
| 1988 | 1135       | 1748     | 2175        | 0      | 757   | 169093  | 180803  | 135070 | 490781 | 8126      | 618       | 8744   | 499525 |             |
| 1989 | 118        | 7747     | 3010        | 2498   | 1977  | 90066   | 173502  | 153270 | 432188 | 553451    | 52        | 553503 | 985691 |             |
| 1990 | 89         | 5438     | 100         | 30     | 421   | 24783   | 143628  | 55766  | 230255 | 5447      | 1182      | 6629   | 236884 |             |

Table C.3. (Cont'd)

| Year | Finfish    |          |             |        |       |         |         | Shellfish |         |           | Grand Total |       |         |
|------|------------|----------|-------------|--------|-------|---------|---------|-----------|---------|-----------|-------------|-------|---------|
|      | Black drum | Flounder | Sheeps-head | Mullet | Cobia | Grouper | Snapper | Other     | Total   | Blue crab |             | Other | Total   |
| 1991 | 626        | 7704     | 427         | 10232  | 500   | 19343   | 112694  | 16350     | 167876  | 806       | 2251        | 3057  | 170933  |
| 1992 | 9597       | 10392    | 40          | 6953   | 5484  | 56931   | 564899  | 486978    | 1141274 | 119       | 3594        | 3713  | 1144987 |
| 1993 | 0          | 5462     | 46          | 16479  | 9107  | 97174   | 817325  | 390866    | 1336459 | 34        | 886         | 920   | 1337379 |
| 1994 | 2          | 9619     | 109         | 660    | 5630  | 57095   | 588181  | 435076    | 1096372 | 927       | 375         | 1302  | 1097674 |
| 1995 | 281        | 13792    | 313         | 768    | 4800  | 68942   | 661761  | 800100    | 1550757 | 261       | 3476        | 3737  | 1554494 |
| 1996 | 561        | 6794     | 243         | 758    | 7549  | 28444   | 1059008 | 763002    | 1866359 | 2490      | 2007        | 4497  | 1870856 |
| 1997 | 0          | 2776     | 0           | 123    | 6121  | 30221   | 1415222 | 758195    | 2212658 | 0         | 2275        | 2275  | 2214933 |

Table C.4. Ex-vessel value (\$) of each species, except shrimp, landed commercially from the Gulf of Mexico grid zone 18.0 during 1972-1997.

| Year | Finfish    |          |             |        |       |         |         | Shellfish |         |           | Grand Total |        |         |
|------|------------|----------|-------------|--------|-------|---------|---------|-----------|---------|-----------|-------------|--------|---------|
|      | Black drum | Flounder | Sheeps-head | Mullet | Cobia | Grouper | Snapper | Other     | Total   | Blue crab |             | Other  | Total   |
| 1972 | 2883       | 29901    | 4890        | 467    | 2287  | 2221    | 67045   | 55107     | 164802  | 1141      | 348         | 1489   | 166291  |
| 1973 | 2384       | 29202    | 3679        | 559    | 2235  | 3313    | 56653   | 169304    | 267329  | 13404     | 138         | 13542  | 280871  |
| 1974 | 1212       | 28669    | 4724        | 2133   | 2154  | 3231    | 96378   | 73427     | 211927  | 3455      | 1672        | 5127   | 217054  |
| 1975 | 1431       | 24339    | 3440        | 102    | 3506  | 3810    | 75135   | 105837    | 217599  | 4366      | 771         | 5137   | 222736  |
| 1976 | 2162       | 31275    | 5232        | 36     | 3621  | 4102    | 87926   | 107462    | 241817  | 2566      | 1291        | 3858   | 245675  |
| 1977 | 6143       | 28294    | 4440        | 120    | 3485  | 1908    | 85615   | 99989     | 229994  | 2199      | 2219        | 4417   | 234411  |
| 1978 | 1096       | 18076    | 1413        | 536    | 3379  | 4369    | 94225   | 41957     | 165051  | 91        | 3189        | 3280   | 168331  |
| 1979 | 5221       | 13944    | 3082        | 445    | 2361  | 2838    | 74382   | 97241     | 199514  | 146       | 179         | 325    | 199839  |
| 1980 | 1630       | 24686    | 1057        | 164    | 881   | 5504    | 78031   | 53889     | 165842  | 118       | 0           | 118    | 165959  |
| 1981 | 1044       | 11550    | 1324        | 1233   | 4354  | 2536    | 28410   | 14844     | 65297   | 208       | 0           | 208    | 65505   |
| 1982 | 1905       | 48193    | 4289        | 486    | 9066  | 5367    | 168972  | 7810      | 246088  | 48        | 558         | 606    | 246694  |
| 1983 | 885        | 23658    | 619         | 3224   | 4925  | 4178    | 144161  | 3676      | 185325  | 7188      | 501         | 7689   | 193014  |
| 1984 | 1099       | 22016    | 1698        | 1183   | 3384  | 4279    | 85622   | 8353      | 127634  | 6616      | 4769        | 11385  | 139020  |
| 1985 | 3281       | 24838    | 1892        | 5387   | 642   | 10605   | 183406  | 45492     | 275544  | 5848      | 3678        | 9526   | 285070  |
| 1986 | 1144       | 15162    | 2042        | 573    | 4173  | 38887   | 567374  | 195470    | 824824  | 12806     | 1708        | 14514  | 839339  |
| 1987 | 692        | 6035     | 2703        | 113    | 1533  | 231745  | 560635  | 471118    | 1274573 | 938       | 2792        | 3729   | 1278303 |
| 1988 | 431        | 2311     | 774         | 0      | 578   | 285690  | 401660  | 116484    | 807929  | 3824      | 210         | 4033   | 811962  |
| 1989 | 56         | 8808     | 753         | 345    | 1682  | 149580  | 398581  | 163551    | 723355  | 262008    | 24          | 262032 | 985387  |
| 1990 | 29         | 5364     | 32          | 12     | 426   | 42436   | 302494  | 51377     | 402170  | 3125      | 430         | 3556   | 405726  |



Table C.4. (Cont'd)

| Year | Finfish    |          |             |        |       |         |         |        |         |           | Shellfish |       |         | Grand Total |
|------|------------|----------|-------------|--------|-------|---------|---------|--------|---------|-----------|-----------|-------|---------|-------------|
|      | Black drum | Flounder | Sheeps-head | Mullet | Cobia | Grouper | Snapper | Other  | Total   | Blue crab | Other     | Total |         |             |
| 1991 | 350        | 7806     | 190         | 1702   | 632   | 33158   | 236556  | 15112  | 295506  | 370       | 768       | 1139  | 296644  |             |
| 1992 | 5592       | 11789    | 10          | 626    | 5239  | 90932   | 985115  | 614710 | 1714014 | 34        | 1872      | 1907  | 1715920 |             |
| 1993 | 0          | 5745     | 23          | 1895   | 8475  | 163521  | 1494430 | 362399 | 2036489 | 17        | 578       | 595   | 2037083 |             |
| 1994 | 1          | 12116    | 32          | 660    | 5391  | 104107  | 1143081 | 536273 | 1801661 | 388       | 287       | 675   | 1802336 |             |
| 1995 | 272        | 26774    | 88          | 469    | 5301  | 124396  | 1233702 | 920394 | 2311397 | 99        | 1783      | 1881  | 2313278 |             |
| 1996 | 407        | 8095     | 36          | 568    | 8595  | 55302   | 1979114 | 903815 | 2955933 | 390       | 1394      | 1785  | 2957717 |             |
| 1997 | 0          | 3195     | 0           | 64     | 5496  | 56231   | 2303393 | 923014 | 3291393 | 0         | 996       | 996   | 3292389 |             |

Table C.5. Weight (lb) of each species, except shrimp, landed commercially from the Gulf of Mexico grid zone 19.0 during 1972-1997.

| Year | Finfish    |          |             |        |       |         |         |        |        |           | Shellfish |       |        | Grand Total |
|------|------------|----------|-------------|--------|-------|---------|---------|--------|--------|-----------|-----------|-------|--------|-------------|
|      | Black drum | Flounder | Sheeps-head | Mullet | Cobia | Grouper | Snapper | Other  | Total  | Blue crab | Other     | Total |        |             |
|      | 1972       | 10274    | 99502       | 8240   | 3000  | 4089    | 10048   | 239890 | 100327 | 475370    | 0         | 199   | 199    |             |
| 1973 | 22703      | 93619    | 9973        | 38274  | 519   | 23865   | 206663  | 295491 | 691107 | 0         | 1555      | 1555  | 692662 |             |
| 1974 | 13966      | 101183   | 5185        | 15966  | 7491  | 13826   | 173127  | 263607 | 594351 | 156       | 344       | 500   | 594851 |             |
| 1975 | 4686       | 89944    | 4378        | 1566   | 7487  | 12549   | 134793  | 138587 | 393990 | 0         | 555       | 555   | 394545 |             |
| 1976 | 21860      | 65359    | 7678        | 17424  | 8741  | 15340   | 134083  | 92422  | 362907 | 0         | 1133      | 1133  | 364040 |             |
| 1977 | 10039      | 33124    | 1953        | 239    | 4142  | 3538    | 57780   | 24557  | 135372 | 137       | 532       | 669   | 136041 |             |
| 1978 | 4464       | 6646     | 663         | 577    | 3236  | 10972   | 69671   | 7143   | 103372 | 0         | 50        | 50    | 103422 |             |
| 1979 | 8555       | 1208     | 1969        | 26066  | 2045  | 2698    | 41243   | 55955  | 139739 | 0         | 0         | 0     | 139739 |             |
| 1980 | 591        | 2265     | 1700        | 3330   | 540   | 5214    | 70449   | 17191  | 101280 | 0         | 0         | 0     | 101280 |             |
| 1981 | 1356       | 609      | 102         | 0      | 5414  | 10848   | 49586   | 13852  | 81767  | 0         | 0         | 0     | 81767  |             |
| 1982 | 470        | 19412    | 848         | 0      | 8578  | 29583   | 153504  | 9057   | 221452 | 0         | 0         | 0     | 221452 |             |
| 1983 | 3042       | 25268    | 691         | 72     | 10200 | 22364   | 81760   | 20768  | 164165 | 2611      | 2128      | 4739  | 168904 |             |
| 1984 | 1204       | 24865    | 403         | 420    | 6374  | 13258   | 134083  | 68331  | 248938 | 0         | 4151      | 4151  | 253089 |             |
| 1985 | 2544       | 17593    | 772         | 0      | 2861  | 117476  | 116553  | 162669 | 420468 | 7216      | 4725      | 11941 | 432409 |             |
| 1986 | 893        | 4375     | 118         | 0      | 1263  | 40971   | 80065   | 122677 | 250362 | 6000      | 2816      | 8816  | 259178 |             |
| 1987 | 1297       | 24006    | 43          | 0      | 4561  | 14571   | 44147   | 37504  | 126129 | 14409     | 1767      | 16176 | 142305 |             |
| 1988 | 3307       | 28861    | 1035        | 671    | 2470  | 148631  | 185730  | 147817 | 518522 | 43563     | 3250      | 46813 | 565335 |             |
| 1989 | 2022       | 30440    | 982         | 202    | 5724  | 101148  | 116428  | 93976  | 350922 | 1857      | 3636      | 5493  | 356415 |             |
| 1990 | 4676       | 38353    | 1007        | 132    | 6060  | 39625   | 118803  | 49594  | 258250 | 283       | 5270      | 5553  | 263803 |             |

Table C.5. (Cont'd)

| Year | Finfish    |          |             |        |       |         |         | Shellfish |        |           | Grand Total |       |        |
|------|------------|----------|-------------|--------|-------|---------|---------|-----------|--------|-----------|-------------|-------|--------|
|      | Black drum | Flounder | Sheeps-head | Mullet | Cobia | Grouper | Snapper | Other     | Total  | Blue crab |             | Other | Total  |
| 1991 | 259        | 26121    | 619         | 70     | 5907  | 28902   | 71473   | 27858     | 161209 | 0         | 2067        | 2067  | 163276 |
| 1992 | 5235       | 25223    | 184         | 0      | 1266  | 26176   | 126496  | 24842     | 209422 | 0         | 5096        | 5096  | 214518 |
| 1993 | 89         | 12143    | 531         | 511    | 141   | 16841   | 205248  | 7253      | 242757 | 400       | 1673        | 2073  | 244830 |
| 1994 | 0          | 1647     | 0           | 47     | 0     | 4403    | 106057  | 5108      | 117262 | 0         | 2484        | 2484  | 119746 |
| 1995 | 1941       | 641      | 1073        | 0      | 48    | 16925   | 201539  | 15770     | 237937 | 828       | 371         | 1199  | 239136 |
| 1996 | 7876       | 945      | 0           | 95     | 63    | 16445   | 294831  | 23096     | 343351 | 621       | 949         | 1570  | 344921 |
| 1997 | 0          | 1279     | 2865        | 30     | 60    | 21907   | 352152  | 15134     | 393427 | 21707     | 813         | 22520 | 415947 |

Table C.6. Ex-vessel value (\$) of each species, except shrimp, landed commercially from the Gulf of Mexico grid zone 19.0 during 1972-1997.

| Year | Finfish    |          |             |        |       |         |         | Shellfish |        |           | Grand Total |       |        |
|------|------------|----------|-------------|--------|-------|---------|---------|-----------|--------|-----------|-------------|-------|--------|
|      | Black drum | Flounder | Sheeps-head | Mullet | Cobia | Grouper | Snapper | Other     | Total  | Blue crab |             | Other | Total  |
| 1972 | 1234       | 27494    | 942         | 150    | 342   | 1353    | 107237  | 25353     | 164105 | 0         | 31          | 31    | 164136 |
| 1973 | 2899       | 25653    | 1219        | 2108   | 69    | 4093    | 111256  | 65614     | 212912 | 0         | 191         | 191   | 213103 |
| 1974 | 1907       | 28099    | 515         | 1073   | 837   | 1693    | 93218   | 55482     | 182824 | 19        | 69          | 88    | 182911 |
| 1975 | 737        | 29590    | 537         | 111    | 1192  | 2054    | 74542   | 26981     | 135744 | 0         | 97          | 97    | 135841 |
| 1976 | 4560       | 19055    | 1000        | 1415   | 1323  | 3588    | 82462   | 23571     | 136974 | 0         | 308         | 308   | 137282 |
| 1977 | 1951       | 16541    | 340         | 26     | 981   | 1070    | 39625   | 11471     | 72005  | 29        | 113         | 142   | 72146  |
| 1978 | 1022       | 3452     | 33          | 76     | 922   | 2174    | 63696   | 3894      | 75269  | 0         | 13          | 13    | 75282  |
| 1979 | 2993       | 658      | 289         | 2002   | 461   | 745     | 43731   | 39865     | 90743  | 0         | 0           | 0     | 90743  |
| 1980 | 380        | 1999     | 243         | 500    | 260   | 2418    | 114452  | 13087     | 133339 | 0         | 0           | 0     | 133339 |
| 1981 | 285        | 563      | 34          | 0      | 2928  | 5182    | 74469   | 15523     | 98984  | 0         | 0           | 0     | 98984  |
| 1982 | 94         | 18459    | 186         | 0      | 4020  | 17093   | 271640  | 5576      | 317069 | 0         | 0           | 0     | 317069 |
| 1983 | 1654       | 18931    | 88          | 18     | 5267  | 22820   | 119929  | 6230      | 174938 | 640       | 1009        | 1649  | 176587 |
| 1984 | 663        | 17432    | 96          | 188    | 4835  | 11957   | 242155  | 22956     | 300282 | 0         | 2854        | 2854  | 303136 |
| 1985 | 894        | 13455    | 61          | 0      | 1674  | 105342  | 220532  | 131010    | 472968 | 1798      | 4069        | 5868  | 478835 |
| 1986 | 424        | 3717     | 41          | 0      | 805   | 34532   | 137600  | 221636    | 398756 | 2050      | 769         | 2819  | 401575 |
| 1987 | 708        | 21501    | 12          | 0      | 2872  | 15590   | 67449   | 20603     | 128735 | 3602      | 511         | 4114  | 132849 |
| 1988 | 4634       | 25786    | 249         | 186    | 1803  | 202085  | 343854  | 129605    | 708202 | 12981     | 857         | 13838 | 722040 |
| 1989 | 1564       | 36508    | 255         | 30     | 5070  | 132304  | 231038  | 78388     | 485158 | 1102      | 1620        | 2722  | 487880 |
| 1990 | 3296       | 41142    | 258         | 130    | 5931  | 57751   | 221072  | 34204     | 363783 | 57        | 1724        | 1781  | 365564 |

Table C.6. (Cont'd)

| Year | Finfish    |          |             |        |       |         |         | Shellfish |        |           | Grand Total |       |        |
|------|------------|----------|-------------|--------|-------|---------|---------|-----------|--------|-----------|-------------|-------|--------|
|      | Black drum | Flounder | Sheeps-head | Mullet | Cobia | Grouper | Snapper | Other     | Total  | Blue crab |             | Other | Total  |
| 1991 | 114        | 33606    | 168         | 52     | 5443  | 44125   | 132247  | 17641     | 233396 | 0         | 996         | 996   | 234392 |
| 1992 | 3186       | 29714    | 63          | 0      | 1061  | 51822   | 250435  | 18184     | 354466 | 0         | 2482        | 2482  | 356948 |
| 1993 | 76         | 16616    | 251         | 256    | 121   | 35098   | 417318  | 6197      | 475932 | 140       | 1019        | 1159  | 477091 |
| 1994 | 0          | 2414     | 0           | 98     | 0     | 6820    | 201974  | 3952      | 215257 | 0         | 1695        | 1695  | 216953 |
| 1995 | 2082       | 815      | 612         | 0      | 86    | 32672   | 403733  | 15141     | 455141 | 348       | 361         | 709   | 455849 |
| 1996 | 8979       | 1658     | 0           | 44     | 110   | 33756   | 610685  | 21684     | 676916 | 496       | 779         | 1275  | 678191 |
| 1997 | 0          | 2249     | 4412        | 15     | 90    | 43170   | 692937  | 14133     | 757008 | 12096     | 538         | 12634 | 769641 |

Table C.7. Weight (lb) of each species, except shrimp, landed commercially from the Gulf of Mexico grid zone 20.0 during 1972-1997.

| Year | Finfish    |          |             |        |       |          |         | Shellfish |        |           | Grand Total |       |        |
|------|------------|----------|-------------|--------|-------|----------|---------|-----------|--------|-----------|-------------|-------|--------|
|      | Black drum | Flounder | Sheeps-head | Mullet | Cobia | Grouper  | Snapper | Other     | Total  | Blue crab |             | Other | Total  |
| 1972 | 1260       | 4088     | 0           | 1600   | 106   | 2910     | 22671   | 48062     | 80697  | 0         | 0           | 0     | 80697  |
| 1973 | 4635       | 2815     | 0           | 2500   | 381   | 150      | 3083    | 19354     | 32918  | 0         | 0           | 0     | 32918  |
| 1974 | 4749       | 2050     | 72          | 4500   | 0     | 0        | 348     | 37558     | 49277  | 0         | 0           | 0     | 49277  |
| 1975 | 1086       | 1545     | 50          | 4800   | 0     | 0        | 81      | 40951     | 48513  | 0         | 0           | 0     | 48513  |
| 1976 | 0          | 0        | 0           | 0      | 0     | 0        | 0       | 0         | 0      | 0         | 0           | 0     | 0      |
| 1977 | 116        | 298      | 0           | 100    | 0     | 0        | 0       | 337       | 851    | 0         | 0           | 0     | 851    |
| 1978 | 0          | 0        | 0           | 0      | 0     | 0        | 0       | 0         | 0      | 0         | 0           | 0     | 0      |
| 1979 | 0          | 0        | 0           | 0      | 0     | 0        | 0       | 0         | 0      | 0         | 0           | 0     | 0      |
| 1980 | 0          | 0        | 0           | 0      | 0     | 0        | 0       | 0         | 0      | 0         | 0           | 0     | 0      |
| 1981 | 0          | 0        | 0           | 0      | 0     | 0        | 0       | 0         | 0      | 0         | 0           | 0     | 0      |
| 1982 | 1136       | 403      | 0           | 0      | 0     | 0        | 616     | 0         | 2155   | 0         | 0           | 0     | 2155   |
| 1983 | 0          | 0        | 0           | 0      | 0     | 0        | 0       | 0         | 0      | 0         | 0           | 0     | 0      |
| 1984 | 4603       | 13843    | 2577        | 0      | 745   | 5680     | 76541   | 4926      | 108915 | 0         | 1450        | 1450  | 110365 |
| 1985 | 1510       | 7738     | 16764       | 3000   | 2091  | 77469    | 157944  | 43788     | 310304 | 0         | 3409        | 3409  | 313713 |
| 1986 | 7818       | 21322    | 7817        | 0      | 3305  | 89987    | 218273  | 173169    | 521691 | 0         | 2206        | 2206  | 523897 |
| 1987 | 24882      | 6378     | 7611        | 0      | 849   | 41108    | 160789  | 51453     | 293070 | 320       | 1999        | 2319  | 295389 |
| 1988 | 33071      | 14234    | 5092        | 531    | 2802  | 80766    | 110049  | 183687    | 430232 | 500       | 5473        | 5973  | 436205 |
| 1989 | 1442       | 7109     | 39          | 23011  | 4093  | 63306... | 66975   | 72259     | 238234 | 422       | 443         | 865   | 239099 |
| 1990 | 140        | 3337     | 800         | 71     | 2817  | 67867    | 71069   | 118868    | 264969 | 46        | 0           | 46    | 265015 |

Table C.7. (Cont'd)

| Year | Finfish    |          |             |        |       |         |         |        |        |           | Shellfish |       |        | Grand Total |
|------|------------|----------|-------------|--------|-------|---------|---------|--------|--------|-----------|-----------|-------|--------|-------------|
|      | Black drum | Flounder | Sheeps-head | Mullet | Cobia | Grouper | Snapper | Other  | Total  | Blue crab | Other     | Total |        |             |
| 1991 | 6          | 4827     | 133         | 597    | 1377  | 69234   | 69603   | 37996  | 183773 | 0         | 0         | 0     | 183773 |             |
| 1992 | 0          | 170      | 294         | 38     | 107   | 51268   | 132179  | 43865  | 227921 | 0         | 781       | 781   | 228702 |             |
| 1993 | 32         | 4509     | 179         | 1968   | 507   | 65170   | 123219  | 44176  | 239760 | 0         | 856       | 856   | 240616 |             |
| 1994 | 1928       | 0        | 708         | 475    | 545   | 56025   | 130366  | 50533  | 240580 | 794       | 30        | 824   | 241404 |             |
| 1995 | 0          | 5307     | 0           | 0      | 749   | 76164   | 145321  | 162870 | 390411 | 182       | 65        | 247   | 390658 |             |
| 1996 | 9342       | 5544     | 601         | 145    | 1100  | 23695   | 114484  | 113166 | 268077 | 0         | 382       | 382   | 268459 |             |
| 1997 | 0          | 0        | 0           | 107    | 190   | 27121   | 58915   | 157560 | 243893 | 0         | 100       | 100   | 243993 |             |

Table C.8. Ex-vessel value (\$) of each species, except shrimp, landed commercially from the Gulf of Mexico grid zone 20.0 during 1972-1997.

| Year | Finfish    |          |             |        |       |         |         | Shellfish |        |           | Grand Total |       |        |
|------|------------|----------|-------------|--------|-------|---------|---------|-----------|--------|-----------|-------------|-------|--------|
|      | Black drum | Flounder | Sheeps-head | Mullet | Cobia | Grouper | Snapper | Other     | Total  | Blue crab |             | Other | Total  |
| 1972 | 132        | 950      | 0           | 64     | 16    | 90      | 10661   | 13060     | 24974  | 0         | 0           | 0     | 24974  |
| 1973 | 993        | 792      | 0           | 125    | 72    | 23      | 1397    | 4723      | 8124   | 0         | 0           | 0     | 8124   |
| 1974 | 613        | 638      | 4           | 225    | 0     | 0       | 139     | 11486     | 13105  | 0         | 0           | 0     | 13105  |
| 1975 | 153        | 475      | 3           | 480    | 0     | 0       | 32      | 8665      | 9808   | 0         | 0           | 0     | 9808   |
| 1976 | 0          | 0        | 0           | 0      | 0     | 0       | 0       | 0         | 0      | 0         | 0           | 0     | 0      |
| 1977 | 35         | 149      | 0           | 5      | 0     | 0       | 0       | 172       | 361    | 0         | 0           | 0     | 361    |
| 1978 | 0          | 0        | 0           | 0      | 0     | 0       | 0       | 0         | 0      | 0         | 0           | 0     | 0      |
| 1979 | 0          | 0        | 0           | 0      | 0     | 0       | 0       | 0         | 0      | 0         | 0           | 0     | 0      |
| 1980 | 0          | 0        | 0           | 0      | 0     | 0       | 0       | 0         | 0      | 0         | 0           | 0     | 0      |
| 1981 | 0          | 0        | 0           | 0      | 0     | 0       | 0       | 0         | 0      | 0         | 0           | 0     | 0      |
| 1982 | 682        | 383      | 0           | 0      | 0     | 0       | 1170    | 0         | 2235   | 0         | 0           | 0     | 2235   |
| 1983 | 0          | 0        | 0           | 0      | 0     | 0       | 0       | 0         | 0      | 0         | 0           | 0     | 0      |
| 1984 | 1367       | 10449    | 515         | 0      | 500   | 4960    | 143495  | 2980      | 164266 | 0         | 1352        | 1352  | 165618 |
| 1985 | 1315       | 5879     | 2762        | 300    | 1641  | 55948   | 314558  | 43686     | 426090 | 0         | 1506        | 1506  | 427597 |
| 1986 | 5002       | 18367    | 2524        | 0      | 2350  | 71091   | 438096  | 118118    | 655548 | 0         | 962         | 962   | 656511 |
| 1987 | 10320      | 5445     | 2515        | 0      | 766   | 44745   | 329887  | 39937     | 433615 | 80        | 733         | 813   | 434428 |
| 1988 | 31700      | 12853    | 2001        | 53     | 2461  | 92737   | 185404  | 158251    | 485460 | 230       | 3115        | 3345  | 488805 |
| 1989 | 1778       | 5901     | 19          | 4431   | 3886  | 90817   | 138951  | 81696     | 327478 | 278       | 324         | 602   | 328080 |
| 1990 | 184        | 4497     | 305         | 36     | 1958  | 79973   | 124095  | 168999    | 380047 | 16        | 0           | 16    | 380063 |



Table C.8. (Cont'd)

| Year | Finfish    |          |             |        |       |         |         | Shellfish |        |           | Grand Total |       |        |
|------|------------|----------|-------------|--------|-------|---------|---------|-----------|--------|-----------|-------------|-------|--------|
|      | Black drum | Flounder | Sheeps-head | Mullet | Cobia | Grouper | Snapper | Other     | Total  | Blue crab |             | Other | Total  |
| 1991 | 4          | 6565     | 81          | 339    | 1153  | 98339   | 137113  | 35032     | 278626 | 0         | 0           | 0     | 278626 |
| 1992 | 0          | 240      | 141         | 39     | 128   | 70050   | 251835  | 31103     | 353536 | 0         | 324         | 324   | 353860 |
| 1993 | 39         | 5862     | 69          | 2327   | 838   | 101502  | 254391  | 44108     | 409137 | 0         | 250         | 250   | 409387 |
| 1994 | 1995       | 0        | 468         | 1152   | 855   | 97228   | 272572  | 65245     | 439514 | 596       | 30          | 626   | 440140 |
| 1995 | 0          | 4882     | 0           | 0      | 1235  | 137994  | 269789  | 205929    | 619830 | 186       | 36          | 222   | 620052 |
| 1996 | 4361       | 10640    | 360         | 344    | 1497  | 43799   | 201421  | 61497     | 323918 | 0         | 199         | 199   | 324117 |
| 1997 | 0          | 0        | 0           | 212    | 275   | 55511   | 107637  | 121255    | 284891 | 0         | 45          | 45    | 284936 |

Table C.9. Weight (lb) of each species, except shrimp, landed commercially from the Gulf of Mexico grid zone 21.0 during 1972-1997.

| Year | Finfish    |          |             |        |       |         |         |        |        |           | Shellfish |       |        | Grand Total |
|------|------------|----------|-------------|--------|-------|---------|---------|--------|--------|-----------|-----------|-------|--------|-------------|
|      | Black drum | Flounder | Sheeps-head | Mullet | Cobia | Grouper | Snapper | Other  | Total  | Blue crab | Other     | Total |        |             |
| 1972 | 750        | 101099   | 0           | 4800   | 0     | 50936   | 726173  | 34567  | 918325 | 0         | 0         | 0     | 918325 |             |
| 1973 | 14505      | 52700    | 13524       | 1127   | 396   | 45632   | 378081  | 95020  | 600985 | 0         | 0         | 0     | 600985 |             |
| 1974 | 35640      | 103966   | 13184       | 23500  | 0     | 42735   | 364477  | 185202 | 768704 | 0         | 0         | 0     | 768704 |             |
| 1975 | 39693      | 78246    | 8220        | 5050   | 1733  | 35271   | 357973  | 345785 | 871971 | 400       | 0         | 400   | 872371 |             |
| 1976 | 55541      | 36148    | 9444        | 4000   | 401   | 35218   | 221606  | 175068 | 537426 | 0         | 2107      | 2107  | 539533 |             |
| 1977 | 17966      | 9091     | 5909        | 0      | 1775  | 9673    | 248811  | 20235  | 313460 | 0         | 179       | 179   | 313639 |             |
| 1978 | 3326       | 2856     | 1129        | 26351  | 339   | 11467   | 216627  | 38166  | 300261 | 0         | 0         | 0     | 300261 |             |
| 1979 | 3659       | 2651     | 2935        | 0      | 0     | 4582    | 108134  | 3482   | 125443 | 0         | 0         | 0     | 125443 |             |
| 1980 | 3357       | 4134     | 64          | 0      | 0     | 3335    | 101584  | 868    | 113342 | 0         | 0         | 0     | 113342 |             |
| 1981 | 7972       | 8590     | 1894        | 0      | 0     | 14194   | 94833   | 53254  | 180737 | 0         | 0         | 0     | 180737 |             |
| 1982 | 18158      | 16070    | 722         | 0      | 0     | 24708   | 117550  | 53921  | 231129 | 0         | 1855      | 1855  | 232984 |             |
| 1983 | 6563       | 8339     | 237         | 418    | 9     | 5531    | 76920   | 30259  | 128276 | 460       | 1652      | 2112  | 130388 |             |
| 1984 | 21717      | 3240     | 627         | 0      | 41    | 8130    | 184674  | 40423  | 258852 | 0         | 1765      | 1765  | 260617 |             |
| 1985 | 2408       | 12070    | 332         | 0      | 0     | 26276   | 267274  | 51042  | 359402 | 0         | 2995      | 2995  | 362397 |             |
| 1986 | 3007       | 6617     | 900         | 207    | 153   | 36698   | 197243  | 78307  | 323132 | 6356      | 703       | 7059  | 330191 |             |
| 1987 | 18446      | 2228     | 3937        | 0      | 0     | 112196  | 138835  | 58997  | 334639 | 393       | 802       | 1195  | 335834 |             |
| 1988 | 9897       | 865      | 5107        | 0      | 161   | 24439   | 294592  | 59448  | 394509 | 901       | 628       | 1529  | 396038 |             |
| 1989 | 119        | 535      | 10332       | 0      | 723   | 45496   | 209656  | 92742  | 359603 | 372       | 9945      | 10317 | 369920 |             |
| 1990 | 5033       | 2479     | 37          | 0      | 333   | 20298   | 196611  | 98951  | 323742 | 0         | 2268      | 2268  | 326010 |             |

Table C.9. (Cont'd)

| Year | Finfish    |          |             |        |       |         |         | Shellfish |        |           | Grand Total |       |        |
|------|------------|----------|-------------|--------|-------|---------|---------|-----------|--------|-----------|-------------|-------|--------|
|      | Black drum | Flounder | Sheeps-head | Mullet | Cobia | Grouper | Snapper | Other     | Total  | Blue crab |             | Other | Total  |
| 1991 | 1267       | 995      | 0           | 0      | 780   | 8729    | 98634   | 122843    | 233248 | 833       | 1876        | 2709  | 235957 |
| 1992 | 19848      | 5282     | 0           | 48     | 76    | 10947   | 193085  | 302489    | 531775 | 43        | 3082        | 3125  | 534900 |
| 1993 | 13599      | 613      | 0           | 48     | 249   | 17511   | 281952  | 311335    | 625307 | 0         | 1817        | 1817  | 627124 |
| 1994 | 52255      | 5741     | 128         | 0      | 287   | 57501   | 313182  | 338297    | 767391 | 10782     | 1750        | 12532 | 779923 |
| 1995 | 124551     | 13894    | 24          | 88     | 374   | 37744   | 230843  | 418500    | 826018 | 2225      | 2462        | 4687  | 830705 |
| 1996 | 41136      | 386      | 3           | 270    | 296   | 13534   | 208205  | 250807    | 514637 | 36697     | 1140        | 37837 | 552474 |
| 1997 | 0          | 0        | 0           | 47     | 70    | 10298   | 94455   | 325723    | 430593 | 0         | 800         | 800   | 431393 |

Table C.10. Ex-vessel value (\$) of each species, except shrimp, landed commercially from the Gulf of Mexico grid zone 21.0 during 1972-1997.

| Year | Finfish    |          |             |        |       |         |         |        |        |           | Shellfish |       |        | Grand Total |
|------|------------|----------|-------------|--------|-------|---------|---------|--------|--------|-----------|-----------|-------|--------|-------------|
|      | Black drum | Flounder | Sheeps-head | Mullet | Cobia | Grouper | Snapper | Other  | Total  | Blue crab | Other     | Total |        |             |
|      |            |          |             |        |       |         |         |        |        |           |           |       | Total  |             |
| 1972 | 75         | 19143    | 0           | 240    | 0     | 5077    | 335073  | 5712   | 365320 | 0         | 0         | 0     | 365320 |             |
| 1973 | 1443       | 11066    | 676         | 89     | 59    | 5848    | 185244  | 13345  | 217769 | 0         | 0         | 0     | 217769 |             |
| 1974 | 3836       | 22761    | 680         | 1484   | 0     | 5104    | 195479  | 21393  | 250737 | 0         | 0         | 0     | 250737 |             |
| 1975 | 3158       | 20151    | 276         | 353    | 260   | 4952    | 229369  | 41430  | 299948 | 40        | 0         | 40    | 299988 |             |
| 1976 | 8780       | 10733    | 661         | 200    | 60    | 6678    | 158657  | 25505  | 211274 | 0         | 274       | 274   | 211548 |             |
| 1977 | 2269       | 2645     | 430         | 0      | 198   | 2016    | 262670  | 2895   | 273122 | 0         | 36        | 36    | 273158 |             |
| 1978 | 597        | 1262     | 169         | 1917   | 119   | 3216    | 243851  | 14057  | 265186 | 0         | 0         | 0     | 265186 |             |
| 1979 | 549        | 1245     | 294         | 0      | 0     | 3111    | 139158  | 2780   | 147136 | 0         | 0         | 0     | 147136 |             |
| 1980 | 1018       | 2259     | 10          | 0      | 0     | 1548    | 157617  | 511    | 162962 | 0         | 0         | 0     | 162962 |             |
| 1981 | 3206       | 6910     | 189         | 0      | 0     | 6470    | 164485  | 31989  | 213250 | 0         | 0         | 0     | 213250 |             |
| 1982 | 6288       | 13171    | 143         | 0      | 0     | 20256   | 227405  | 12793  | 280056 | 0         | 390       | 390   | 280446 |             |
| 1983 | 3038       | 6375     | 39          | 60     | 9     | 4867    | 110355  | 7248   | 131991 | 245       | 409       | 654   | 132646 |             |
| 1984 | 6111       | 2420     | 103         | 0      | 29    | 5940    | 335987  | 15555  | 366145 | 0         | 523       | 523   | 366668 |             |
| 1985 | 693        | 11409    | 53          | 0      | 0     | 19723   | 490787  | 25120  | 547785 | 0         | 620       | 620   | 548405 |             |
| 1986 | 1135       | 5348     | 142         | 315    | 134   | 35336   | 358482  | 57063  | 458155 | 2161      | 247       | 2408  | 460562 |             |
| 1987 | 17835      | 2122     | 1267        | 0      | 0     | 152766  | 236786  | 62723  | 473499 | 134       | 660       | 794   | 474293 |             |
| 1988 | 7176       | 1014     | 1040        | 0      | 156   | 21283   | 561805  | 90271  | 682744 | 937       | 241       | 1179  | 683923 |             |
| 1989 | 79         | 772      | 2066        | 0      | 552   | 43367   | 369200  | 108598 | 524634 | 376       | 1543      | 1919  | 526553 |             |
| 1990 | 2215       | 1882     | 6           | 0      | 195   | 17849   | 301704  | 128674 | 452524 | 0         | 1875      | 1875  | 454400 |             |

Table C.10. (Cont'd)

| Year | Finfish    |          |             |        |       |         |         |        |         |           | Shellfish |       |         | Grand Total |
|------|------------|----------|-------------|--------|-------|---------|---------|--------|---------|-----------|-----------|-------|---------|-------------|
|      | Black drum | Flounder | Sheeps-head | Mullet | Cobia | Grouper | Snapper | Other  | Total   | Blue crab | Other     | Total |         |             |
| 1991 | 1536       | 1209     | 0           | 0      | 508   | 7299    | 145065  | 244239 | 399855  | 333       | 503       | 837   | 400692  |             |
| 1992 | 14114      | 4496     | 0           | 60     | 58    | 11240   | 213242  | 624180 | 867391  | 8         | 1836      | 1844  | 869235  |             |
| 1993 | 11516      | 1004     | 0           | 60     | 240   | 22385   | 487393  | 688797 | 1211395 | 0         | 1085      | 1085  | 1212480 |             |
| 1994 | 35433      | 8138     | 46          | 0      | 353   | 97691   | 635843  | 452529 | 1230034 | 7523      | 667       | 8190  | 1238224 |             |
| 1995 | 104237     | 29327    | 11          | 88     | 501   | 60055   | 507716  | 669773 | 1371706 | 2225      | 1230      | 3455  | 1375161 |             |
| 1996 | 31386      | 821      | 1           | 308    | 337   | 23586   | 369812  | 552699 | 978949  | 23033     | 702       | 23735 | 1002683 |             |
| 1997 | 0          | 0        | 0           | 76     | 84    | 17523   | 172018  | 735802 | 925503  | 0         | 550       | 550   | 926053  |             |

**Appendix D. Monthly commercial finfish and shellfish landings (lb) and ex-vessel value (\$) by bay system for Texas bays during 1997.**

Table D.1. Weight (lb) of each species landed commercially from the Sabine Lake system during 1997.

| Species                | Jan   | Feb   | March | April | May    | June   | July   | Aug    | Sept   | Oct   | Nov   | Dec  | Total   |
|------------------------|-------|-------|-------|-------|--------|--------|--------|--------|--------|-------|-------|------|---------|
| <b>FINFISH</b>         |       |       |       |       |        |        |        |        |        |       |       |      |         |
| Black drum             | 700   | 0     | 0     | 0     | 0      | 0      | 0      | 0      | 0      | 0     | 0     | 0    | 700     |
| Flounder, unclassified | 0     | 0     | 0     | 0     | 41     | 0      | 24     | 0      | 0      | 0     | 0     | 0    | 65      |
| Herring, unclassified  | 0     | 0     | 0     | 0     | 0      | 0      | 0      | 100    | 0      | 0     | 0     | 0    | 100     |
| Killifish              | 78    | 134   | 80    | 256   | 557    | 1067   | 487    | 214    | 234    | 286   | 220   | 35   | 3648    |
| Mullet, unclassified   | 0     | 0     | 0     | 4     | 26     | 50     | 0      | 16     | 0      | 7     | 12    | 7    | 122     |
| Seatrout, sand         | 0     | 0     | 0     | 0     | 0      | 0      | 0      | 0      | 96     | 78    | 0     | 0    | 174     |
| Total finfish          | 778   | 134   | 80    | 260   | 624    | 1117   | 511    | 330    | 330    | 371   | 232   | 42   | 4809    |
| <b>SHELLFISH</b>       |       |       |       |       |        |        |        |        |        |       |       |      |         |
| Shrimp (heads on)      | 0     | 0     | 0     | 0     | 0      | 921    | 0      | 0      | 0      | 0     | 0     | 0    | 921     |
| Shrimp, brown          | 0     | 0     | 0     | 0     | 0      | 921    | 0      | 0      | 0      | 0     | 0     | 0    | 921     |
| Total shrimp           |       |       |       |       |        |        |        |        |        |       |       |      |         |
| Crab, blue             | 11383 | 17182 | 18224 | 52026 | 307153 | 445523 | 304779 | 283667 | 118565 | 65665 | 41530 | 5161 | 1670858 |
| Total shellfish        | 11383 | 17182 | 18224 | 52026 | 307153 | 446444 | 304779 | 283667 | 118565 | 65665 | 41530 | 5161 | 1671779 |
| Grand Total            | 12161 | 17316 | 18304 | 52286 | 307777 | 447561 | 305290 | 283997 | 118895 | 66036 | 41762 | 5203 | 1676588 |

Table D.2. Ex-vessel value (\$) of each species landed commercially from the Sabine Lake system during 1997.

| Species                | Jan   | Feb   | March | April | May    | June   | July   | Aug    | Sept  | Oct   | Nov   | Dec  | Total   |
|------------------------|-------|-------|-------|-------|--------|--------|--------|--------|-------|-------|-------|------|---------|
| <b>FINFISH</b>         |       |       |       |       |        |        |        |        |       |       |       |      |         |
| Black drum             | 490   | 0     | 0     | 0     | 0      | 0      | 0      | 0      | 0     | 0     | 0     | 0    | 490     |
| Flounder, unclassified | 0     | 0     | 0     | 0     | 41     | 0      | 27     | 0      | 0     | 0     | 0     | 0    | 68      |
| Herring, unclassified  | 0     | 0     | 0     | 0     | 0      | 0      | 0      | 26     | 0     | 0     | 0     | 0    | 26      |
| Killifish              | 864   | 1385  | 940   | 3183  | 7077   | 13053  | 5733   | 2532   | 2883  | 3718  | 2808  | 407  | 44583   |
| Mullet, unclassified   | 0     | 0     | 0     | 16    | 13     | 99     | 0      | 62     | 0     | 35    | 47    | 27   | 299     |
| Seatrout, sand         | 0     | 0     | 0     | 0     | 0      | 0      | 0      | 0      | 48    | 39    | 0     | 0    | 87      |
| Total finfish          | 1354  | 1385  | 940   | 3199  | 7131   | 13153  | 5760   | 2620   | 2931  | 3792  | 2855  | 434  | 45553   |
| <b>SHELLFISH</b>       |       |       |       |       |        |        |        |        |       |       |       |      |         |
| Shrimp (heads on)      | 0     | 0     | 0     | 0     | 0      | 599    | 0      | 0      | 0     | 0     | 0     | 0    | 599     |
| Shrimp, brown          | 0     | 0     | 0     | 0     | 0      | 599    | 0      | 0      | 0     | 0     | 0     | 0    | 599     |
| Total shrimp           | 0     | 0     | 0     | 0     | 0      | 599    | 0      | 0      | 0     | 0     | 0     | 0    | 599     |
| Crab, blue             | 8693  | 14677 | 15973 | 39786 | 224356 | 295948 | 178552 | 146590 | 73076 | 40529 | 29380 | 4975 | 1072534 |
| Total shellfish        | 8693  | 14677 | 15973 | 39786 | 224356 | 296547 | 178552 | 146590 | 73076 | 40529 | 29380 | 4975 | 1073133 |
| Grand Total            | 10047 | 16062 | 16913 | 42984 | 231487 | 309700 | 184311 | 149210 | 76007 | 44321 | 32234 | 5409 | 1118686 |





Table D.4. Ex-vessel value (\$) of each species landed commercially from the Galveston Bay system during 1997.

| Species                | Jan     | Feb    | March  | April  | May     | June    | July    | Aug     | Sept    | Oct     | Nov     | Dec     | Total    |
|------------------------|---------|--------|--------|--------|---------|---------|---------|---------|---------|---------|---------|---------|----------|
| <b>FINFISH</b>         |         |        |        |        |         |         |         |         |         |         |         |         |          |
| Atlantic croaker       | 0       | 0      | 5      | 92     | 1353    | 1793    | 6688    | 6714    | 3141    | 961     | 458     | 40      | 21245    |
| Atlantic cutlassfish   | 0       | 0      | 19     | 0      | 3724    | 3395    | 130     | 0       | 68      | 0       | 2       | 0       | 7337     |
| Black drum             | 1759    | 2699   | 55     | 174    | 124     | 1355    | 490     | 430     | 520     | 1513    | 161     | 1254    | 10534    |
| Flounder, unclassified | 7       | 57     | 196    | 528    | 1763    | 1750    | 2666    | 1411    | 2360    | 3849    | 12568   | 2007    | 29161    |
| Gar, unclassified      | 0       | 441    | 0      | 0      | 0       | 0       | 0       | 0       | 0       | 0       | 0       | 0       | 441      |
| Herring, unclassified  | 30      | 0      | 0      | 109    | 36      | 348     | 4083    | 4280    | 2636    | 3844    | 13      | 0       | 15378    |
| Killifish              | 587     | 675    | 713    | 720    | 1940    | 2438    | 2200    | 1143    | 1850    | 2828    | 1570    | 487     | 17150    |
| Kingfish, unclassified | 0       | 3      | 42     | 117    | 85      | 0       | 24      | 155     | 150     | 110     | 13      | 7       | 705      |
| Mullet, unclassified   | 446     | 104    | 1739   | 1327   | 1969    | 4238    | 1977    | 2576    | 4008    | 1735    | 3872    | 1509    | 25499    |
| Seatrout, sand         | 0       | 0      | 0      | 0      | 5       | 10      | 7       | 30      | 0       | 0       | 0       | 0       | 52       |
| Sheepshead             | 0       | 4      | 73     | 495    | 1035    | 754     | 326     | 691     | 714     | 1170    | 415     | 266     | 5943     |
| Unclassified food      | 0       | 22     | 14     | 157    | 76      | 1039    | 203     | 119     | 35      | 520     | 934     | 170     | 3288     |
| Unclassified scrap     | 54      | 261    | 312    | 371    | 1607    | 317     | 723     | 872     | 1210    | 1       | 0       | 569     | 6296     |
| Total finfish          | 2884    | 4264   | 3166   | 4088   | 13717   | 17436   | 19516   | 18420   | 16691   | 16530   | 20006   | 6309    | 143029   |
| <b>SHELLFISH</b>       |         |        |        |        |         |         |         |         |         |         |         |         |          |
| Shrimp (heads on)      | 767     | 11393  | 5005   | 68554  | 466111  | 1684177 | 1810060 | 122492  | 7785    | 39466   | 463     | 11787   | 4228060  |
| Shrimp, brown          | 0       | 0      | 1143   | 0      | 0       | 0       | 0       | 0       | 0       | 0       | 0       | 0       | 1143     |
| Shrimp, pink           | 5639    | 1896   | 18551  | 66192  | 176854  | 51869   | 135674  | 2871923 | 2882929 | 2172847 | 438372  | 67909   | 8890655  |
| Shrimp, white          | 6406    | 13289  | 24699  | 134746 | 642965  | 1736046 | 1945734 | 2994415 | 2890714 | 2212313 | 438835  | 79696   | 13119858 |
| Total shrimp           | 15897   | 18350  | 39905  | 136200 | 212370  | 245067  | 128126  | 146935  | 112606  | 94577   | 51920   | 30012   | 1231965  |
| Crab, blue             | 141     | 168    | 0      | 773    | 249     | 240     | 973     | 1535    | 183     | 72      | 1387    | 1347    | 7068     |
| Crab, stone            | 1225952 | 682654 | 550130 | 493760 | 296163  | 525524  | 568890  | 547329  | 243594  | 427224  | 1929382 | 1296509 | 8787110  |
| Oyster, Eastern        | 0       | 0      | 0      | 0      | 0       | 927     | 1800    | 0       | 0       | 0       | 0       | 0       | 2727     |
| Rangia, Atlantic       | 24      | 50     | 374    | 479    | 510     | 769     | 1094    | 1357    | 2330    | 774     | 1007    | 85      | 8853     |
| Squid, unclassified    | 1248420 | 714511 | 615108 | 765958 | 1152257 | 2508573 | 2646617 | 3691571 | 3249427 | 2734959 | 2422531 | 1407649 | 23157581 |
| Total shellfish        | 1251304 | 718775 | 618273 | 770047 | 1165974 | 2526010 | 2666133 | 3709991 | 3266118 | 2751490 | 2442537 | 1413958 | 23300610 |



Table D.6. Ex-vessel value (\$) of each species landed commercially from the Matagorda Bay system during 1997.

| Species                | Jan    | Feb   | March | April  | May    | June    | July   | Aug     | Sept    | Oct     | Nov    | Dec    | Total    |
|------------------------|--------|-------|-------|--------|--------|---------|--------|---------|---------|---------|--------|--------|----------|
| <b>FINFISH</b>         |        |       |       |        |        |         |        |         |         |         |        |        |          |
| Alligator gar          | 0      | 0     | 53    | 0      | 0      | 0       | 0      | 0       | 0       | 0       | 0      | 0      | 53       |
| Atlantic croaker       | 0      | 0     | 0     | 0      | 1270   | 5911    | 8847   | 10083   | 0       | 0       | 0      | 0      | 26112    |
| Atlantic cutlassfish   | 0      | 0     | 0     | 0      | 1435   | 0       | 0      | 0       | 0       | 0       | 0      | 0      | 1435     |
| Black drum             | 290    | 160   | 143   | 0      | 0      | 0       | 116    | 0       | 0       | 0       | 0      | 281    | 989      |
| Flounder, unclassified | 197    | 97    | 0     | 0      | 0      | 243     | 344    | 84      | 0       | 130     | 0      | 2848   | 3942     |
| Killifish              | 0      | 0     | 0     | 0      | 0      | 0       | 25     | 0       | 0       | 0       | 0      | 0      | 25       |
| Kingfish, unclassified | 0      | 8     | 0     | 0      | 0      | 0       | 0      | 0       | 0       | 0       | 0      | 0      | 8        |
| Mullet, unclassified   | 145    | 48    | 5     | 298    | 0      | 769     | 95     | 599     | 30      | 460     | 38     | 108    | 2595     |
| Sheepshead             | 0      | 2     | 0     | 0      | 0      | 0       | 0      | 0       | 0       | 0       | 0      | 4      | 6        |
| Unclassified scrap     | 0      | 0     | 35    | 0      | 13     | 0       | 0      | 0       | 0       | 0       | 0      | 0      | 48       |
| Total finfish          | 633    | 314   | 235   | 298    | 2718   | 6922    | 9427   | 10766   | 30      | 590     | 38     | 3241   | 35213    |
| <b>SHELLFISH</b>       |        |       |       |        |        |         |        |         |         |         |        |        |          |
| Shrimp (heads on)      | 0      | 0     | 6452  | 27374  | 550633 | 1076161 | 391239 | 1294566 | 213462  | 36682   | 0      | 0      | 3596569  |
| Shrimp, brown          | 0      | 0     | 913   | 184    | 0      | 0       | 0      | 0       | 0       | 0       | 0      | 0      | 1097     |
| Shrimp, pink           | 0      | 0     | 0     | 27585  | 7000   | 6370    | 14898  | 591657  | 2392065 | 1730248 | 543829 | 13675  | 5327845  |
| Shrimp, white          | 0      | 518   | 0     | 3160   | 7547   | 0       | 0      | 0       | 0       | 0       | 0      | 0      | 10707    |
| Shrimp, Trachypenaeid  | 0      | 0     | 0     | 58303  | 565180 | 1082531 | 406137 | 1886223 | 2605527 | 1766930 | 543829 | 13675  | 8936218  |
| Total shrimp           | 0      | 518   | 7365  | 58303  | 565180 | 1082531 | 406137 | 1886223 | 2605527 | 1766930 | 543829 | 13675  | 8936218  |
| Crab, blue             | 15124  | 19531 | 20314 | 51468  | 91094  | 84752   | 68043  | 103327  | 92418   | 71827   | 54015  | 38830  | 710745   |
| Crab, stone            | 0      | 0     | 0     | 0      | 0      | 0       | 0      | 0       | 0       | 0       | 54     | 0      | 54       |
| Oyster, Eastern        | 402462 | 36528 | 17703 | 0      | 0      | 0       | 0      | 0       | 0       | 0       | 76266  | 176405 | 709364   |
| Squid, unclassified    | 0      | 70    | 38    | 0      | 125    | 85      | 177    | 284     | 23      | 93      | 65     | 35     | 993      |
| Total shellfish        | 417586 | 56647 | 45420 | 109771 | 656399 | 1167368 | 474357 | 1989833 | 2697968 | 1838850 | 674229 | 228945 | 10357373 |
| Grand Total            | 418219 | 56962 | 45655 | 110069 | 659116 | 1174290 | 483785 | 2000599 | 2697998 | 1839440 | 674267 | 232187 | 10392586 |

Table D.7. Weight (lb) of each species landed commercially from the East Matagorda Bay system during 1997.

| Species                | Jan   | Feb | March | April | May | June | July | Aug | Sept | Oct | Nov | Dec | Total |
|------------------------|-------|-----|-------|-------|-----|------|------|-----|------|-----|-----|-----|-------|
| <b>FINFISH</b>         |       |     |       |       |     |      |      |     |      |     |     |     |       |
| Atlantic croaker       | 0     | 0   | 2     | 0     | 0   | 29   | 32   | 30  | 44   | 22  | 15  | 14  | 188   |
| Atlantic cutlassfish   | 0     | 0   | 0     | 0     | 0   | 111  | 0    | 0   | 0    | 0   | 0   | 0   | 111   |
| Flounder, unclassified | 0     | 0   | 4     | 0     | 0   | 0    | 0    | 0   | 21   | 8   | 45  | 15  | 93    |
| Gar, unclassified      | 0     | 0   | 0     | 0     | 0   | 0    | 866  | 0   | 0    | 0   | 0   | 0   | 866   |
| Mullet, unclassified   | 16    | 12  | 0     | 0     | 631 | 0    | 62   | 122 | 134  | 0   | 103 | 20  | 1100  |
| Unclassified scrap     | 0     | 0   | 0     | 0     | 0   | 0    | 0    | 0   | 374  | 0   | 0   | 0   | 374   |
| Total finfish          | 16    | 12  | 6     | 0     | 631 | 140  | 960  | 152 | 573  | 30  | 163 | 49  | 2732  |
| <b>SHELLFISH</b>       |       |     |       |       |     |      |      |     |      |     |     |     |       |
| Crab, blue             | 0     | 0   | 0     | 0     | 0   | 0    | 0    | 48  | 318  | 0   | 0   | 0   | 366   |
| Oyster, Eastern        | 70403 | 0   | 0     | 0     | 0   | 0    | 0    | 0   | 0    | 0   | 665 | 630 | 71698 |
| Total shellfish        | 70403 | 0   | 0     | 0     | 0   | 0    | 0    | 48  | 318  | 0   | 665 | 630 | 72064 |
| Grand Total            | 70419 | 12  | 6     | 0     | 631 | 140  | 960  | 200 | 891  | 30  | 828 | 679 | 74796 |

Table D.8. Ex-vessel value (\$) of each species landed commercially from the East Matagorda Bay system during 1997.

| Species                | Jan    | Feb | March | April | May | June | July | Aug | Sept | Oct | Nov  | Dec  | Total  |
|------------------------|--------|-----|-------|-------|-----|------|------|-----|------|-----|------|------|--------|
| <b>FINFISH</b>         |        |     |       |       |     |      |      |     |      |     |      |      |        |
| Atlantic croaker       | 0      | 0   | 5     | 0     | 0   | 76   | 84   | 79  | 116  | 58  | 39   | 37   | 494    |
| Atlantic cutlassfish   | 0      | 0   | 0     | 0     | 0   | 42   | 0    | 0   | 0    | 0   | 0    | 0    | 42     |
| Flounder, unclassified | 0      | 0   | 6     | 0     | 0   | 0    | 0    | 0   | 21   | 8   | 45   | 15   | 95     |
| Gar, unclassified      | 0      | 0   | 0     | 0     | 0   | 0    | 217  | 0   | 0    | 0   | 0    | 0    | 217    |
| Mullet, unclassified   | 52     | 39  | 0     | 0     | 716 | 0    | 300  | 400 | 260  | 0   | 499  | 77   | 2342   |
| Unclassified scrap     | 0      | 0   | 0     | 0     | 0   | 0    | 0    | 0   | 187  | 0   | 0    | 0    | 187    |
| Total finfish          | 52     | 39  | 11    | 0     | 716 | 118  | 601  | 478 | 584  | 66  | 583  | 129  | 3377   |
| <b>SHELLFISH</b>       |        |     |       |       |     |      |      |     |      |     |      |      |        |
| Crab, blue             | 0      | 0   | 0     | 0     | 0   | 0    | 0    | 24  | 159  | 0   | 0    | 0    | 183    |
| Oyster, Eastern        | 144828 | 0   | 0     | 0     | 0   | 0    | 0    | 0   | 0    | 0   | 1596 | 1512 | 147936 |
| Total shellfish        | 144828 | 0   | 0     | 0     | 0   | 0    | 0    | 24  | 159  | 0   | 1596 | 1512 | 148119 |
| Grand Total            | 144880 | 39  | 11    | 0     | 716 | 118  | 601  | 502 | 743  | 66  | 2179 | 1641 | 151496 |



Table D.10. Ex-vessel value (\$) of each species landed commercially from the San Antonio Bay system during 1997.

| Species                | Jan    | Feb    | March  | April | May    | June   | July   | Aug    | Sept   | Oct    | Nov    | Dec   | Total   |
|------------------------|--------|--------|--------|-------|--------|--------|--------|--------|--------|--------|--------|-------|---------|
| <b>FINFISH</b>         |        |        |        |       |        |        |        |        |        |        |        |       |         |
| Atlantic croaker       | 0      | 0      | 0      | 0     | 142    | 0      | 2202   | 1481   | 586    | 5      | 0      | 13    | 4430    |
| Black drum             | 4803   | 4446   | 16411  | 57884 | 62634  | 78750  | 106170 | 75462  | 22252  | 19206  | 10100  | 10579 | 468697  |
| Flounder, unclassified | 0      | 0      | 42     | 253   | 845    | 4965   | 4566   | 3129   | 5038   | 3578   | 8723   | 2807  | 33946   |
| Gar, unclassified      | 0      | 0      | 0      | 1699  | 1184   | 703    | 455    | 0      | 61     | 0      | 0      | 0     | 4102    |
| Mullet, unclassified   | 24     | 0      | 0      | 0     | 0      | 0      | 26     | 54     | 0      | 315    | 0      | 0     | 419     |
| Sheepshead             | 0      | 0      | 0      | 213   | 165    | 304    | 693    | 954    | 449    | 861    | 379    | 150   | 4168    |
| Total finfish          | 4827   | 4446   | 16453  | 60048 | 64970  | 84721  | 114112 | 81080  | 28387  | 23965  | 19203  | 13549 | 515760  |
| <b>SHELLFISH</b>       |        |        |        |       |        |        |        |        |        |        |        |       |         |
| Shrimp (heads on)      | 0      | 0      | 0      | 0     | 388959 | 721717 | 234484 | 110851 | 40155  | 5678   | 0      | 0     | 1501844 |
| Shrimp, brown          | 0      | 0      | 18683  | 35942 | 10545  | 0      | 0      | 0      | 0      | 0      | 0      | 0     | 65170   |
| Shrimp, pink           | 211    | 0      | 0      | 0     | 0      | 0      | 0      | 556796 | 522582 | 324846 | 53911  | 0     | 1458346 |
| Shrimp, white          | 211    | 0      | 18683  | 35942 | 399504 | 721717 | 234484 | 667647 | 562737 | 330524 | 53911  | 0     | 3025360 |
| Total shrimp           | 422    | 0      | 18683  | 35942 | 399504 | 721717 | 234484 | 667647 | 562737 | 330524 | 53911  | 0     | 3025360 |
| Crab, blue             | 12560  | 28108  | 40853  | 3000  | 97981  | 71159  | 50159  | 2800   | 7800   | 47487  | 33251  | 19320 | 414478  |
| Crab, stone            | 4587   | 3471   | 4638   | 0     | 2100   | 9312   | 1489   | 0      | 0      | 1036   | 2451   | 0     | 29084   |
| Oyster, Eastern        | 266490 | 279837 | 57951  | 0     | 0      | 0      | 0      | 0      | 0      | 0      | 16563  | 31772 | 652613  |
| Squid, unclassified    | 13     | 0      | 422    | 188   | 80     | 30     | 23     | 0      | 0      | 397    | 0      | 0     | 1152    |
| Total shellfish        | 283861 | 311416 | 122547 | 39130 | 499665 | 802218 | 286154 | 670447 | 570537 | 379444 | 106177 | 51092 | 4122688 |
| Grand Total            | 288688 | 315862 | 139000 | 99178 | 564635 | 886939 | 400266 | 751527 | 598924 | 403409 | 125379 | 64641 | 4638448 |



Table D.11. Weight (lb) of each species landed commercially from the Aransas Bay system during 1997.

| Species                 | Jan   | Feb    | March  | April  | May    | June    | July   | Aug    | Sept   | Oct    | Nov    | Dec   | Total   |
|-------------------------|-------|--------|--------|--------|--------|---------|--------|--------|--------|--------|--------|-------|---------|
| <b>FINFISH</b>          |       |        |        |        |        |         |        |        |        |        |        |       |         |
| Alligator gar           | 0     | 0      | 0      | 0      | 0      | 138     | 0      | 0      | 0      | 0      | 0      | 0     | 138     |
| Atlantic croaker        | 0     | 0      | 11     | 61     | 1771   | 2214    | 1853   | 3177   | 1809   | 304    | 17     | 0     | 11217   |
| Atlantic cutlassfish    | 0     | 0      | 488    | 0      | 417    | 0       | 1315   | 422    | 457    | 0      | 0      | 0     | 3099    |
| Black drum              | 353   | 11891  | 19499  | 66     | 140    | 22091   | 23916  | 27940  | 366    | 11008  | 29425  | 28066 | 174761  |
| Flounder, unclassified  | 358   | 1573   | 517    | 465    | 4204   | 6172    | 6399   | 4419   | 7871   | 1568   | 23234  | 2046  | 58826   |
| Gar, unclassified       | 0     | 0      | 0      | 0      | 0      | 0       | 0      | 466    | 0      | 0      | 0      | 0     | 466     |
| Killifish               | 32    | 41     | 37     | 9      | 23     | 70      | 45     | 48     | 36     | 37     | 0      | 0     | 378     |
| Mullet, unclassified    | 5     | 0      | 30     | 30     | 0      | 56      | 884    | 845    | 1244   | 154    | 42     | 32    | 3322    |
| Sheepshead              | 344   | 4207   | 6093   | 468    | 1164   | 1443    | 957    | 990    | 2715   | 903    | 1693   | 1704  | 22681   |
| Snake eel, unclassified | 0     | 0      | 0      | 0      | 0      | 1       | 0      | 0      | 0      | 0      | 0      | 0     | 1       |
| Unclassified scrap      | 9     | 0      | 0      | 17     | 29     | 54      | 113    | 798    | 608    | 0      | 0      | 0     | 1628    |
| Total finfish           | 1101  | 17712  | 26675  | 1116   | 7748   | 32239   | 35482  | 39105  | 15106  | 13974  | 54411  | 31848 | 276517  |
| <b>SHELLFISH</b>        |       |        |        |        |        |         |        |        |        |        |        |       |         |
| Shrimp (heads on)       | 852   | 105    | 2343   | 34016  | 915583 | 966518  | 275107 | 177007 | 407356 | 278622 | 45743  | 21    | 3103272 |
| Shrimp, brown           | 0     | 0      | 139    | 702    | 37     | 0       | 25     | 1201   | 454    | 658    | 194    | 0     | 3410    |
| Shrimp, white           | 852   | 105    | 2481   | 34718  | 915620 | 966518  | 275132 | 178208 | 407810 | 279279 | 45937  | 21    | 3106681 |
| Total shrimp            |       |        |        |        |        |         |        |        |        |        |        |       |         |
| Crab, blue              | 3199  | 6534   | 8419   | 8901   | 25109  | 114933  | 30236  | 24959  | 32140  | 35923  | 27999  | 18683 | 337035  |
| Crab, stone             | 2152  | 4144   | 1456   | 788    | 524    | 360     | 428    | 1472   | 2580   | 1552   | 288    | 1436  | 17180   |
| Oyster, Eastern         | 74235 | 82320  | 108675 | 132458 | 0      | 0       | 0      | 0      | 0      | 0      | 0      | 26548 | 436678  |
| Shrimp, mantis          | 0     | 0      | 17     | 0      | 0      | 0       | 0      | 0      | 0      | 0      | 0      | 0     | 17      |
| Squid, unclassified     | 0     | 0      | 100    | 1589   | 837    | 790     | 298    | 51     | 33     | 5      | 17     | 0     | 3720    |
| Total shellfish         | 80438 | 93103  | 121148 | 178454 | 942090 | 1082601 | 306094 | 204690 | 442563 | 316759 | 100789 | 32582 | 3901311 |
| Grand Total             | 81539 | 110815 | 147823 | 179570 | 949838 | 1114840 | 341576 | 243795 | 457669 | 330733 | 155200 | 64430 | 4177828 |

Table D.12. Ex-vessel value (\$) of each species landed commercially from the Aransas Bay system during 1997.

| Species                 | Jan    | Feb    | March  | April  | May    | June    | July   | Aug    | Sept   | Oct    | Nov    | Dec   | Total   |
|-------------------------|--------|--------|--------|--------|--------|---------|--------|--------|--------|--------|--------|-------|---------|
| <b>FINFISH</b>          |        |        |        |        |        |         |        |        |        |        |        |       |         |
| Alligator gar           | 0      | 0      | 0      | 0      | 0      | 69      | 0      | 0      | 0      | 0      | 0      | 0     | 69      |
| Atlantic croaker        | 0      | 0      | 58     | 274    | 8091   | 13644   | 11745  | 18671  | 12107  | 1599   | 89     | 0     | 66278   |
| Atlantic cutlassfish    | 0      | 0      | 371    | 0      | 317    | 0       | 1199   | 401    | 434    | 0      | 0      | 0     | 2722    |
| Black drum              | 212    | 11810  | 21081  | 83     | 171    | 24300   | 26317  | 24504  | 289    | 6667   | 24749  | 21050 | 161231  |
| Flounder, unclassified  | 858    | 3021   | 1104   | 1147   | 11422  | 13667   | 8283   | 10015  | 16649  | 2944   | 33846  | 2465  | 105420  |
| Gar, unclassified       | 0      | 0      | 0      | 0      | 0      | 0       | 0      | 154    | 0      | 0      | 0      | 0     | 154     |
| Killifish               | 400    | 513    | 458    | 113    | 288    | 875     | 563    | 1100   | 450    | 712    | 0      | 0     | 5471    |
| Mullet, unclassified    | 24     | 0      | 122    | 30     | 0      | 307     | 2946   | 8374   | 14940  | 940    | 203    | 83    | 27968   |
| Sheepshead              | 172    | 2104   | 3041   | 249    | 582    | 747     | 1279   | 480    | 1319   | 463    | 1439   | 852   | 12725   |
| Snake eel, unclassified | 0      | 0      | 0      | 0      | 0      | 6       | 0      | 0      | 0      | 0      | 0      | 0     | 6       |
| Unclassified scrap      | 30     | 0      | 0      | 67     | 95     | 213     | 446    | 4001   | 6402   | 0      | 0      | 0     | 11255   |
| Total finfish           | 1695   | 17446  | 26234  | 1962   | 20966  | 53829   | 52778  | 67699  | 52590  | 13325  | 60326  | 24449 | 393298  |
| <b>SHELLFISH</b>        |        |        |        |        |        |         |        |        |        |        |        |       |         |
| Shrimp (heads on)       |        |        |        |        |        |         |        |        |        |        |        |       |         |
| Shrimp, brown           | 1168   | 410    | 4178   | 74701  | 855465 | 991249  | 338028 | 406499 | 820499 | 488745 | 64296  | 28    | 4045266 |
| Shrimp, white           | 0      | 0      | 278    | 2109   | 125    | 0       | 50     | 3017   | 1638   | 1971   | 679    | 0     | 9867    |
| Total shrimp            | 1168   | 410    | 4456   | 76810  | 855590 | 991249  | 338078 | 409516 | 822137 | 490716 | 64975  | 28    | 4055133 |
| Crab, blue              |        |        |        |        |        |         |        |        |        |        |        |       |         |
| Crab, stone             | 2235   | 5191   | 6654   | 7046   | 17857  | 83038   | 15040  | 12909  | 15261  | 18184  | 14244  | 13079 | 210737  |
| Oyster, Eastern         | 1590   | 3222   | 1182   | 562    | 448    | 311     | 397    | 1226   | 2464   | 1524   | 261    | 1436  | 14623   |
| Shrimp, mantis          | 135744 | 127008 | 224820 | 291993 | 0      | 0       | 0      | 0      | 0      | 0      | 84194  | 39461 | 903219  |
| Squid, unclassified     | 0      | 0      | 17     | 0      | 0      | 0       | 0      | 0      | 0      | 0      | 0      | 0     | 17      |
| Total shellfish         | 140737 | 135830 | 237222 | 377229 | 874377 | 1075372 | 353705 | 423678 | 839928 | 510435 | 163712 | 54003 | 5186228 |
| Grand Total             | 142432 | 153277 | 263456 | 379191 | 895343 | 1129201 | 406482 | 491377 | 892517 | 523760 | 224038 | 78452 | 5579526 |



Table D.14. Ex-vessel value (\$) of each species landed commercially from the Corpus Christi Bay system during 1997.

| Species                 | Jan   | Feb   | March | April  | May    | June   | July   | Aug    | Sept   | Oct    | Nov    | Dec   | Total   |
|-------------------------|-------|-------|-------|--------|--------|--------|--------|--------|--------|--------|--------|-------|---------|
| <b>FINFISH</b>          |       |       |       |        |        |        |        |        |        |        |        |       |         |
| Atlantic croaker        | 0     | 0     | 0     | 0      | 2059   | 5709   | 9450   | 8875   | 5539   | 1055   | 53     | 0     | 32740   |
| Atlantic cutlassfish    | 0     | 0     | 0     | 0      | 2186   | 4821   | 1462   | 2751   | 166    | 25     | 0      | 0     | 11411   |
| Black drum              | 50779 | 19168 | 16560 | 14117  | 17041  | 16181  | 46468  | 27784  | 42614  | 24348  | 4360   | 13896 | 293314  |
| Flounder, unclassified  | 1637  | 550   | 641   | 201    | 1749   | 0      | 1357   | 5965   | 1234   | 4193   | 3325   | 8090  | 28943   |
| Gar, unclassified       | 0     | 0     | 0     | 0      | 0      | 0      | 26     | 0      | 0      | 0      | 0      | 0     | 26      |
| Killifish               | 0     | 0     | 73    | 0      | 0      | 0      | 0      | 0      | 0      | 0      | 0      | 138   | 210     |
| Mullet, unclassified    | 0     | 34    | 53    | 0      | 0      | 0      | 0      | 52     | 692    | 557    | 265    | 281   | 1934    |
| Sheepshead              | 1361  | 14    | 142   | 160    | 50     | 0      | 31     | 726    | 40     | 26     | 56     | 958   | 3564    |
| Snake eel, unclassified | 0     | 0     | 0     | 0      | 4      | 52     | 0      | 0      | 0      | 0      | 0      | 0     | 56      |
| Unclassified scrap      | 0     | 0     | 0     | 0      | 53     | 72     | 1250   | 1462   | 1156   | 39     | 39     | 0     | 4072    |
| Total finfish           | 53777 | 19765 | 17469 | 14478  | 23142  | 26836  | 60045  | 47615  | 51441  | 30243  | 8098   | 23362 | 376271  |
| <b>SHELLFISH</b>        |       |       |       |        |        |        |        |        |        |        |        |       |         |
| Shrimp (heads on)       | 0     | 0     | 12420 | 166162 | 805879 | 587871 | 183147 | 199399 | 131761 | 357126 | 141615 | 3275  | 2588655 |
| Shrimp, brown           | 41    | 0     | 0     | 261    | 4051   | 0      | 3376   | 5190   | 14097  | 4497   | 4607   | 2214  | 38334   |
| Shrimp, white           | 41    | 0     | 12420 | 166423 | 809930 | 587871 | 186523 | 204589 | 145858 | 361623 | 146222 | 5489  | 2626989 |
| Total shrimp            | 82    | 0     | 12420 | 166684 | 813801 | 587871 | 189899 | 210179 | 160717 | 711199 | 151637 | 7703  | 2626989 |
| Crab, blue              | 14    | 169   | 648   | 1325   | 540    | 488    | 2639   | 2754   | 287    | 423    | 287    | 98    | 9671    |
| Crab, stone             | 21    | 0     | 1584  | 1021   | 327    | 195    | 2149   | 2223   | 5120   | 0      | 0      | 120   | 12759   |
| Squid, unclassified     | 13    | 29    | 215   | 1306   | 1583   | 901    | 534    | 288    | 183    | 81     | 6      | 0     | 5137    |
| Total shellfish         | 88    | 198   | 14867 | 170074 | 812380 | 589455 | 191844 | 209853 | 151448 | 362126 | 146515 | 5707  | 2654556 |
| Grand Total             | 53865 | 19963 | 32336 | 184553 | 835522 | 616291 | 251889 | 257468 | 202888 | 392369 | 154613 | 29069 | 3030827 |

Table D.15. Weight (lb) of each species landed commercially from the upper Laguna Madre system during 1997.

| Species                | Jan    | Feb    | March  | April | May   | June  | July  | Aug   | Sept  | Oct    | Nov   | Dec   | Total   |
|------------------------|--------|--------|--------|-------|-------|-------|-------|-------|-------|--------|-------|-------|---------|
| <b>FINFISH</b>         |        |        |        |       |       |       |       |       |       |        |       |       |         |
| Atlantic croaker       | 0      | 0      | 0      | 63    | 90    | 6     | 0     | 0     | 0     | 0      | 0     | 0     | 159     |
| Black drum             | 175442 | 250055 | 180243 | 98928 | 25311 | 25778 | 22401 | 73340 | 73989 | 173536 | 93098 | 33965 | 1226086 |
| Flounder, unclassified | 0      | 0      | 0      | 0     | 0     | 18    | 326   | 33    | 275   | 91     | 909   | 0     | 1652    |
| Herring, unclassified  | 0      | 0      | 0      | 20    | 25    | 0     | 0     | 0     | 0     | 0      | 0     | 0     | 45      |
| Mullet, unclassified   | 0      | 0      | 0      | 0     | 0     | 186   | 62    | 0     | 0     | 0      | 0     | 0     | 248     |
| Sheepshead             | 0      | 0      | 0      | 0     | 8     | 0     | 107   | 0     | 0     | 0      | 18    | 0     | 133     |
| Unclassified scrap     | 0      | 0      | 0      | 0     | 0     | 0     | 0     | 0     | 0     | 2      | 0     | 0     | 2       |
| Total finfish          | 175442 | 250055 | 180243 | 99011 | 25434 | 25988 | 22896 | 73373 | 74264 | 173629 | 94025 | 33965 | 1228325 |
| <b>SHELLFISH</b>       |        |        |        |       |       |       |       |       |       |        |       |       |         |
| Shrimp (heads on)      | 0      | 0      | 0      | 0     | 0     | 8898  | 0     | 0     | 0     | 0      | 0     | 0     | 8898    |
| Shrimp, brown          | 0      | 0      | 0      | 0     | 0     | 0     | 55    | 0     | 189   | 0      | 0     | 0     | 245     |
| Shrimp, white          | 0      | 0      | 0      | 0     | 0     | 8898  | 55    | 0     | 189   | 0      | 0     | 0     | 9143    |
| Total shrimp           | 0      | 0      | 0      | 0     | 0     | 8898  | 55    | 0     | 189   | 0      | 0     | 0     | 9143    |
| Crab, blue             | 0      | 0      | 31     | 27    | 16    | 33    | 0     | 0     | 0     | 0      | 0     | 0     | 107     |
| Squid, unclassified    | 0      | 0      | 0      | 20    | 25    | 0     | 0     | 0     | 0     | 0      | 0     | 0     | 45      |
| Total shellfish        | 0      | 0      | 31     | 47    | 41    | 8931  | 55    | 0     | 189   | 0      | 0     | 0     | 9295    |
| Grand Total            | 175442 | 250055 | 180274 | 99058 | 25475 | 34919 | 22951 | 73373 | 74453 | 173629 | 94025 | 33965 | 1237620 |

Table D.16. Ex-vessel value (\$) of each species landed commercially from the upper Laguna Madre system during 1997.

| Species                | Jan    | Feb    | March  | April  | May   | June  | July  | Aug   | Sept  | Oct    | Nov   | Dec   | Total   |
|------------------------|--------|--------|--------|--------|-------|-------|-------|-------|-------|--------|-------|-------|---------|
| <b>FINFISH</b>         |        |        |        |        |       |       |       |       |       |        |       |       |         |
| Atlantic croaker       | 0      | 0      | 0      | 32     | 45    | 3     | 0     | 0     | 0     | 0      | 0     | 0     | 80      |
| Black drum             | 112920 | 165561 | 142391 | 105307 | 29079 | 31830 | 27947 | 93126 | 76099 | 150687 | 59091 | 20925 | 1014964 |
| Flounder, unclassified | 0      | 0      | 0      | 0      | 0     | 50    | 822   | 86    | 514   | 172    | 1261  | 0     | 2904    |
| Herring, unclassified  | 0      | 0      | 0      | 10     | 13    | 0     | 0     | 0     | 0     | 0      | 0     | 0     | 23      |
| Mullet, unclassified   | 0      | 0      | 0      | 0      | 0     | 420   | 140   | 0     | 0     | 0      | 0     | 0     | 560     |
| Sheepshead             | 0      | 0      | 0      | 0      | 4     | 0     | 94    | 0     | 0     | 0      | 9     | 0     | 107     |
| Unclassified scrap     | 0      | 0      | 0      | 0      | 0     | 0     | 0     | 0     | 0     | 8      | 0     | 0     | 8       |
| Total finfish          | 112920 | 165561 | 142391 | 105349 | 29140 | 32303 | 29003 | 93212 | 76613 | 150867 | 60361 | 20925 | 1018645 |
| <b>SHELLFISH</b>       |        |        |        |        |       |       |       |       |       |        |       |       |         |
| Shrimp (heads on)      | 0      | 0      | 0      | 0      | 0     | 14711 | 0     | 0     | 0     | 0      | 0     | 0     | 14711   |
| Shrimp, brown          | 0      | 0      | 0      | 0      | 0     | 0     | 193   | 0     | 760   | 0      | 0     | 0     | 953     |
| Shrimp, white          | 0      | 0      | 0      | 0      | 0     | 14711 | 193   | 0     | 760   | 0      | 0     | 0     | 15664   |
| Total shrimp           | 0      | 0      | 0      | 0      | 0     | 14711 | 193   | 0     | 760   | 0      | 0     | 0     | 15664   |
| Crab, blue             | 0      | 0      | 47     | 41     | 24    | 49    | 0     | 0     | 0     | 0      | 0     | 0     | 160     |
| Squid, unclassified    | 0      | 0      | 0      | 20     | 25    | 0     | 0     | 0     | 0     | 0      | 0     | 0     | 45      |
| Total shellfish        | 0      | 0      | 47     | 61     | 49    | 14760 | 193   | 0     | 760   | 0      | 0     | 0     | 15869   |
| Grand Total            | 112920 | 165561 | 142438 | 105409 | 29189 | 47063 | 29196 | 93212 | 77373 | 150867 | 60361 | 20925 | 1034514 |

Table D.17. Weight (lb) of each species landed commercially from the lower Laguna Madre system during 1997.

| Species                | Jan    | Feb   | March | April | May   | June  | July  | Aug   | Sept  | Oct   | Nov   | Dec   | Total  |
|------------------------|--------|-------|-------|-------|-------|-------|-------|-------|-------|-------|-------|-------|--------|
| <b>FINFISH</b>         |        |       |       |       |       |       |       |       |       |       |       |       |        |
| Atlantic croaker       | 0      | 0     | 0     | 0     | 0     | 0     | 2     | 0     | 0     | 0     | 2     | 0     | 4      |
| Atlantic cutlassfish   | 0      | 0     | 0     | 0     | 32    | 0     | 26    | 0     | 16    | 0     | 0     | 0     | 74     |
| Black drum             | 186098 | 60756 | 49098 | 88360 | 13829 | 14079 | 9259  | 20407 | 10510 | 72162 | 74273 | 20169 | 619000 |
| Florida pompano        | 0      | 0     | 5     | 0     | 0     | 0     | 0     | 0     | 0     | 32    | 22    | 0     | 59     |
| Flounder, unclassified | 214    | 69    | 192   | 241   | 399   | 335   | 1119  | 2839  | 592   | 3075  | 3110  | 30    | 12215  |
| Herring, unclassified  | 0      | 0     | 0     | 0     | 0     | 0     | 154   | 50    | 51    | 50    | 0     | 0     | 305    |
| Mullet, unclassified   | 300    | 336   | 584   | 661   | 724   | 840   | 1129  | 1289  | 1116  | 602   | 451   | 275   | 8307   |
| Sheepshead             | 192    | 70    | 0     | 17    | 0     | 0     | 20    | 482   | 0     | 504   | 504   | 0     | 1789   |
| Unclassified scrap     | 0      | 0     | 120   | 1     | 0     | 0     | 30    | 28    | 0     | 0     | 0     | 0     | 179    |
| Total finfish          | 186804 | 61231 | 49999 | 89280 | 14984 | 15254 | 11739 | 25095 | 12285 | 76425 | 78362 | 20474 | 641932 |
| <b>SHELLFISH</b>       |        |       |       |       |       |       |       |       |       |       |       |       |        |
| Crab, blue             | 206    | 187   | 803   | 820   | 0     | 0     | 325   | 898   | 0     | 2171  | 382   | 0     | 5792   |
| Crab, stone            | 0      | 0     | 0     | 0     | 0     | 0     | 0     | 0     | 0     | 0     | 32    | 0     | 32     |
| Shrimp, mantis         | 0      | 0     | 0     | 0     | 0     | 0     | 0     | 0     | 0     | 0     | 260   | 205   | 465    |
| Squid, unclassified    | 0      | 25    | 103   | 202   | 282   | 102   | 25    | 620   | 50    | 25    | 0     | 131   | 1565   |
| Total shellfish        | 206    | 212   | 906   | 1022  | 282   | 102   | 350   | 1518  | 50    | 2196  | 674   | 336   | 7854   |
| Grand Total            | 187010 | 61443 | 50905 | 90302 | 15266 | 15356 | 12089 | 26613 | 12335 | 78621 | 79036 | 20810 | 649786 |

Table D.18. Ex-vessel value (\$) of each species landed commercially from the Lower Laguna Madre system during 1997.

| Species                | Jan   | Feb   | March | April | May   | June  | July  | Aug   | Sept  | Oct   | Nov   | Dec   | Total  |
|------------------------|-------|-------|-------|-------|-------|-------|-------|-------|-------|-------|-------|-------|--------|
| <b>FINFISH</b>         |       |       |       |       |       |       |       |       |       |       |       |       |        |
| Atlantic croaker       | 0     | 0     | 0     | 0     | 0     | 0     | 5     | 0     | 0     | 0     | 1     | 0     | 6      |
| Atlantic cutlassfish   | 0     | 0     | 0     | 0     | 14    | 0     | 15    | 0     | 9     | 0     | 0     | 0     | 38     |
| Black drum             | 82238 | 27090 | 34281 | 77893 | 12761 | 13610 | 9893  | 25247 | 11987 | 62380 | 44254 | 10764 | 412397 |
| Florida pompano        | 0     | 0     | 9     | 0     | 0     | 0     | 0     | 0     | 0     | 66    | 42    | 0     | 116    |
| Flounder, unclassified | 419   | 173   | 451   | 568   | 998   | 872   | 3066  | 6989  | 1467  | 6077  | 5412  | 45    | 26536  |
| Herring, unclassified  | 0     | 0     | 0     | 0     | 0     | 0     | 180   | 63    | 64    | 63    | 0     | 0     | 369    |
| Mullet, unclassified   | 488   | 528   | 1144  | 667   | 1195  | 1175  | 1647  | 1209  | 1814  | 876   | 668   | 525   | 11933  |
| Sheepshead             | 67    | 25    | 0     | 7     | 0     | 0     | 10    | 316   | 0     | 333   | 222   | 0     | 979    |
| Unclassified scrap     | 0     | 0     | 118   | 1     | 0     | 0     | 180   | 168   | 0     | 0     | 0     | 0     | 467    |
| Total finfish          | 83212 | 27814 | 36002 | 79135 | 14968 | 15657 | 14996 | 33992 | 15341 | 69793 | 50598 | 11334 | 452842 |
| <b>SHELLFISH</b>       |       |       |       |       |       |       |       |       |       |       |       |       |        |
| Crab, blue             | 227   | 210   | 750   | 741   | 0     | 0     | 488   | 829   | 0     | 1954  | 347   | 0     | 5545   |
| Crab, stone            | 0     | 0     | 0     | 0     | 0     | 0     | 0     | 0     | 0     | 0     | 16    | 0     | 16     |
| Shrimp, mantis         | 0     | 0     | 0     | 0     | 0     | 0     | 0     | 0     | 0     | 0     | 195   | 154   | 349    |
| Squid, unclassified    | 0     | 15    | 174   | 154   | 282   | 102   | 25    | 140   | 50    | 25    | 0     | 92    | 1059   |
| Total shellfish        | 227   | 225   | 924   | 895   | 282   | 102   | 513   | 969   | 50    | 1979  | 558   | 246   | 6969   |
| Grand Total            | 83439 | 28039 | 36926 | 80031 | 15250 | 15759 | 15508 | 34961 | 15391 | 71772 | 51156 | 11580 | 459811 |



**Appendix E. Monthly commercial finfish and shellfish (except shrimp) landings (lb) and ex-vessel value (\$), by grid zone for the Gulf of Mexico off Texas during 1997.**

Table E.1. Weight (lb) of each species, except shrimp, landed commercially from Gulf of Mexico grid zone 17.0 during 1997.

| Species                | Jan | Feb  | March | April | May | June | July | Aug | Sept | Oct | Nov | Dec  | Total |
|------------------------|-----|------|-------|-------|-----|------|------|-----|------|-----|-----|------|-------|
| <b>FINFISH</b>         |     |      |       |       |     |      |      |     |      |     |     |      |       |
| Atlantic cutlassfish   | 0   | 0    | 0     | 0     | 0   | 0    | 46   | 0   | 0    | 0   | 0   | 0    | 46    |
| Flounder, unclassified | 0   | 0    | 63    | 0     | 0   | 38   | 0    | 0   | 0    | 12  | 223 | 0    | 336   |
| Kingfish, unclassified | 0   | 0    | 2227  | 0     | 89  | 100  | 393  | 0   | 0    | 32  | 0   | 0    | 2841  |
| Mullet, unclassified   | 0   | 0    | 0     | 0     | 0   | 0    | 249  | 0   | 0    | 0   | 0   | 0    | 249   |
| Snapper, red           | 0   | 2308 | 3219  | 0     | 0   | 0    | 0    | 0   | 4254 | 125 | 0   | 0    | 9906  |
| Unclassified scrap     | 0   | 0    | 0     | 0     | 0   | 0    | 250  | 0   | 0    | 0   | 0   | 50   | 300   |
| Total finfish          | 0   | 2308 | 5509  | 0     | 89  | 138  | 938  | 0   | 4254 | 169 | 223 | 50   | 13678 |
| <b>SHELLFISH</b>       |     |      |       |       |     |      |      |     |      |     |     |      |       |
| Crab, blue             | 0   | 0    | 0     | 0     | 0   | 0    | 0    | 100 | 0    | 0   | 0   | 3502 | 3602  |
| Squid, unclassified    | 0   | 105  | 517   | 50    | 6   | 460  | 249  | 0   | 0    | 0   | 0   | 0    | 1387  |
| Total shellfish        | 0   | 105  | 517   | 50    | 6   | 460  | 249  | 100 | 0    | 0   | 0   | 3502 | 4989  |
| Grand Total            | 0   | 2413 | 6026  | 50    | 95  | 598  | 1187 | 100 | 4254 | 169 | 223 | 3552 | 18667 |

Table E.2. Ex-vessel value (\$) of each species, except shrimp, landed commercially from Gulf of Mexico grid zone 17.0 during 1997.

| Species                | Jan | Feb  | March | April | May | June | July | Aug | Sept | Oct | Nov | Dec  | Total |
|------------------------|-----|------|-------|-------|-----|------|------|-----|------|-----|-----|------|-------|
| <b>FINFISH</b>         |     |      |       |       |     |      |      |     |      |     |     |      |       |
| Atlantic cutlassfish   | 0   | 0    | 0     | 0     | 0   | 0    | 23   | 0   | 0    | 0   | 0   | 0    | 23    |
| Flounder, unclassified | 0   | 0    | 63    | 0     | 0   | 38   | 0    | 0   | 0    | 14  | 261 | 0    | 377   |
| Kingfish, unclassified | 0   | 0    | 557   | 0     | 27  | 30   | 118  | 0   | 0    | 13  | 0   | 0    | 744   |
| Mullet, unclassified   | 0   | 0    | 0     | 0     | 0   | 0    | 125  | 0   | 0    | 0   | 0   | 0    | 125   |
| Snapper, red           | 0   | 4119 | 6696  | 0     | 0   | 0    | 0    | 0   | 9228 | 213 | 0   | 0    | 20256 |
| Unclassified scrap     | 0   | 0    | 0     | 0     | 0   | 0    | 250  | 0   | 0    | 0   | 0   | 36   | 286   |
| Total finfish          | 0   | 4119 | 7316  | 0     | 27  | 68   | 515  | 0   | 9228 | 240 | 261 | 36   | 21810 |
| <b>SHELLFISH</b>       |     |      |       |       |     |      |      |     |      |     |     |      |       |
| Crab, blue             | 0   | 0    | 0     | 0     | 0   | 0    | 0    | 70  | 0    | 0   | 0   | 2346 | 2416  |
| Squid, unclassified    | 0   | 53   | 285   | 43    | 5   | 230  | 125  | 0   | 0    | 0   | 0   | 0    | 739   |
| Total shellfish        | 0   | 53   | 285   | 43    | 5   | 230  | 125  | 70  | 0    | 0   | 0   | 2346 | 3155  |
| Grand Total            | 0   | 4172 | 7601  | 43    | 31  | 298  | 640  | 70  | 9228 | 240 | 261 | 2382 | 24966 |

Table E.3. Weight (lb) of each species, except shrimp, landed commercially from Gulf of Mexico grid zone 18.0 during 1997.

| Species                | Jan   | Feb    | March  | April | May    | June   | July   | Aug   | Sept   | Oct   | Nov   | Dec | Total   |
|------------------------|-------|--------|--------|-------|--------|--------|--------|-------|--------|-------|-------|-----|---------|
| <b>FINFISH</b>         |       |        |        |       |        |        |        |       |        |       |       |     |         |
| Atlantic croaker       | 0     | 0      | 0      | 0     | 0      | 0      | 0      | 0     | 215    | 0     | 0     | 0   | 215     |
| Atlantic cutlassfish   | 591   | 0      | 0      | 0     | 18     | 0      | 0      | 0     | 0      | 0     | 0     | 0   | 609     |
| Atlantic spadefish     | 0     | 0      | 0      | 1548  | 234    | 0      | 0      | 0     | 0      | 0     | 0     | 0   | 1782    |
| Blue runner            | 2579  | 971    | 525    | 3334  | 2128   | 881    | 765    | 786   | 3771   | 2947  | 4827  | 0   | 23514   |
| Cobia                  | 167   | 198    | 754    | 202   | 1384   | 709    | 1822   | 413   | 210    | 40    | 222   | 0   | 6121    |
| Dolphin                | 0     | 0      | 97     | 116   | 238    | 926    | 165    | 292   | 80     | 38    | 35    | 0   | 1987    |
| Eels, cusk             | 0     | 0      | 6      | 0     | 0      | 0      | 0      | 0     | 0      | 0     | 0     | 0   | 6       |
| Florida pompano        | 0     | 8      | 0      | 0     | 0      | 0      | 0      | 0     | 0      | 0     | 0     | 0   | 8       |
| Flounder, unclassified | 412   | 24     | 1858   | 0     | 0      | 0      | 20     | 0     | 11     | 88    | 363   | 0   | 2776    |
| Great barracuda        | 114   | 0      | 0      | 0     | 99     | 145    | 0      | 185   | 218    | 333   | 16    | 0   | 1110    |
| Greater amberjack      | 5569  | 4546   | 4689   | 14715 | 42547  | 47309  | 22043  | 21267 | 2002   | 1772  | 2074  | 0   | 168533  |
| Grouper, black         | 0     | 237    | 123    | 68    | 63     | 0      | 12     | 0     | 282    | 30    | 0     | 0   | 815     |
| Grouper, scamp         | 0     | 2132   | 699    | 0     | 4      | 78     | 489    | 105   | 101    | 109   | 0     | 0   | 3717    |
| Grouper, warsaw        | 150   | 1208   | 1235   | 2106  | 2999   | 1622   | 5706   | 277   | 110    | 0     | 22    | 0   | 15435   |
| Grouper, yellowedge    | 0     | 591    | 918    | 290   | 68     | 85     | 389    | 185   | 210    | 135   | 0     | 0   | 2871    |
| Herring, unclassified  | 0     | 63     | 12     | 0     | 1      | 0      | 6361   | 946   | 0      | 0     | 0     | 0   | 7383    |
| Kingfish, unclassified | 0     | 0      | 0      | 38    | 0      | 0      | 0      | 0     | 0      | 0     | 0     | 0   | 38      |
| Mackerel, king         | 0     | 0      | 66     | 0     | 0      | 0      | 0      | 0     | 0      | 0     | 0     | 0   | 66      |
| Mullet, unclassified   | 0     | 0      | 0      | 0     | 0      | 0      | 254003 | 12562 | 0      | 0     | 0     | 0   | 266565  |
| Oilfish                | 1746  | 1680   | 2504   | 367   | 391    | 1790   | 1084   | 92    | 174    | 448   | 392   | 0   | 10668   |
| Porgy, unclassified    | 0     | 0      | 0      | 0     | 0      | 0      | 18     | 0     | 0      | 0     | 0     | 0   | 18      |
| Shark, shortfin mako   | 0     | 0      | 0      | 0     | 0      | 0      | 0      | 0     | 43     | 0     | 0     | 0   | 43      |
| Shark, unclassified    | 8452  | 4565   | 6126   | 0     | 61     | 0      | 15105  | 0     | 0      | 0     | 0     | 0   | 34309   |
| Snapper, lane          | 0     | 0      | 0      | 0     | 0      | 0      | 0      | 0     | 0      | 0     | 34    | 0   | 34      |
| Snapper, red           | 0     | 628356 | 363706 | 0     | 0      | 0      | 0      | 0     | 156325 | 50233 | 0     | 0   | 1198620 |
| Snapper, unclassified  | 0     | 9995   | 18183  | 2368  | 2757   | 1890   | 252    | 0     | 11     | 61    | 0     | 0   | 35517   |
| Snapper, vermilion     | 18059 | 14080  | 19543  | 35758 | 29316  | 6542   | 11870  | 10001 | 13810  | 6785  | 15287 | 0   | 181051  |
| Swordfish              | 680   | 6208   | 4597   | 0     | 0      | 8588   | 8483   | 1969  | 10829  | 0     | 108   | 0   | 41462   |
| Tilefish               | 0     | 0      | 0      | 16    | 0      | 0      | 869    | 0     | 0      | 0     | 0     | 0   | 885     |
| Triggerfish, gray      | 58    | 1530   | 3455   | 1380  | 676    | 1094   | 924    | 64    | 540    | 113   | 0     | 0   | 9834    |
| Tuna, blackfin         | 0     | 0      | 569    | 0     | 0      | 1045   | 0      | 463   | 0      | 0     | 0     | 0   | 2077    |
| Tuna, bluefin          | 0     | 605    | 0      | 471   | 676    | 397    | 0      | 0     | 0      | 0     | 0     | 0   | 2149    |
| Tuna, unclassified     | 0     | 1075   | 1486   | 0     | 0      | 0      | 0      | 0     | 0      | 0     | 0     | 0   | 2561    |
| Tuna, yellowfin        | 28351 | 15792  | 18720  | 2194  | 19392  | 50417  | 13163  | 17326 | 13882  | 2338  | 1414  | 0   | 182989  |
| Tuna, Atlantic bonito  | 365   | 345    | 0      | 0     | 169    | 0      | 717    | 0     | 0      | 0     | 0     | 0   | 1596    |
| Unclassified food      | 0     | 16     | 9      | 121   | 768    | 205    | 227    | 72    | 554    | 225   | 669   | 0   | 2866    |
| Unclassified scrap     | 0     | 0      | 11     | 0     | 74     | 0      | 0      | 0     | 0      | 171   | 0     | 0   | 256     |
| Wahoo                  | 109   | 0      | 333    | 493   | 0      | 325    | 0      | 310   | 452    | 27    | 0     | 0   | 2049    |
| Total finfish          | 67402 | 694225 | 450224 | 65585 | 104111 | 124048 | 344552 | 67315 | 203832 | 65893 | 25471 | 0   | 2212658 |

Table E.3. (Continued).

| Species             | Jan   | Feb    | March  | April | May    | June   | July   | Aug   | Sept   | Oct   | Nov   | Dec | Total   |
|---------------------|-------|--------|--------|-------|--------|--------|--------|-------|--------|-------|-------|-----|---------|
| SHELLFISH           |       |        |        |       |        |        |        |       |        |       |       |     |         |
| Squid, unclassified | 0     | 0      | 1275   | 477   | 128    | 0      | 0      | 60    | 0      | 0     | 0     | 335 | 2275    |
| Total shellfish     | 0     | 0      | 1275   | 477   | 128    | 0      | 0      | 60    | 0      | 0     | 0     | 335 | 2275    |
| Grand Total         | 67402 | 694225 | 451499 | 66062 | 104239 | 124048 | 344552 | 67375 | 203832 | 65893 | 25471 | 335 | 2214933 |

Table E.4. Ex-vessel value (\$) of each species, except shrimp, landed commercially from Gulf of Mexico grid zone 18.0 during 1997.

| Species                | Jan    | Feb     | March  | April  | May    | June   | July   | Aug    | Sept   | Oct    | Nov   | Dec | Total   |
|------------------------|--------|---------|--------|--------|--------|--------|--------|--------|--------|--------|-------|-----|---------|
| <b>FINFISH</b>         |        |         |        |        |        |        |        |        |        |        |       |     |         |
| Atlantic croaker       | 0      | 0       | 0      | 0      | 0      | 0      | 0      | 0      | 39     | 0      | 0     | 0   | 39      |
| Atlantic cutlassfish   | 449    | 0       | 0      | 0      | 9      | 0      | 0      | 0      | 0      | 0      | 0     | 0   | 458     |
| Atlantic spadefish     | 0      | 0       | 0      | 588    | 94     | 0      | 0      | 0      | 0      | 0      | 0     | 0   | 682     |
| Blue runner            | 849    | 319     | 151    | 967    | 532    | 156    | 180    | 222    | 1094   | 855    | 1355  | 0   | 6680    |
| Cobia                  | 176    | 224     | 310    | 182    | 1236   | 667    | 1844   | 415    | 194    | 36     | 213   | 0   | 5496    |
| Dolphin                | 0      | 0       | 81     | 81     | 182    | 698    | 137    | 242    | 66     | 32     | 29    | 0   | 1548    |
| Eels, cusk             | 0      | 0       | 3      | 0      | 0      | 0      | 0      | 0      | 0      | 0      | 0     | 0   | 3       |
| Florida pompano        | 0      | 3       | 0      | 0      | 0      | 0      | 0      | 0      | 0      | 0      | 0     | 0   | 3       |
| Flounder, unclassified | 418    | 36      | 2279   | 0      | 0      | 0      | 20     | 0      | 10     | 99     | 334   | 0   | 3195    |
| Great barracuda        | 36     | 0       | 0      | 0      | 54     | 68     | 0      | 65     | 74     | 106    | 7     | 0   | 411     |
| Greater amberjack      | 5312   | 5008    | 5404   | 16655  | 40443  | 29095  | 21078  | 15766  | 1926   | 1701   | 2106  | 0   | 144494  |
| Grouper, black         | 0      | 419     | 216    | 101    | 106    | 0      | 22     | 0      | 477    | 51     | 0     | 0   | 1392    |
| Grouper, scamp         | 0      | 3762    | 1265   | 0      | 8      | 132    | 978    | 205    | 197    | 208    | 0     | 0   | 6755    |
| Grouper, unclassified  | 308    | 2318    | 1752   | 3966   | 4756   | 2519   | 10423  | 424    | 168    | 0      | 34    | 0   | 26666   |
| Grouper, warsaw        | 0      | 979     | 1550   | 505    | 115    | 139    | 689    | 332    | 349    | 219    | 0     | 0   | 4875    |
| Grouper, yellowedge    | 0      | 126     | 20     | 0      | 2      | 0      | 14503  | 1891   | 0      | 0      | 0     | 0   | 16543   |
| Herring, unclassified  | 0      | 0       | 0      | 19     | 0      | 0      | 0      | 0      | 0      | 0      | 0     | 0   | 19      |
| Kingfish, unclassified | 0      | 0       | 33     | 0      | 0      | 0      | 0      | 0      | 0      | 0      | 0     | 0   | 33      |
| Mackerel, king         | 0      | 0       | 0      | 0      | 0      | 0      | 207138 | 8616   | 0      | 0      | 0     | 0   | 215754  |
| Mullet, unclassified   | 0      | 0       | 0      | 0      | 43     | 0      | 7      | 0      | 6      | 0      | 8     | 0   | 64      |
| Oilfish                | 1489   | 840     | 1907   | 235    | 286    | 1273   | 804    | 83     | 157    | 336    | 353   | 0   | 7762    |
| Porgy, unclassified    | 0      | 0       | 0      | 0      | 0      | 0      | 9      | 0      | 0      | 0      | 0     | 0   | 9       |
| Shark, shortfin mako   | 0      | 0       | 0      | 0      | 0      | 0      | 0      | 0      | 36     | 0      | 0     | 0   | 36      |
| Shark, unclassified    | 2440   | 1004    | 1348   | 0      | 26     | 0      | 5589   | 0      | 0      | 0      | 0     | 0   | 10407   |
| Snapper, lane          | 0      | 0       | 0      | 0      | 0      | 0      | 0      | 0      | 0      | 0      | 46    | 0   | 46      |
| Snapper, red           | 0      | 1058359 | 490521 | 0      | 0      | 0      | 0      | 0      | 287854 | 86258  | 0     | 0   | 1922992 |
| Snapper, unclassified  | 0      | 14364   | 10546  | 4902   | 5459   | 3818   | 302    | 0      | 10     | 69     | 0     | 0   | 39469   |
| Snapper, vermilion     | 37967  | 22767   | 34238  | 68298  | 56016  | 12470  | 23379  | 24952  | 19593  | 12247  | 28960 | 0   | 340886  |
| Swordfish              | 1673   | 10723   | 9565   | 0      | 0      | 19919  | 20279  | 4099   | 11845  | 0      | 156   | 0   | 78259   |
| Tilefish               | 0      | 0       | 0      | 16     | 0      | 0      | 843    | 0      | 0      | 0      | 0     | 0   | 859     |
| Triggerfish, gray      | 15     | 732     | 676    | 280    | 165    | 828    | 444    | 20     | 275    | 33     | 0     | 0   | 3468    |
| Tuna, blackfin         | 0      | 0       | 1707   | 0      | 0      | 523    | 0      | 417    | 0      | 0      | 0     | 0   | 2646    |
| Tuna, bluefin          | 0      | 1706    | 0      | 3297   | 676    | 397    | 0      | 0      | 0      | 0      | 0     | 0   | 6076    |
| Tuna, unclassified     | 0      | 711     | 554    | 0      | 0      | 0      | 0      | 0      | 0      | 0      | 0     | 0   | 1265    |
| Tuna, yellowfin        | 79702  | 36363   | 52937  | 6801   | 39774  | 106478 | 28288  | 44991  | 32862  | 5523   | 4419  | 0   | 438139  |
| Tuna, Atlantic bonito  | 131    | 104     | 16     | 197    | 68     | 0      | 307    | 0      | 0      | 0      | 0     | 0   | 608     |
| Unclassified food      | 0      | 18      | 16     | 197    | 230    | 115    | 114    | 44     | 192    | 68     | 230   | 0   | 1223    |
| Unclassified scrap     | 0      | 0       | 4      | 0      | 26     | 0      | 0      | 0      | 0      | 171    | 0     | 0   | 201     |
| Wahoo                  | 76     | 0       | 596    | 261    | 0      | 250    | 0      | 307    | 407    | 36     | 0     | 0   | 1934    |
| Total finfish          | 131040 | 1160886 | 617679 | 107350 | 150306 | 179543 | 337375 | 103090 | 357829 | 108047 | 38249 | 0   | 3291393 |

Table E.4. (Continued).

| Species             | Jan    | Feb     | March  | April  | May    | June   | July   | Aug    | Sept   | Oct    | Nov   | Dec | Total   |
|---------------------|--------|---------|--------|--------|--------|--------|--------|--------|--------|--------|-------|-----|---------|
| SHELLFISH           |        |         |        |        |        |        |        |        |        |        |       |     |         |
| Squid, unclassified | 0      | 0       | 446    | 270    | 64     | 0      | 0      | 48     | 0      | 0      | 0     | 168 | 996     |
| Total shellfish     | 0      | 0       | 446    | 270    | 64     | 0      | 0      | 48     | 0      | 0      | 0     | 168 | 996     |
| Grand Total         | 131040 | 1160886 | 618125 | 107620 | 150370 | 179543 | 337375 | 103138 | 357829 | 108047 | 38249 | 168 | 3292389 |

Table E.5. Weight (lb) of each species, except shrimp, landed commercially from Gulf of Mexico grid zone 19.0 during 1997.

| Species                | Jan   | Feb    | March  | April | May   | June | July | Aug  | Sept   | Oct  | Nov  | Dec   | Total  |
|------------------------|-------|--------|--------|-------|-------|------|------|------|--------|------|------|-------|--------|
| <b>FINFISH</b>         |       |        |        |       |       |      |      |      |        |      |      |       |        |
| Atlantic cutlassfish   | 0     | 0      | 0      | 0     | 0     | 0    | 182  | 198  | 0      | 0    | 0    | 0     | 380    |
| Cobia                  | 0     | 0      | 0      | 0     | 0     | 0    | 17   | 0    | 0      | 0    | 43   | 0     | 60     |
| Dolphin                | 0     | 0      | 0      | 0     | 43    | 0    | 32   | 8    | 47     | 0    | 0    | 0     | 130    |
| Flounder, unclassified | 47    | 0      | 0      | 100   | 244   | 0    | 112  | 0    | 50     | 75   | 575  | 76    | 1279   |
| Greater amberjack      | 620   | 165    | 228    | 1484  | 796   | 88   | 120  | 383  | 1576   | 122  | 429  | 97    | 6108   |
| Grouper, black         | 0     | 0      | 0      | 0     | 0     | 0    | 0    | 0    | 0      | 45   | 0    | 0     | 45     |
| Grouper, scamp         | 191   | 605    | 991    | 35    | 25    | 0    | 0    | 0    | 132    | 0    | 0    | 0     | 1979   |
| Grouper, unclassified  | 0     | 277    | 870    | 710   | 828   | 0    | 0    | 886  | 1919   | 1358 | 2858 | 1767  | 11473  |
| Grouper, warsaw        | 1490  | 1227   | 395    | 680   | 136   | 0    | 112  | 0    | 860    | 0    | 0    | 54    | 4954   |
| Grouper, yellowedge    | 1396  | 132    | 0      | 902   | 573   | 104  | 248  | 0    | 101    | 0    | 0    | 0     | 3456   |
| Kingfish, unclassified | 67    | 0      | 0      | 0     | 0     | 0    | 0    | 0    | 150    | 68   | 342  | 85    | 712    |
| Mullet, unclassified   | 0     | 0      | 0      | 0     | 0     | 0    | 0    | 0    | 30     | 0    | 0    | 0     | 30     |
| Shark, shortfin mako   | 0     | 0      | 150    | 0     | 0     | 0    | 0    | 0    | 0      | 0    | 0    | 67    | 217    |
| Sheepshead             | 0     | 0      | 0      | 0     | 0     | 0    | 0    | 0    | 2865   | 0    | 0    | 0     | 2865   |
| Snapper, red           | 0     | 89489  | 103212 | 0     | 0     | 0    | 0    | 0    | 66126  | 167  | 0    | 0     | 258994 |
| Snapper, unclassified  | 0     | 0      | 4852   | 1174  | 4116  | 0    | 0    | 5746 | 0      | 5812 | 2223 | 5840  | 29763  |
| Snapper, vermilion     | 7874  | 8373   | 2938   | 8609  | 5389  | 6329 | 4330 | 71   | 12294  | 175  | 418  | 6595  | 63395  |
| Triggerfish, gray      | 177   | 1128   | 577    | 0     | 798   | 182  | 112  | 52   | 1068   | 156  | 21   | 446   | 4717   |
| Tuna, blackfin         | 0     | 0      | 374    | 82    | 0     | 0    | 0    | 22   | 0      | 95   | 607  | 1120  | 2300   |
| Unclassified food      | 0     | 0      | 0      | 105   | 150   | 0    | 0    | 153  | 0      | 138  | 0    | 24    | 570    |
| Total finfish          | 11862 | 101396 | 114587 | 13881 | 13098 | 6703 | 5265 | 7519 | 87218  | 8211 | 7516 | 16171 | 393427 |
| <b>SHELLFISH</b>       |       |        |        |       |       |      |      |      |        |      |      |       |        |
| Crab, blue             | 0     | 0      | 0      | 72    | 0     | 150  | 1080 | 0    | 20315  | 90   | 0    | 0     | 21707  |
| Squid, unclassified    | 76    | 48     | 195    | 12    | 12    | 0    | 225  | 0    | 25     | 20   | 0    | 200   | 813    |
| Total shellfish        | 76    | 48     | 195    | 84    | 12    | 150  | 1305 | 0    | 20340  | 110  | 0    | 200   | 22520  |
| Grand Total            | 11938 | 101444 | 114782 | 13965 | 13110 | 6853 | 6570 | 7519 | 107558 | 8321 | 7516 | 16371 | 415947 |



Table E.6. Ex-vessel value (\$) of each species, except shrimp, landed commercially from Gulf of Mexico grid zone 19.0 during 1997.

| Species                | Jan   | Feb    | March  | April | May   | June  | July  | Aug   | Sept   | Oct   | Nov   | Dec   | Total  |
|------------------------|-------|--------|--------|-------|-------|-------|-------|-------|--------|-------|-------|-------|--------|
| <b>FINFISH</b>         |       |        |        |       |       |       |       |       |        |       |       |       |        |
| Atlantic cutlassfish   | 0     | 0      | 0      | 0     | 0     | 0     | 69    | 75    | 0      | 0     | 0     | 0     | 144    |
| Cobia                  | 0     | 0      | 0      | 0     | 0     | 0     | 18    | 0     | 0      | 0     | 72    | 0     | 90     |
| Dolphin                | 0     | 0      | 0      | 0     | 63    | 0     | 37    | 12    | 34     | 0     | 0     | 0     | 146    |
| Flounder, unclassified | 54    | 0      | 0      | 175   | 447   | 0     | 140   | 0     | 113    | 113   | 1086  | 122   | 2249   |
| Greater amberjack      | 862   | 206    | 285    | 1678  | 972   | 77    | 144   | 460   | 1787   | 140   | 516   | 115   | 7242   |
| Grouper, black         | 0     | 0      | 0      | 0     | 0     | 0     | 0     | 0     | 0      | 113   | 0     | 0     | 113    |
| Grouper, scamp         | 453   | 1228   | 2012   | 77    | 51    | 0     | 0     | 0     | 260    | 0     | 5530  | 0     | 4080   |
| Grouper, unclassified  | 0     | 504    | 1678   | 1445  | 1681  | 0     | 0     | 1799  | 3811   | 2757  | 0     | 3373  | 22576  |
| Grouper, warsaw        | 2965  | 2074   | 735    | 1299  | 265   | 0     | 189   | 0     | 1565   | 0     | 0     | 91    | 9183   |
| Grouper, yellowedge    | 3071  | 257    | 0      | 1984  | 1094  | 154   | 474   | 0     | 184    | 0     | 0     | 0     | 7219   |
| Kingfish, unclassified | 44    | 0      | 0      | 0     | 0     | 0     | 0     | 0     | 105    | 44    | 257   | 44    | 493    |
| Mullet, unclassified   | 0     | 0      | 0      | 0     | 0     | 0     | 0     | 0     | 15     | 0     | 0     | 0     | 15     |
| Shark, shortfin mako   | 0     | 0      | 156    | 0     | 0     | 0     | 0     | 0     | 0      | 0     | 0     | 56    | 212    |
| Sheepshead             | 0     | 0      | 0      | 0     | 0     | 0     | 0     | 0     | 4412   | 0     | 0     | 0     | 4412   |
| Snapper, red           | 0     | 181654 | 203060 | 0     | 0     | 0     | 0     | 0     | 126160 | 279   | 0     | 0     | 511154 |
| Snapper, unclassified  | 0     | 0      | 8734   | 2219  | 7409  | 0     | 0     | 11377 | 0      | 11508 | 4513  | 11563 | 57322  |
| Snapper, vermilion     | 19134 | 15071  | 4760   | 20145 | 10940 | 12521 | 8444  | 131   | 17703  | 306   | 732   | 14575 | 124462 |
| Triggerfish, gray      | 119   | 654    | 335    | 0     | 614   | 175   | 108   | 87    | 786    | 130   | 16    | 214   | 3236   |
| Tuna, blackfin         | 0     | 0      | 423    | 111   | 0     | 0     | 30    | 0     | 0      | 128   | 819   | 504   | 2015   |
| Unclassified food      | 0     | 0      | 0      | 101   | 144   | 0     | 0     | 257   | 0      | 120   | 0     | 23    | 645    |
| Total finfish          | 26701 | 201669 | 222176 | 29233 | 23679 | 12927 | 9623  | 14228 | 156935 | 15637 | 13540 | 30680 | 757008 |
| <b>SHELLFISH</b>       |       |        |        |       |       |       |       |       |        |       |       |       |        |
| Crab, blue             | 0     | 0      | 0      | 60    | 0     | 101   | 680   | 0     | 11180  | 75    | 0     | 0     | 12096  |
| Squid, unclassified    | 27    | 17     | 195    | 6     | 6     | 0     | 165   | 0     | 13     | 10    | 0     | 100   | 538    |
| Total shellfish        | 27    | 17     | 195    | 66    | 6     | 101   | 845   | 0     | 11193  | 85    | 0     | 100   | 12634  |
| Grand Total            | 26727 | 201666 | 222371 | 29299 | 23685 | 13027 | 10468 | 14228 | 168128 | 15722 | 13540 | 30780 | 769641 |

Table E.7. Weight (lb) of each species, except shrimp, landed commercially from Gulf of Mexico grid zone 20.0 during 1997.

| Species               | Jan   | Feb   | March | April | May  | June | July | Aug  | Sept  | Oct   | Nov | Dec | Total  |
|-----------------------|-------|-------|-------|-------|------|------|------|------|-------|-------|-----|-----|--------|
| <b>FINFISH</b>        |       |       |       |       |      |      |      |      |       |       |     |     |        |
| Atlantic croaker      | 0     | 0     | 0     | 0     | 0    | 0    | 0    | 0    | 0     | 17    | 0   | 0   | 17     |
| Cobia                 | 79    | 17    | 0     | 0     | 0    | 0    | 0    | 47   | 47    | 0     | 0   | 0   | 190    |
| Dolphin               | 0     | 20    | 0     | 0     | 0    | 0    | 0    | 14   | 0     | 409   | 0   | 0   | 443    |
| Eels, cusk            | 0     | 0     | 40    | 0     | 0    | 68   | 49   | 0    | 25    | 0     | 0   | 0   | 182    |
| Greater amberjack     | 131   | 22    | 295   | 171   | 199  | 32   | 1140 | 534  | 98    | 1039  | 89  | 0   | 3750   |
| Grouper, black        | 0     | 0     | 0     | 0     | 0    | 0    | 0    | 0    | 0     | 91    | 0   | 0   | 91     |
| Grouper, unclassified | 271   | 262   | 584   | 559   | 943  | 745  | 915  | 595  | 408   | 1192  | 235 | 215 | 6924   |
| Grouper, warsaw       | 407   | 42    | 410   | 217   | 0    | 289  | 0    | 0    | 480   | 690   | 0   | 0   | 2535   |
| Grouper, yellowedge   | 1344  | 369   | 399   | 3571  | 791  | 5640 | 0    | 0    | 3447  | 2010  | 0   | 0   | 17571  |
| Mackerel, king        | 0     | 0     | 0     | 0     | 28   | 295  | 0    | 0    | 0     | 0     | 0   | 0   | 323    |
| Mullet, unclassified  | 0     | 0     | 0     | 0     | 0    | 0    | 0    | 0    | 0     | 31    | 76  | 0   | 107    |
| Shark, blacktip       | 0     | 97    | 0     | 0     | 0    | 0    | 0    | 0    | 0     | 0     | 0   | 0   | 97     |
| Shark, unclassified   | 51844 | 33695 | 27228 | 13862 | 420  | 1810 | 225  | 0    | 1541  | 421   | 0   | 0   | 131046 |
| Snapper, red          | 0     | 8638  | 20226 | 0     | 0    | 113  | 0    | 0    | 4825  | 17728 | 44  | 0   | 51574  |
| Snapper, unclassified | 0     | 490   | 0     | 0     | 0    | 0    | 1146 | 6    | 0     | 23    | 0   | 0   | 1665   |
| Snapper, vermilion    | 0     | 753   | 491   | 62    | 0    | 0    | 0    | 657  | 395   | 3167  | 151 | 0   | 5676   |
| Swordfish             | 0     | 4264  | 14492 | 783   | 0    | 0    | 0    | 0    | 0     | 0     | 0   | 0   | 19539  |
| Tilefish              | 0     | 0     | 0     | 0     | 0    | 152  | 0    | 74   | 54    | 196   | 0   | 0   | 476    |
| Triggerfish, gray     | 0     | 0     | 35    | 0     | 0    | 0    | 0    | 0    | 42    | 246   | 7   | 0   | 330    |
| Tuna, blackfin        | 0     | 0     | 25    | 0     | 0    | 0    | 0    | 17   | 0     | 0     | 166 | 0   | 208    |
| Tuna, bluefin         | 0     | 0     | 0     | 0     | 0    | 0    | 0    | 0    | 96    | 0     | 0   | 0   | 96     |
| Tuna, unclassified    | 0     | 220   | 637   | 0     | 0    | 56   | 0    | 48   | 0     | 0     | 0   | 0   | 961    |
| Tuna, yellowfin       | 0     | 0     | 0     | 0     | 50   | 0    | 0    | 0    | 0     | 0     | 0   | 0   | 50     |
| Unclassified food     | 0     | 0     | 42    | 0     | 0    | 0    | 0    | 0    | 0     | 0     | 0   | 0   | 42     |
| Total finfish         | 54076 | 48889 | 64904 | 19225 | 2431 | 9200 | 3475 | 1992 | 11458 | 27260 | 768 | 215 | 243893 |
| <b>SHELLFISH</b>      |       |       |       |       |      |      |      |      |       |       |     |     |        |
| Squid, unclassified   | 0     | 100   | 0     | 0     | 0    | 0    | 0    | 0    | 0     | 0     | 0   | 0   | 100    |
| Total shellfish       | 0     | 100   | 0     | 0     | 0    | 0    | 0    | 0    | 0     | 0     | 0   | 0   | 100    |
| Grand Total           | 54076 | 48989 | 64904 | 19225 | 2431 | 9200 | 3475 | 1992 | 11458 | 27260 | 768 | 215 | 243993 |

Table E.8. Ex-vessel value (\$) of each species, except shrimp, landed commercially from Gulf of Mexico grid zone 20.0 during 1997.

| Species               | Jan   | Feb   | March | April | May  | June  | July | Aug  | Sept  | Oct   | Nov  | Dec | Total  |
|-----------------------|-------|-------|-------|-------|------|-------|------|------|-------|-------|------|-----|--------|
| <b>FINFISH</b>        |       |       |       |       |      |       |      |      |       |       |      |     |        |
| Atlantic croaker      | 0     | 0     | 0     | 0     | 0    | 0     | 0    | 0    | 0     | 21    | 0    | 0   | 21     |
| Cobia                 | 96    | 23    | 0     | 0     | 0    | 0     | 0    | 90   | 66    | 0     | 0    | 0   | 275    |
| Dolphin               | 0     | 25    | 0     | 0     | 0    | 0     | 0    | 16   | 0     | 339   | 0    | 0   | 381    |
| Eels, cusk            | 0     | 0     | 32    | 0     | 0    | 48    | 35   | 0    | 18    | 0     | 0    | 0   | 133    |
| Greater amberjack     | 179   | 37    | 440   | 231   | 269  | 43    | 1637 | 793  | 139   | 987   | 120  | 0   | 4876   |
| Grouper, black        | 0     | 0     | 0     | 0     | 0    | 0     | 0    | 0    | 0     | 147   | 0    | 0   | 147    |
| Grouper, unclassified | 518   | 500   | 1115  | 1068  | 1801 | 1423  | 1748 | 1136 | 779   | 2088  | 449  | 411 | 13035  |
| Grouper, warsaw       | 639   | 66    | 640   | 391   | 0    | 442   | 0    | 0    | 792   | 1056  | 0    | 0   | 4026   |
| Grouper, yellowedge   | 3024  | 749   | 702   | 9285  | 1337 | 11957 | 0    | 0    | 7170  | 4080  | 0    | 0   | 38304  |
| Mackerel, king        | 0     | 0     | 0     | 0     | 28   | 266   | 0    | 0    | 0     | 0     | 0    | 0   | 294    |
| Mullet, unclassified  | 0     | 0     | 0     | 0     | 0    | 0     | 0    | 0    | 0     | 60    | 152  | 0   | 212    |
| Shark, blacktip       | 0     | 35    | 0     | 0     | 0    | 0     | 0    | 0    | 0     | 0     | 0    | 0   | 35     |
| Shark, unclassified   | 2592  | 16233 | 14512 | 6515  | 181  | 778   | 94   | 0    | 503   | 152   | 0    | 0   | 64891  |
| Snapper, red          | 0     | 15149 | 36612 | 0     | 0    | 102   | 0    | 0    | 9242  | 34540 | 89   | 0   | 95735  |
| Snapper, unclassified | 0     | 945   | 0     | 0     | 0    | 0     | 2063 | 5    | 0     | 21    | 0    | 0   | 3034   |
| Snapper, vermillion   | 0     | 1084  | 737   | 56    | 0    | 0     | 0    | 1183 | 533   | 5004  | 272  | 0   | 8868   |
| Swordfish             | 0     | 9323  | 36520 | 1409  | 0    | 0     | 0    | 0    | 0     | 0     | 0    | 0   | 47252  |
| Tilefish              | 0     | 0     | 0     | 0     | 0    | 163   | 0    | 66   | 48    | 253   | 0    | 0   | 529    |
| Triggerfish, gray     | 0     | 0     | 34    | 0     | 0    | 0     | 0    | 0    | 40    | 118   | 3    | 0   | 195    |
| Tuna, blackfin        | 0     | 0     | 20    | 0     | 0    | 0     | 0    | 8    | 0     | 0     | 299  | 0   | 326    |
| Tuna, bluefin         | 0     | 0     | 0     | 0     | 0    | 0     | 0    | 0    | 57    | 0     | 0    | 0   | 57     |
| Tuna, unclassified    | 0     | 550   | 1433  | 0     | 0    | 78    | 0    | 36   | 0     | 0     | 0    | 0   | 2097   |
| Tuna, yellowfin       | 0     | 0     | 0     | 0     | 135  | 0     | 0    | 0    | 0     | 0     | 0    | 0   | 135    |
| Unclassified food     | 0     | 0     | 34    | 0     | 0    | 0     | 0    | 0    | 0     | 0     | 0    | 0   | 34     |
| Total finfish         | 30378 | 44719 | 92831 | 18954 | 3750 | 15300 | 5577 | 3333 | 19388 | 48865 | 1385 | 411 | 284891 |
| <b>SHELLFISH</b>      |       |       |       |       |      |       |      |      |       |       |      |     |        |
| Squid, unclassified   | 0     | 45    | 0     | 0     | 0    | 0     | 0    | 0    | 0     | 0     | 0    | 0   | 45     |
| Total shellfish       | 0     | 45    | 0     | 0     | 0    | 0     | 0    | 0    | 0     | 0     | 0    | 0   | 45     |
| Grand Total           | 30378 | 44764 | 92831 | 18954 | 3750 | 15300 | 5577 | 3333 | 19388 | 48865 | 1385 | 411 | 284936 |

Table E.9. Weight (lb) of each species, except shrimp, landed commercially from Gulf of Mexico grid zone 21.0 during 1997.

| Species               | Jan   | Feb   | March | April | May   | June  | July  | Aug   | Sept  | Oct   | Nov   | Dec   | Total  |
|-----------------------|-------|-------|-------|-------|-------|-------|-------|-------|-------|-------|-------|-------|--------|
| <b>FINFISH</b>        |       |       |       |       |       |       |       |       |       |       |       |       |        |
| Cobia                 | 0     | 45    | 0     | 0     | 15    | 10    | 0     | 0     | 0     | 0     | 0     | 0     | 70     |
| Dolphin               | 332   | 245   | 89    | 0     | 20    | 490   | 2126  | 313   | 572   | 113   | 60    | 509   | 4869   |
| Florida pompano       | 0     | 0     | 4     | 0     | 0     | 0     | 0     | 2     | 0     | 0     | 0     | 0     | 6      |
| Greater amberjack     | 0     | 183   | 190   | 0     | 19    | 1724  | 0     | 0     | 58    | 192   | 0     | 0     | 2366   |
| Grouper, scamp        | 0     | 25    | 0     | 0     | 0     | 0     | 0     | 0     | 0     | 0     | 0     | 0     | 25     |
| Grouper, unclassified | 0     | 195   | 532   | 0     | 0     | 0     | 0     | 0     | 0     | 0     | 0     | 0     | 727    |
| Grouper, warsaw       | 0     | 708   | 870   | 0     | 146   | 48    | 0     | 0     | 83    | 0     | 0     | 0     | 1855   |
| Grouper, yellowfin    | 0     | 224   | 559   | 0     | 3700  | 2074  | 0     | 0     | 86    | 1048  | 0     | 0     | 7691   |
| Mullet, unclassified  | 0     | 0     | 0     | 0     | 0     | 0     | 0     | 0     | 0     | 0     | 0     | 47    | 47     |
| Oilfish               | 756   | 801   | 361   | 0     | 0     | 0     | 896   | 585   | 543   | 1182  | 827   | 2338  | 8289   |
| Shark, blacktip       | 0     | 211   | 168   | 0     | 0     | 0     | 1222  | 0     | 0     | 0     | 0     | 0     | 1601   |
| Shark, shortfin mako  | 0     | 39    | 0     | 0     | 0     | 0     | 826   | 339   | 103   | 0     | 0     | 0     | 1307   |
| Shark, unclassified   | 0     | 0     | 0     | 0     | 0     | 60    | 0     | 0     | 770   | 156   | 0     | 0     | 986    |
| Snapper, red          | 0     | 42392 | 28060 | 0     | 914   | 0     | 0     | 0     | 12755 | 4216  | 0     | 0     | 88337  |
| Snapper, unclassified | 0     | 1527  | 6     | 0     | 0     | 0     | 0     | 0     | 0     | 0     | 0     | 0     | 1533   |
| Snapper, vermilion    | 0     | 1103  | 2522  | 0     | 0     | 0     | 0     | 0     | 960   | 0     | 0     | 0     | 4585   |
| Swordfish             | 17743 | 13637 | 1075  | 0     | 336   | 4799  | 12647 | 8260  | 14108 | 3876  | 1118  | 3403  | 81002  |
| Tilefish              | 0     | 0     | 0     | 0     | 0     | 0     | 0     | 0     | 0     | 1061  | 0     | 0     | 1061   |
| Triggerfish, gray     | 0     | 79    | 31    | 0     | 31    | 0     | 0     | 0     | 0     | 0     | 0     | 0     | 141    |
| Tuna, blackfin        | 0     | 57    | 0     | 0     | 162   | 639   | 175   | 0     | 13    | 19    | 62    | 0     | 1127   |
| Tuna, yellowfin       | 30752 | 27599 | 779   | 0     | 7931  | 18845 | 32882 | 33263 | 16767 | 8749  | 10264 | 33518 | 221349 |
| Unclassified food     | 0     | 0     | 0     | 0     | 123   | 12    | 0     | 178   | 151   | 73    | 0     | 82    | 619    |
| Wahoo                 | 0     | 205   | 0     | 0     | 0     | 0     | 196   | 371   | 168   | 0     | 0     | 60    | 1000   |
| Total finfish         | 49583 | 89275 | 35246 | 0     | 13397 | 28701 | 50970 | 43311 | 47137 | 20685 | 12331 | 39957 | 430593 |
| <b>SHELLFISH</b>      |       |       |       |       |       |       |       |       |       |       |       |       |        |
| Shrimp, mantis        | 0     | 300   | 0     | 0     | 0     | 0     | 0     | 0     | 0     | 0     | 0     | 0     | 300    |
| Squid, unclassified   | 50    | 0     | 150   | 0     | 0     | 0     | 0     | 0     | 100   | 100   | 100   | 0     | 500    |
| Total shellfish       | 50    | 300   | 150   | 0     | 0     | 0     | 0     | 0     | 100   | 100   | 100   | 0     | 800    |
| Grand Total           | 49633 | 89575 | 35396 | 0     | 13397 | 28701 | 50970 | 43311 | 47237 | 20785 | 12431 | 39957 | 431393 |

Table E.10. Ex-vessel value (\$) of each species, except shrimp, landed commercially from Gulf of Mexico grid zone 21.0 during 1997.

| Species               | Jan    | Feb    | March | April | May   | June  | July  | Aug    | Sept  | Oct   | Nov   | Dec   | Total  |
|-----------------------|--------|--------|-------|-------|-------|-------|-------|--------|-------|-------|-------|-------|--------|
| <b>FINFISH</b>        |        |        |       |       |       |       |       |        |       |       |       |       |        |
| Cobia                 | 0      | 54     | 0     | 0     | 18    | 12    | 0     | 0      | 0     | 0     | 0     | 0     | 84     |
| Dolphin               | 276    | 203    | 74    | 0     | 17    | 309   | 1765  | 326    | 475   | 94    | 50    | 422   | 4009   |
| Florida pompano       | 0      | 0      | 3     | 0     | 0     | 0     | 0     | 2      | 0     | 0     | 0     | 0     | 5      |
| Greater amberjack     | 0      | 198    | 217   | 0     | 18    | 2896  | 0     | 0      | 61    | 204   | 0     | 0     | 3595   |
| Grouper, scamp        | 0      | 47     | 0     | 0     | 0     | 0     | 0     | 0      | 0     | 0     | 0     | 0     | 47     |
| Grouper, unclassified | 0      | 330    | 990   | 0     | 0     | 0     | 0     | 0      | 0     | 0     | 0     | 0     | 1319   |
| Grouper, warsaw       | 0      | 658    | 1470  | 0     | 185   | 61    | 0     | 0      | 105   | 0     | 0     | 0     | 2481   |
| Grouper, yellowfin    | 0      | 379    | 710   | 0     | 6438  | 3961  | 0     | 0      | 145   | 2044  | 0     | 0     | 13677  |
| Mullet, unclassified  | 0      | 0      | 0     | 0     | 0     | 0     | 0     | 0      | 0     | 0     | 0     | 76    | 76     |
| Oilfish               | 680    | 360    | 245   | 0     | 0     | 0     | 806   | 527    | 304   | 1111  | 620   | 1754  | 6408   |
| Shark, blacktip       | 0      | 91     | 49    | 0     | 0     | 0     | 440   | 0      | 0     | 0     | 0     | 0     | 579    |
| Shark, shortfin mako  | 0      | 35     | 0     | 0     | 0     | 0     | 595   | 305    | 74    | 0     | 0     | 0     | 1009   |
| Shark, unclassified   | 0      | 0      | 0     | 0     | 0     | 24    | 0     | 0      | 223   | 69    | 0     | 0     | 316    |
| Snapper, red          | 0      | 69063  | 56609 | 0     | 823   | 0     | 0     | 0      | 25893 | 9469  | 0     | 0     | 161855 |
| Snapper, unclassified | 0      | 2060   | 5     | 0     | 0     | 0     | 0     | 0      | 0     | 0     | 0     | 0     | 2065   |
| Snapper, vermilion    | 0      | 1886   | 4483  | 0     | 0     | 0     | 0     | 0      | 1728  | 0     | 0     | 0     | 8098   |
| Swordfish             | 45114  | 29883  | 2927  | 0     | 242   | 12473 | 27466 | 16967  | 17223 | 9944  | 1864  | 6437  | 170540 |
| Tilefish              | 0      | 0      | 0     | 0     | 0     | 0     | 0     | 0      | 0     | 1029  | 0     | 0     | 1029   |
| Triggerfish, gray     | 0      | 38     | 15    | 0     | 15    | 0     | 0     | 0      | 0     | 0     | 0     | 0     | 68     |
| Tuna, blackfin        | 0      | 26     | 0     | 0     | 73    | 1725  | 56    | 0      | 12    | 9     | 28    | 0     | 1928   |
| Tuna, yellowfin       | 101465 | 68601  | 2274  | 0     | 16347 | 36137 | 60676 | 91299  | 31876 | 26586 | 28816 | 80837 | 544915 |
| Unclassified food     | 0      | 0      | 0     | 0     | 92    | 12    | 0     | 89     | 151   | 73    | 0     | 82    | 499    |
| Wahoo                 | 0      | 154    | 0     | 0     | 0     | 0     | 184   | 349    | 158   | 0     | 0     | 56    | 901    |
| Total finfish         | 147535 | 174065 | 70073 | 0     | 24268 | 57611 | 91987 | 109863 | 78429 | 50630 | 31377 | 89664 | 925503 |
| <b>SHELLFISH</b>      |        |        |       |       |       |       |       |        |       |       |       |       |        |
| Shrimp, mantis        | 0      | 300    | 0     | 0     | 0     | 0     | 0     | 0      | 0     | 0     | 0     | 0     | 300    |
| Squid, unclassified   | 20     | 0      | 60    | 0     | 0     | 0     | 0     | 0      | 40    | 90    | 40    | 0     | 250    |
| Total shellfish       | 20     | 300    | 60    | 0     | 0     | 0     | 0     | 0      | 40    | 90    | 40    | 0     | 550    |
| Grand Total           | 147555 | 174365 | 70133 | 0     | 24268 | 57611 | 91987 | 109863 | 78469 | 50720 | 31417 | 89664 | 926053 |

Table E.11. Weight (lb) of each shrimp species (heads-on) landed commercially from the Gulf of Mexico during 1997.

| Month     | Brown and Pink | White      | Other     | Total      |
|-----------|----------------|------------|-----------|------------|
| January   | 933,633        | 334,888    | 81,271    | 1,349,792  |
| February  | 898,618        | 201,375    | 106,368   | 1,206,361  |
| March     | 428,399        | 385,753    | 151,836   | 965,989    |
| April     | 451,512        | 316,168    | 1,075,188 | 1,842,868  |
| May       | 617,132        | 429,309    | 2,322,729 | 3,369,170  |
| June      | 127,549        | 119,852    | 15,551    | 262,952    |
| July      | 5,343,664      | 775,230    | 36,102    | 6,154,996  |
| August    | 6,934,816      | 1,306,025  | 76,718    | 8,317,558  |
| September | 3,767,852      | 1,391,199  | 118,880   | 5,277,931  |
| October   | 3,189,829      | 2,944,138  | 88,153    | 6,222,120  |
| November  | 3,311,511      | 2,124,690  | 424,249   | 5,860,450  |
| December  | 2,822,747      | 874,256    | 484,877   | 4,181,880  |
| Total     | 28,827,262     | 11,202,884 | 4,981,921 | 45,012,067 |

Table E.12. Ex-vessel value (\$) of each shrimp species (heads-on) landed commercially from the Gulf of Mexico during 1997.

| Month     | Brown and Pink | White      | Other     | Total       |
|-----------|----------------|------------|-----------|-------------|
| January   | 3,472,264      | 1,051,588  | 40,275    | 4,564,127   |
| February  | 3,452,612      | 511,779    | 51,153    | 4,015,544   |
| March     | 1,520,946      | 1,023,561  | 102,687   | 2,647,194   |
| April     | 1,645,899      | 1,043,481  | 678,912   | 3,368,292   |
| May       | 2,075,387      | 1,606,290  | 1,301,842 | 4,983,519   |
| June      | 436,211        | 428,434    | 9,372     | 874,017     |
| July      | 13,446,947     | 3,611,335  | 25,797    | 17,084,079  |
| August    | 21,282,097     | 4,992,054  | 49,214    | 26,323,365  |
| September | 13,431,976     | 4,365,043  | 91,117    | 17,888,136  |
| October   | 11,379,904     | 9,159,035  | 82,000    | 20,620,939  |
| November  | 11,159,272     | 6,772,322  | 183,066   | 18,114,660  |
| December  | 10,195,804     | 2,765,788  | 236,511   | 13,198,103  |
| Total     | 93,499,319     | 37,330,710 | 2,851,946 | 133,681,975 |

**Appendix F. Weight (lb) and ex-vessel value (\$) of menhaden caught off Texas but landed commercially in Louisiana during 1977-1997.**



Table F.1. Total weight (lb. x 1,000) and ex-vessel value (\$ x 1,000) of menhaden (*Brevoortia sp.*) caught off Texas but landed commercially in Louisiana during 1977-1997. Data from NMFS.

| Year | Total weight landed | Total ex-vessel value |
|------|---------------------|-----------------------|
| 1977 | 46,076.1            | 1,828.8               |
| 1978 | 111,552.8           | 4,813.5               |
| 1979 | 116,623.3           | 4,983.3               |
| 1980 | 52,028.6            | 2,323.6               |
| 1981 | 131,394.2           | 5,148.0               |
| 1982 | 121,693.9           | 4,698.6               |
| 1983 | 95,459.2            | 3,865.1               |
| 1984 | 116,623.3           | 4,588.0               |
| 1985 | 49,550.6            | 1,949.3               |
| 1986 | 141,147.3           | 7,410.2               |
| 1987 | 110,230.0           | 4,626.4               |
| 1988 | 80,485.1            | 4,185.2               |
| 1989 | 95,700.0            | 4,785.0               |
| 1990 | 76,673.8            | 3,680.3               |
| 1991 | 75,862.5            | 3,641.4               |
| 1992 | 52,320.2            | 2,616.0               |
| 1993 | 51,883.7            | 2,490.4               |
| 1994 | 85,554.0            | 4,021.0               |
| 1995 | 74,451.8            | 3,499.2               |
| 1996 | 75,344.8            | 3,729.6               |
| 1997 | 23,869.1            | 1,182.6               |

**Appendix G. Weight (lb) of Eastern oyster meat transplanted to private oyster leases, and weight and ex-vessel value (\$) of reported commercial landings from private oyster leases in Texas bay systems, 1977-1997.**

Table G.1. Total weight (lb. x 1,000) and ex-vessel value (\$ x 1,000) of commercial landings of Eastern oyster meat from private oyster leases in Texas bays during 1977-1997. Data based on annual oyster location lease reports of private oyster leaseholders.

| Year | Total number of leases | Total acreage leased | Total weight landed | Total ex-vessel value |
|------|------------------------|----------------------|---------------------|-----------------------|
| 1977 | 32                     | 1,831.7              | 1,078.4             | 1,293.3               |
| 1978 | 35                     | 1,946.9              | 508.6               | 577.6                 |
| 1979 | 44                     | 2,368.1              | 40.9                | 63.4                  |
| 1980 | 44                     | 2,368.1              | 600.0               | 982.0                 |
| 1981 | 45                     | 2,446.9              | 504.0               | 799.8                 |
| 1982 | 45                     | 2,446.9              | 704.1               | 1,034.7               |
| 1983 | 48                     | 2,510.2              | 1,047.8             | 1,495.9               |
| 1984 | 47                     | 2,466.3              | 643.9               | 1,095.4               |
| 1985 | 44                     | 2,356.2              | 483.4               | 876.5                 |
| 1986 | 44                     | 2,356.2              | 1,652.6             | 3,246.4               |
| 1987 | 44                     | 2,356.2              | 1,165.7             | 2,774.3               |
| 1988 | 43                     | 2,322.0              | 801.5               | 2,002.2               |
| 1989 | 43                     | 2,322.0              | 729.5               | 1,812.8               |
| 1990 | 43                     | 2,322.0              | 704.2               | 2,591.8               |
| 1991 | 43                     | 2,322.0              | 902.6               | 2,579.7               |
| 1992 | 43                     | 2,322.0              | 763.3               | 1,574.8               |
| 1993 | 43                     | 2,322.0              | 515.9               | 842.0                 |
| 1994 | 43                     | 2,322.0              | 1,225.4             | 2,009.7               |
| 1995 | 43                     | 2,322.0              | 1,150.7             | 2,117.3               |
| 1996 | 43                     | 2,322.0              | 1,457.5             | 3,263.4               |
| 1997 | 43                     | 2,322.0              | 987.2               | 2,566.1               |

Table G.2. Total weight (lb x 1,000) of Eastern oyster meat transplanted to private oyster leases in Texas bay systems during 1978\*-1997.  
Data based on weekly oyster transplant reports submitted to TPWD by oyster leaseholders.<sup>b</sup>

| Year | Months |     |     |       |         |       |       |       |       |       |     |     | Total   |
|------|--------|-----|-----|-------|---------|-------|-------|-------|-------|-------|-----|-----|---------|
|      | Jan    | Feb | Mar | Apr   | May     | Jun   | Jul   | Aug   | Sep   | Oct   | Nov | Dec |         |
| 1978 | 0.0    | 0.0 | 0.0 | 0.0   | 378.0   | 35.0  | 0.0   | 353.5 | 245.0 | 0.0   | 0.0 | 0.0 | 1,011.5 |
| 1979 | 0.0    | 0.0 | 0.0 | 0.0   | 582.8   | 0.0   | 0.0   | 271.3 | 24.5  | 0.0   | 0.0 | 0.0 | 878.5   |
| 1980 | 0.0    | 0.0 | 0.0 | 0.0   | 355.3   | 61.3  | 0.0   | 141.8 | 0.0   | 0.0   | 0.0 | 0.0 | 558.3   |
| 1981 | 0.0    | 0.0 | 0.0 | 0.0   | 656.3   | 124.3 | 0.0   | 185.5 | 318.5 | 0.0   | 0.0 | 0.0 | 1,284.5 |
| 1982 | 0.0    | 0.0 | 0.0 | 0.0   | 372.8   | 7.0   | 0.0   | 435.8 | 21.0  | 0.0   | 0.0 | 0.0 | 836.5   |
| 1983 | 0.0    | 0.0 | 0.0 | 0.0   | 871.5   | 432.3 | 0.0   | 493.5 | 236.3 | 0.0   | 0.0 | 0.0 | 2,033.5 |
| 1984 | 0.0    | 0.0 | 0.0 | 341.3 | 484.8   | 0.0   | 0.0   | 761.3 | 283.5 | 0.0   | 0.0 | 0.0 | 1,870.8 |
| 1985 | 0.0    | 0.0 | 0.0 | 0.0   | 693.0   | 448.0 | 273.0 | 502.3 | 99.8  | 0.0   | 0.0 | 0.0 | 2,016.0 |
| 1986 | 0.0    | 0.0 | 0.0 | 0.0   | 1,436.9 | 402.3 | 530.5 | 530.4 | 442.0 | 123.3 | 0.0 | 0.0 | 3,465.4 |
| 1987 | 0.0    | 0.0 | 0.0 | 0.0   | 1,025.6 | 338.4 | 340.7 | 251.6 | 189.4 | 146.3 | 0.0 | 0.0 | 2,292.1 |
| 1988 | 0.0    | 0.0 | 0.0 | 0.0   | 1,424.3 | 360.8 | 0.0   | 80.5  | 73.9  | 4.9   | 0.0 | 0.0 | 1,944.5 |
| 1989 | 0.0    | 0.0 | 0.0 | 0.0   | 639.1   | 127.3 | 0.0   | 116.3 | 145.9 | 174.2 | 0.0 | 0.0 | 1,203.8 |
| 1990 | 0.0    | 0.0 | 0.0 | 0.0   | 824.1   | 213.3 | 0.0   | 146.7 | 696.1 | 226.2 | 0.0 | 0.0 | 2,106.4 |
| 1991 | 0.0    | 0.0 | 0.0 | 0.0   | 694.4   | 215.9 | 0.0   | 314.7 | 278.8 | 13.3  | 0.0 | 0.0 | 1,517.1 |
| 1992 | 0.0    | 0.0 | 0.0 | 0.0   | 593.1   | 210.4 | 0.0   | 0.0   | 442.7 | 221.9 | 0.0 | 0.0 | 1,468.1 |
| 1993 | 0.0    | 0.0 | 0.0 | 0.0   | 811.1   | 0.0   | 0.0   | 0.0   | 255.4 | 0.0   | 0.0 | 0.0 | 1,066.5 |
| 1994 | 0.0    | 0.0 | 0.0 | 0.0   | 490.3   | 0.0   | 0.0   | 0.0   | 553.2 | 0.0   | 0.0 | 0.0 | 1,043.5 |
| 1995 | 0.0    | 0.0 | 0.0 | 0.0   | 824.2   | 0.0   | 0.0   | 0.0   | 406.0 | 0.0   | 0.0 | 0.0 | 1,230.3 |
| 1996 | 0.0    | 0.0 | 0.0 | 0.0   | 1,164.8 | 0.0   | 0.0   | 0.0   | 325.9 | 0.0   | 0.0 | 0.0 | 1,490.7 |
| 1997 | 0.0    | 0.0 | 0.0 | 0.0   | 888.5   | 0.0   | 0.0   | 0.0   | 0.0   | 0.0   | 0.0 | 0.0 | 888.5   |

\*Data prior to 1978 not available.

<sup>b</sup>The weight of oysters in a transplant barrel is not comparable to oyster meat weight in a harvest barrel (culled market oysters).

Table G.3. Total weight (lb x 1,000) of Eastern oyster meat landed from private oyster leases in Texas bay systems during 1978\*-1997.  
Data based on monthly oyster harvest reports submitted to TPWD by oyster leaseholders.

| Year | Months |       |       |       |       |       |       |       |       |       |      |      | Total   |
|------|--------|-------|-------|-------|-------|-------|-------|-------|-------|-------|------|------|---------|
|      | Jan    | Feb   | Mar   | Apr   | May   | Jun   | Jul   | Aug   | Sep   | Oct   | Nov  | Dec  |         |
| 1978 | 60.6   | 49.8  | 58.0  | 55.1  | 13.5  | 65.1  | 83.5  | 25.7  | 41.9  | 53.9  | 1.6  | 0.0  | 508.7   |
| 1979 | 0.4    | 1.4   | 0.7   | 0.0   | 0.0   | 0.0   | 6.2   | 0.0   | 0.0   | 14.1  | 9.9  | 5.6  | 38.3    |
| 1980 | 17.8   | 16.3  | 12.8  | 20.5  | 47.0  | 77.2  | 113.4 | 76.1  | 99.5  | 85.0  | 1.1  | 2.1  | 568.8   |
| 1981 | 26.1   | 36.3  | 30.5  | 38.1  | 47.6  | 62.6  | 67.2  | 35.1  | 22.7  | 49.3  | 31.4 | 28.8 | 475.7   |
| 1982 | 11.6   | 14.6  | 26.2  | 38.7  | 64.9  | 63.0  | 60.4  | 66.5  | 64.3  | 92.1  | 0.0  | 0.0  | 502.3   |
| 1983 | 0.0    | 25.4  | 35.6  | 82.4  | 120.9 | 198.9 | 164.6 | 65.1  | 64.5  | 88.8  | 11.2 | 6.9  | 864.3   |
| 1984 | 8.2    | 10.5  | 36.9  | 45.2  | 83.9  | 123.6 | 42.4  | 43.9  | 29.2  | 104.1 | 1.4  | 14.5 | 543.8   |
| 1985 | 5.4    | 0.0   | 0.0   | 6.8   | 42.4  | 84.1  | 83.0  | 58.4  | 40.3  | 65.0  | 0.0  | 0.0  | 385.4   |
| 1986 | 51.9   | 99.2  | 117.6 | 160.3 | 122.1 | 237.6 | 240.4 | 215.7 | 71.2  | 129.6 | 2.7  | 37.8 | 1,486.1 |
| 1987 | 0.0    | 110.6 | 64.5  | 91.2  | 167.3 | 256.8 | 159.2 | 120.8 | 62.4  | 65.9  | 54.4 | 11.3 | 1,164.4 |
| 1988 | 4.8    | 51.4  | 77.4  | 96.4  | 31.1  | 168.4 | 134.8 | 73.4  | 32.6  | 83.8  | 8.2  | 12.0 | 774.3   |
| 1989 | 31.1   | 65.5  | 87.6  | 75.2  | 92.1  | 139.2 | 0.0   | 60.4  | 68.6  | 81.3  | 1.9  | 14.4 | 717.3   |
| 1990 | 20.4   | 36.9  | 77.0  | 78.8  | 81.1  | 135.1 | 69.6  | 32.1  | 42.6  | 109.8 | 6.7  | 14.1 | 704.2   |
| 1991 | 2.0    | 18.1  | 2.2   | 27.9  | 193.8 | 130.4 | 133.8 | 124.5 | 142.1 | 127.2 | 0.2  | 0.4  | 902.6   |
| 1992 | 6.5    | 12.8  | 29.1  | 8.4   | 105.9 | 100.9 | 127.2 | 113.0 | 124.9 | 134.0 | 0.0  | 0.5  | 763.3   |
| 1993 | 0.3    | 0.0   | 0.0   | 0.0   | 124.5 | 92.7  | 88.8  | 72.1  | 75.8  | 55.4  | 6.3  | 0.0  | 515.9   |
| 1994 | 0.0    | 0.0   | 0.0   | 0.0   | 173.0 | 202.9 | 227.6 | 233.8 | 191.8 | 196.3 | 0.0  | 0.0  | 1,225.4 |
| 1995 | 5.9    | 1.8   | 2.9   | 0.9   | 162.6 | 226.9 | 244.1 | 219.6 | 140.6 | 145.4 | 0.0  | 0.0  | 1,150.7 |
| 1996 | 0.0    | 0.0   | 0.0   | 0.0   | 213.9 | 262.4 | 251.9 | 257.6 | 100.2 | 370.1 | 0.6  | 0.8  | 1,457.5 |
| 1997 | 5.2    | 1.9   | 0.0   | 1.0   | 80.9  | 185.1 | 223.5 | 235.9 | 106.6 | 147.0 | 0.0  | 0.0  | 987.2   |

\*Data prior to 1978 not available.

**Appendix H. Number of commercial licenses sold in Texas in each fiscal year (September-August) from 1956-1997.**

Table H.1. Number of commercial dealer licenses sold in Texas in each fiscal year from 1956 through 1997. Before 1972, license sales were assigned to the fiscal year in which license applications were processed in Austin. Thereafter, sales reflect actual licenses for the license year, regardless of when the sales were processed.

| Fiscal year       | Retail fish <sup>b</sup> |        |       | Retail fish truck | Bait  | Whole-sale fish | Whole-sale fish truck | Shrimp house operator | Bait shrimp | Import |
|-------------------|--------------------------|--------|-------|-------------------|-------|-----------------|-----------------------|-----------------------|-------------|--------|
|                   | Large                    | Medium | Small |                   |       |                 |                       |                       |             |        |
| 1956              | 2,675                    | 1,444  | 3,888 | 75                | 3,936 | 157             | 96                    | 0                     | 0           |        |
| 1957              | 2,691                    | 1,425  | 3,841 | 80                | 3,533 | 155             | 88                    | 0                     | 0           |        |
| 1958              | 2,792                    | 1,376  | 3,639 | 84                | 4,391 | 142             | 76                    | 0                     | 0           |        |
| 1959              | 2,809                    | 1,593  | 3,963 | 84                | 5,007 | 171             | 73                    | 6                     | 25          |        |
| 1960              | 3,163                    | 1,491  | 3,775 | 86                | 4,043 | 175             | 81                    | 18                    | 582         |        |
| 1961              | 3,390                    | 1,499  | 3,482 | 78                | 3,865 | 185             | 87                    | 9                     | 528         |        |
| 1962              | 3,388                    | 1,549  | 3,564 | 63                | 3,421 | 187             | 72                    | 10                    | 502         |        |
| 1963              | 3,414                    | 1,594  | 3,437 | 88                | 3,192 | 201             | 83                    | 16                    | 500         |        |
| 1964              | 3,485                    | 1,650  | 3,688 | 76                | 3,260 | 205             | 69                    | 29                    | 476         |        |
| 1965              | 3,435                    | 1,598  | 3,585 | 73                | 3,034 | 209             | 71                    | 36                    | 412         |        |
| 1966              | 3,467                    | 1,617  | 3,559 | 65                | 2,968 | 234             | 78                    | 28                    | 417         |        |
| 1967              | 3,433                    | 1,573  | 3,492 | 46                | 3,272 | 227             | 69                    | 29                    | 416         |        |
| 1968              | 3,455                    | 1,619  | 3,477 | 57                | 3,030 | 241             | 74                    | 37                    | 432         |        |
| 1969              | 3,445                    | 1,645  | 3,441 | 50                | 3,071 | 203             | 67                    | 31                    | 405         |        |
| 1970              | 3,574                    | 1,599  | 3,481 | 53                | 3,169 | 211             | 62                    | 33                    | 408         |        |
| 1971              | 3,639                    | 1,585  | 3,418 | 73                | 3,214 | 225             | 62                    | 34                    | 397         |        |
| 1972              | 3,758                    | 1,543  | 3,420 | 96                | 3,113 | 219             | 52                    | 33                    | 439         |        |
| 1973              | 3,692                    | 1,523  | 3,323 | 122               | 2,921 | 219             | 65                    | 33                    | 430         |        |
| 1974              | 3,721                    | 1,478  | 2,801 | 167               | 2,456 | 251             | 54                    | 27                    | 417         |        |
| 1975              | 3,630                    | 1,413  | 2,706 | 437               | 2,675 | 250             | 57                    | 26                    | 417         |        |
| 1976              | 3,513                    | 1,450  | 2,717 | 489               | 2,998 | 241             | 53                    | 27                    | 423         |        |
| 1977              | 3,005                    | 1,331  | 2,704 | 601               | 3,020 | 260             | 67                    | 25                    | 422         |        |
| 1978              | 2,920                    | 1,301  | 2,719 | 786               | 2,991 | 259             | 77                    | 27                    | 419         |        |
| 1979              | 2,817                    | 1,212  | 2,667 | 605               | 2,877 | 255             | 60                    | 28                    | 449         |        |
| 1980              | 2,449                    | 1,124  | 2,460 | 544               | 2,853 | 265             | 44                    | 30                    | 476         |        |
| 1981              | 2,482                    | 1,156  | 2,371 | 895               | 2,776 | 254             | 53                    | 27                    | 500         |        |
| 1982              | 2,256                    | 1,144  | 2,244 | 1,287             | 2,828 | 307             | 82                    | 29                    | 520         |        |
| 1983              | 2,202                    | 1,120  | 2,259 | 1,185             | 2,895 | 329             | 102                   | 34                    | 543         | 336    |
| 1984 <sup>c</sup> | 5,122                    |        |       | 900               | 2,600 | 325             | 67                    | 28                    | 484         | 281    |
| 1985              | 4,994                    |        |       | 1,026             | 2,638 | 327             | 79                    | 26                    | 488         | 187    |
| 1986              | 4,560                    |        |       | 1,005             | 2,751 | 361             | 84                    | 28                    | 510         | 221    |
| 1987              | 4,397                    |        |       | 844               | 2,733 | 398             | 94                    | 29                    | 505         | 179    |
| 1988              | 3,989                    |        |       | 776               | 2,756 | 447             | 99                    | 30                    | 527         | 155    |
| 1989              | 3,800                    |        |       | 759               | 2,712 | 448             | 86                    | 26                    | 532         | 121    |
| 1990              | 3,653                    |        |       | 675               | 2,641 | 406             | 78                    | 23                    | 527         | 113    |
| 1991              | 3,574                    |        |       | 655               | 2,627 | 392             | 68                    | 19                    | 479         | 108    |
| 1992              | 3,369                    |        |       | 701               | 2,557 | 440             | 85                    | 16                    | 400         | 114    |
| 1993              | 3,274                    |        |       | 823               | 2,453 | 447             | 76                    | 13                    | 387         | 128    |
| 1994              | 3,500                    |        |       | 959               | 3,119 | 539             | 77                    | 14                    | 404         | 140    |
| 1995              | 3,376                    |        |       | 981               | 3,119 | 651             | 71                    | 16                    | 381         | 154    |
| 1996              | 3,610                    |        |       | 1,061             | 2,971 | 781             | 75                    | 13                    | 382         | 143    |
| 1997              | 3,168                    |        |       | 910               | 2,544 | 697             | 73                    | 14                    | 363         | 119    |

<sup>a</sup>License data are not additive for any row since dealers may have multiple licenses.

<sup>b</sup>Large = Dealer located in a city with >40,000 population.

Medium = Dealer located in a city with 7,500 to 40,000 population.

Small = Dealer located in a city with <7,500 population.

<sup>c</sup>Beginning in fiscal year 1984, all retail fish dealer licenses were combined into one category.

Table H.2. Number of commercial saltwater fishermen licenses sold in Texas in each fiscal year from 1956 through 1997. Before 1972, license sales were assigned to the fiscal year in which license applications were processed in Austin. Thereafter, sales reflect actual licenses for the license year, regardless of when the sales were processed. Total non-resident licenses are in parentheses.

| Fiscal year | Tidal water | Red drum | General   |                       |                           | Finfish  |                           | Oyster             |              |
|-------------|-------------|----------|-----------|-----------------------|---------------------------|----------|---------------------------|--------------------|--------------|
|             |             |          | Fishermen | Resident <sup>a</sup> | Non-Resident <sup>b</sup> | Resident | Non-resident <sup>b</sup> | Resident Fisherman | Boat Captain |
| 1956        |             |          | 10,382    |                       |                           |          |                           |                    |              |
| 1957        |             |          | 10,072    |                       |                           |          |                           |                    |              |
| 1958        |             |          | 15,554    |                       |                           |          |                           |                    |              |
| 1959        |             |          | 16,538    |                       |                           |          |                           |                    |              |
| 1960        |             |          | 18,695    |                       |                           |          |                           |                    |              |
| 1961        |             |          | 23,634    |                       |                           |          |                           |                    |              |
| 1962        |             |          | 23,497    |                       |                           |          |                           |                    |              |
| 1963        |             |          | 27,617    |                       |                           |          |                           |                    |              |
| 1964        |             |          | 28,586    |                       |                           |          |                           |                    |              |
| 1965        |             |          | 27,428    |                       |                           |          |                           |                    |              |
| 1966        |             |          | 28,461    |                       |                           |          |                           |                    |              |
| 1967        |             |          | 30,902    |                       |                           |          |                           |                    |              |
| 1968        |             |          | 25,278    |                       |                           |          |                           |                    |              |
| 1969        |             |          | 27,757    |                       |                           |          |                           |                    |              |
| 1970        |             |          | 31,642    |                       |                           |          |                           |                    |              |
| 1971        |             |          | 34,268    |                       |                           |          |                           |                    |              |
| 1972        |             |          | 36,431    |                       |                           |          |                           |                    |              |
| 1973        |             |          | 38,539    |                       |                           |          |                           |                    |              |
| 1974        |             |          | 32,454    |                       |                           |          |                           |                    |              |
| 1975        |             |          | 27,386    |                       |                           |          |                           |                    |              |
| 1976        |             |          | 26,641    |                       |                           |          |                           |                    |              |
| 1977        |             |          | 27,359    |                       |                           |          |                           |                    |              |
| 1978        |             | 541      | 28,425    |                       |                           |          |                           |                    |              |
| 1979        | 32,823      | 605      | 4,379     |                       |                           |          |                           |                    |              |
| 1980        |             | 636      | 19,660    | 0                     | 2,291                     | 1,989    | 46                        |                    |              |
| 1981        |             | 635      | 14,205    | 2,632                 | 3,581                     | 1,678    | 444                       |                    |              |
| 1982        |             |          | 13,427    | 2,691                 | 3,870                     | 632      | 16                        |                    |              |
| 1983        |             |          | 13,591    | 2,797                 | 4,775                     | 670      | 31                        |                    |              |
| 1984        |             |          | 12,357    | 2,535                 | 5,503                     | 452      | 11                        |                    |              |
| 1985        |             |          | 11,244    | 2,498                 | 5,352                     | 466      | 28                        |                    |              |
| 1986        |             |          | 10,803    | 2,288                 | 1,742                     | 486      | 46                        |                    |              |
| 1987        |             |          | 10,885    | 2,204                 | 1,725                     | 479      | 24                        |                    |              |
| 1988        |             |          | 10,429    | 2,172                 | 1,348                     | 596      | 20                        |                    |              |
| 1989        |             |          | 9,036     | 2,078                 | 1,309                     | 506      | 54                        |                    |              |
| 1990        |             |          | 8,018     | 1,965                 | 1,008                     | 619      | 67                        | 17(2)              |              |
| 1991        |             |          | 7,446     | 2,162                 | 309                       | 637      | 7                         | 18(0)              |              |
| 1992        |             |          | 6,410     | 2,118                 | 316                       | 825      | 2                         | 11(0)              |              |
| 1993        |             |          | 5,829     | 2,115                 | 124                       | 803      | 3                         | 7(0)               |              |
| 1994        |             |          | 4,733     | -                     | 43                        | 1,282    | 6                         | 13(0)              | 386 (9)      |
| 1995        |             |          | 4,564     | -                     | 45                        | 1,525    | 11                        | 4(0)               | 412(18)      |
| 1996        |             |          | 3,201     | -                     | 61                        | 986      | 4                         | 5(0)               | 409(14)      |
| 1997        |             |          | 2,582     | -                     | 31                        | 865      | 6                         | 8(0)               | 531(13)      |

<sup>a</sup>Until 1980 there were no divisions in the General Commercial Fishing Licenses.  
<sup>b</sup>Total sales regardless of fee per license which depends on state of residency of purchaser.



Table H.3. Number of commercial fishing gear licenses sold in Texas in each fiscal year from 1956 through 1997. Before 1972, license sales were assigned to the fiscal year in which license applications were processed in Austin. Thereafter, sales reflect actual licenses for the license year, regardless of when the sales were processed. Total non-resident licenses are in parentheses.

| Fiscal Year | Saltwater trotline tags | Seine tags <sup>a</sup> | Commercial oyster dredge <sup>b</sup> | Mussel dredge permit (power) | Crab Trap Tags |
|-------------|-------------------------|-------------------------|---------------------------------------|------------------------------|----------------|
| 1956        |                         | 10,832                  | 150                                   | 0                            |                |
| 1957        |                         | 10,107                  | 129                                   | 0                            |                |
| 1958        |                         | 9,414                   | 30                                    | 0                            |                |
| 1959        |                         | 10,467                  | 230                                   | 0                            |                |
| 1960        |                         | 11,089                  | 258                                   | 0                            |                |
| 1961        |                         | 12,869                  | 374                                   | 0                            |                |
| 1962        |                         | 11,269                  | 249                                   | 0                            |                |
| 1963        |                         | 12,207                  | 408                                   | 1                            |                |
| 1964        |                         | 13,209                  | 153                                   | 1                            |                |
| 1965        |                         | 12,784                  | 198                                   | 1                            |                |
| 1966        |                         | 13,183                  | 210                                   | 0                            |                |
| 1967        |                         | 13,959                  | 153                                   | 3                            |                |
| 1968        |                         | 13,704                  | 106                                   | 10                           |                |
| 1969        |                         | 13,753                  | 97                                    | 2                            |                |
| 1970        | 11,360                  | 14,084                  | 115                                   | 0                            |                |
| 1971        | 14,229                  | 14,996                  | 126                                   | 0                            |                |
| 1972        | 16,211                  | 13,820                  | 195                                   | 0                            |                |
| 1973        | 18,499                  | 15,356                  | 126                                   | 0                            |                |
| 1974        | 22,570                  | 17,319                  | 99                                    | 0                            |                |
| 1975        | 17,391                  | 16,617                  | 40                                    | 0                            |                |
| 1976        | 18,100                  | 17,277                  | 16                                    | 0                            |                |
| 1977        | 18,493                  | 16,045                  | 72                                    | 0                            |                |
| 1978        | 14,488                  | 14,738                  | 59                                    | 0                            |                |
| 1979        | 16,371                  | 17,312                  | 58                                    | 2                            |                |
| 1980        | 16,866                  | 13,971                  | 52                                    | 8                            |                |
| 1981        | 17,947                  | 9,510                   | 109                                   | 1                            |                |
| 1982        | 16,702                  | 8,096                   | 103                                   | 2                            |                |
| 1983        | 15,943                  | 8,498                   | 169                                   | 0                            |                |
| 1984        | 9,323                   | 6,325                   | 265                                   | 1                            |                |
| 1985        | 7,818                   | 7,164                   | 127                                   | 1                            |                |
| 1986        | 8,318                   | 7,184                   | 116                                   | 0                            |                |
| 1987        | 8,849                   | 6,528                   | 185                                   | 2                            |                |
| 1988        | 9,841                   | 7,264                   | 784 (73)                              | 0                            |                |
| 1989        | 9,538                   | 2,859                   | 941 (76)                              | 3                            |                |
| 1990        | 10,587                  | 2,545                   | -                                     | 5                            |                |
| 1991        | 9,930                   | 2,060                   | -                                     | 3                            |                |
| 1992        | 9,692                   | -                       | -                                     | 4                            | 51,007         |
| 1993        | 9,170                   | -                       | -                                     | 0                            | 70,670         |
| 1994        | 9,796                   | -                       | -                                     | 0                            | 90,618         |
| 1995        | 10,795                  | -                       | -                                     | 0                            | 86,127         |
| 1996        | 12,575                  | -                       | -                                     | -                            | 88,222         |
| 1997        | 12,586                  | -                       | -                                     | -                            | 90,740         |

<sup>a</sup>Netting in saltwater was prohibited September 1, 1988.

<sup>b</sup>Commercial oyster license not required for fishermen holding commercial bay or bait shrimp boat licenses from 1971 through 1987. Commercial oyster boat license took place of dredge license in 1990.

Table H.4. Number of commercial saltwater boat and vessel licenses sold in Texas in each fiscal year from 1956 through 1997. Before 1972, license sales were assigned to the fiscal year in which license applications were processed in Austin. Thereafter, sales reflect actual licenses for the license year, regardless of when the sales were processed. Total non-resident licenses are within parentheses.

| Fiscal Year | Fishing boat | Fishing Boat (menhaden only) | Gulf shrimp | Bay shrimp | Bay-bait shrimp boat | Bait shrimp boat | Commercial oyster boat |
|-------------|--------------|------------------------------|-------------|------------|----------------------|------------------|------------------------|
| 1956        | 1,392        | 39                           |             |            |                      |                  |                        |
| 1957        | 1,535        | 36                           |             |            |                      |                  |                        |
| 1958        | 2,466        | 36                           |             |            |                      |                  |                        |
| 1959        | 2,657        | 47                           | 125         |            | 1,846                |                  |                        |
| 1960        | 2,280        | 21                           | 1,755       |            | 2,506                |                  |                        |
| 1961        | 1,616        | 24                           | 1,947       |            | 2,456                |                  |                        |
| 1962        | 1,396        | 24                           | 1,655       |            | 3,328                |                  |                        |
| 1963        | 1,314        | 13                           | 1,636       | 24         |                      |                  |                        |
| 1964        | 1,380        | 17                           | 1,958       | 1,849      |                      | 1,196            |                        |
| 1965        | 1,236        | 26                           | 1,958       | 2,217      |                      | 1,321            |                        |
| 1966        | 1,147        | 22                           | 1,947       | 1,969      |                      | 1,460            |                        |
| 1967        | 1,029        | 27                           | 2,140       | 1,760      |                      | 1,752            |                        |
| 1968        | 997          | 39                           | 2,437       | 1,953      |                      | 632              |                        |
| 1969        | 978          | 37                           | 2,624       | 2,457      |                      | 788              |                        |
| 1970        | 1,066        | 36                           | 2,871       | 3,218      |                      | 881              |                        |
| 1971        | 1,086        | 31                           | 2,900       | 3,743      |                      | 966              |                        |
| 1972        | 1,320        | 42                           | 3,239       | 4,040      |                      | 1,261            |                        |
| 1973        | 1,354        | 54                           | 3,393       | 3,985      |                      | 1,372            |                        |
| 1974        | 1,456        | 45                           | 3,225       | 3,793      |                      | 1,625            |                        |
| 1975        | 1,278        | 53                           | 2,714       | 3,234      |                      | 1,341            |                        |
| 1976        | 1,388        | 50                           | 2,571       | 2,827      |                      | 1,404            |                        |
| 1977        | 1,586        | 36                           | 2,886       | 3,233      |                      | 1,449            |                        |
| 1978        | 1,379        | 18                           | 3,168       | 3,765      |                      | 1,521            |                        |
| 1979        | 1,755        | 22                           | 3,363       | 4,444      |                      | 1,751            |                        |
| 1980        | 1,504        | 13                           | 3,311       | 4,467      |                      | 2,026            |                        |
| 1981        | 1,254        | 12                           | 3,738       | 5,215      |                      | 2,218            |                        |
| 1982        | 787          | 38                           | 4,027       | 4,477      |                      | 2,277            |                        |
| 1983        | 1,095        | 41                           | 4,139       | 4,771      |                      | 2,724            |                        |
| 1984        | 1,100        | 36                           | 3,824       | 4,724      |                      | 2,837            |                        |
| 1985        | 917          | 26                           | 3,630       | 4,456      |                      | 2,713            |                        |
| 1986        | 947          | 25                           | 2,946       | 3,660      |                      | 2,445            |                        |
| 1987        | 1,042        | 26                           | 3,083       | 3,340      |                      | 2,454            |                        |
| 1988        | 1,233 (68)   | 25                           | 2,427 (540) | 3,037 (6)  |                      | 2,376 (2)        | 552 (24)               |
| 1989        | 1,181 (71)   | 22                           | 2,233 (508) | 2,779 (7)  |                      | 2,135 (4)        | 520 (33)               |
| 1990        | 994 (7)      | 22                           | 2,170 (586) | 2,503 (4)  |                      | 1,882 (6)        | 431 (66)               |
| 1991        | 879 (2)      | 12                           | 2,006 (568) | 2,338 (5)  |                      | 1,707 (3)        | 389 (17)               |
| 1992        | 1,252 (92)   | 13                           | 1,852 (699) | 1,960 (7)  |                      | 1,551 (3)        | 312 (7)                |
| 1993        | 1,242 (12)   | 12                           | 1,627 (473) | 1,800 (4)  |                      | 1,512 (1)        | 352 (12)               |
| 1994        | 1,459 (27)   | 13                           | 1,421 (403) | 1,589 (0)  |                      | 1,475 (0)        | 325 (13)               |
| 1995        | 1,561 (35)   | 14                           | 1,376 (466) | 1,841 (0)  |                      | 1,787 (0)        | 395 (11)               |
| 1996        | 1,681 (59)   | 17                           | 1,343 (495) | 1,643 (2)  |                      | 1,588 (1)        |                        |
| 1997        | 1,466 (37)   | 55                           | 1,253 (483) | 1,535 (1)  |                      | 1,472 (1)        |                        |

\*License data are not additive for any row since boats may have multiple licenses.

**Appendix I. Weight (lb) and ex-vessel value (\$), coastwide (1994-1997) and by bay system, of bait shrimp (live and dead) landed along the Texas coast during 1997.**

Table I.1. Weight (lb) and ex-vessel value (\$) of bait shrimp (live and dead) landed commercially from Texas bay systems, 1994-1997.

|           | 1994   |         | 1995    |         | 1996    |         | 1997    |         |
|-----------|--------|---------|---------|---------|---------|---------|---------|---------|
|           | Weight | Value   | Weight  | Value   | Weight  | Value   | Weight  | Value   |
| Live Bait | 399158 | 1250751 | 594020  | 1922711 | 699620  | 2287710 | 695495  | 2276420 |
| Dead Bait | 334332 | 577037  | 426218  | 558940  | 727687  | 810188  | 1151018 | 1293559 |
| Total     | 733490 | 1827788 | 1020238 | 2481651 | 1427307 | 3097898 | 1846513 | 3569979 |

Table 1.2. Weight (lb) of bait shrimp (live and dead) landed commercially from Texas bay systems, 1997.

|           | Jan   | Feb   | March | April | May    | June   | July   | Aug    | Sept   | Oct    | Nov    | Dec   | Total   |
|-----------|-------|-------|-------|-------|--------|--------|--------|--------|--------|--------|--------|-------|---------|
| Live Bait | 10197 | 10077 | 30500 | 47473 | 94104  | 117603 | 116168 | 98673  | 71205  | 51980  | 31091  | 16424 | 695495  |
| Dead Bait | 12505 | 21769 | 17854 | 46813 | 249368 | 316066 | 130619 | 87129  | 87539  | 71590  | 78132  | 31634 | 1151018 |
| Total     | 22702 | 31846 | 48354 | 94286 | 343472 | 433669 | 246787 | 185802 | 158744 | 123570 | 109223 | 48058 | 1846513 |

Table 1.3. Ex-vessel value (\$) of bait shrimp (live and dead) landed commercially from Texas bay systems, 1997.

|           | Jan   | Feb   | March  | April  | May    | June   | July   | Aug    | Sept   | Oct    | Nov    | Dec   | Total   |
|-----------|-------|-------|--------|--------|--------|--------|--------|--------|--------|--------|--------|-------|---------|
| Live Bait | 32966 | 34050 | 107469 | 163774 | 295767 | 364085 | 371102 | 319990 | 247940 | 180453 | 103614 | 55210 | 2276420 |
| Dead Bait | 15443 | 22637 | 25349  | 60582  | 204483 | 293481 | 204704 | 129830 | 121139 | 103378 | 82341  | 30193 | 1293559 |
| Total     | 48409 | 56687 | 132818 | 224356 | 500250 | 657566 | 575806 | 449820 | 369079 | 283831 | 185955 | 85403 | 3569979 |

Table I.2.a. Weight (lb) of bait shrimp (live and dead) landed commercially from the Sabine Lake system during 1997.

|           | Jan | Feb | March | April | May  | June | July | Aug  | Sept | Oct  | Nov  | Dec | Total |
|-----------|-----|-----|-------|-------|------|------|------|------|------|------|------|-----|-------|
| Live Bait | -   | -   | -     | -     | -    | -    | 60   | 1886 | 308  | 44   | 8    | -   | 2306  |
| Dead Bait | -   | -   | 910   | -     | 2524 | 315  | 2695 | 508  | 4474 | 3605 | 1822 | 80  | 16933 |
| Total     | -   | -   | 910   | -     | 2524 | 315  | 2755 | 2394 | 4782 | 3649 | 1830 | 80  | 19239 |

Table I.3.a. Ex-vessel value (\$) of bait shrimp (live and dead) landed commercially from the Sabine Lake system during 1997.

|           | Jan | Feb | March | April | May  | June | July | Aug  | Sept | Oct  | Nov  | Dec | Total |
|-----------|-----|-----|-------|-------|------|------|------|------|------|------|------|-----|-------|
| Live Bait | -   | -   | -     | -     | -    | -    | 450  | 2862 | 2325 | 402  | 5    | -   | 6044  |
| Dead Bait | -   | -   | 1138  | -     | 3336 | 315  | 3106 | 1150 | 4724 | 3849 | 1867 | 80  | 19565 |
| Total     | -   | -   | 1138  | -     | 3336 | 315  | 3556 | 4012 | 7049 | 4251 | 1872 | 80  | 25609 |

Table I.2.b. Weight (lb) of bait shrimp (live and dead) landed commercially from the Galveston Bay system during 1997.

|           | Jan   | Feb   | March | April | May    | June   | July   | Aug    | Sept   | Oct   | Nov   | Dec   | Total   |
|-----------|-------|-------|-------|-------|--------|--------|--------|--------|--------|-------|-------|-------|---------|
| Live Bait | 5469  | 3914  | 8150  | 13048 | 40970  | 58491  | 66389  | 54651  | 40693  | 23481 | 13636 | 6150  | 335042  |
| Dead Bait | 6625  | 15487 | 5604  | 21331 | 209816 | 271739 | 91878  | 59995  | 59741  | 39000 | 64128 | 25626 | 870970  |
| Total     | 12094 | 19401 | 13754 | 34379 | 250786 | 330230 | 158267 | 114646 | 100434 | 62481 | 77764 | 31776 | 1206012 |

Table I.3.b. Ex-vessel value (\$) of bait shrimp (live and dead) landed commercially from the Galveston Bay system during 1997.

|           | Jan   | Feb   | March | April | May    | June   | July   | Aug    | Sept   | Oct    | Nov    | Dec   | Total   |
|-----------|-------|-------|-------|-------|--------|--------|--------|--------|--------|--------|--------|-------|---------|
| Live Bait | 15633 | 12054 | 23520 | 36386 | 116852 | 167911 | 199018 | 169665 | 141600 | 82614  | 39756  | 17615 | 1022623 |
| Dead Bait | 5678  | 12852 | 5944  | 18796 | 147322 | 227486 | 141176 | 90798  | 81250  | 51685  | 60437  | 20621 | 864045  |
| Total     | 21311 | 24906 | 29464 | 55182 | 264174 | 395397 | 340195 | 260462 | 222850 | 134299 | 100192 | 38235 | 1886668 |

Table 1.2.d. Weight (lb) of bait shrimp (live and dead) landed commercially from the East Matagorda Bay system during 1997.

|           | Jan | Feb | March | April | May  | June | July | Aug  | Sept | Oct  | Nov  | Dec  | Total |
|-----------|-----|-----|-------|-------|------|------|------|------|------|------|------|------|-------|
| Live Bait | 206 | 190 | 238   | 1145  | 1567 | 2361 | 1700 | 7818 | 1357 | 3345 | 2003 | 1030 | 22960 |
| Dead Bait | 206 | 190 | 291   | 1103  | 1273 | 2142 | 1754 | 1762 | 307  | 1796 | 623  | 458  | 11905 |
| Total     | 412 | 380 | 529   | 2248  | 2840 | 4503 | 3454 | 9580 | 1664 | 5141 | 2626 | 1488 | 34865 |

Table 1.3.d. Ex-vessel value (\$) of bait shrimp (live and dead) landed commercially from the East Matagorda Bay system during 1997.

|           | Jan  | Feb  | March | April | May  | June  | July | Aug   | Sept | Oct   | Nov  | Dec  | Total |
|-----------|------|------|-------|-------|------|-------|------|-------|------|-------|------|------|-------|
| Live Bait | 960  | 885  | 1109  | 4188  | 5873 | 8251  | 6216 | 27799 | 3841 | 11199 | 6334 | 2890 | 79547 |
| Dead Bait | 361  | 333  | 496   | 1520  | 1557 | 3210  | 3335 | 1975  | 307  | 2711  | 965  | 673  | 17443 |
| Total     | 1320 | 1218 | 1605  | 5708  | 7431 | 11461 | 9551 | 29774 | 4148 | 13911 | 7299 | 3563 | 96989 |



Table I.2.c. Weight (lb) of bait shrimp (live and dead) landed commercially from the Matagorda Bay system during 1997.

|           | Jan | Feb | March | April | May  | June | July | Aug  | Sept | Oct  | Nov  | Dec | Total |
|-----------|-----|-----|-------|-------|------|------|------|------|------|------|------|-----|-------|
| Live Bait | 206 | 190 | 341   | 343   | 3382 | 3875 | 5820 | 3977 | 2083 | 1129 | 732  | 360 | 22438 |
| Dead Bait | 206 | 282 | 594   | 542   | 2192 | 1217 | 3689 | 4749 | 2740 | 1214 | 1265 | 235 | 18925 |
| Total     | 412 | 472 | 935   | 885   | 5574 | 5092 | 9509 | 8726 | 4823 | 2343 | 1997 | 595 | 41363 |

Table I.3.c. Ex-vessel value (\$) of bait shrimp (live and dead) landed commercially from the Matagorda Bay system during 1997.

|           | Jan  | Feb  | March | April | May   | June  | July  | Aug   | Sept  | Oct  | Nov  | Dec  | Total  |
|-----------|------|------|-------|-------|-------|-------|-------|-------|-------|------|------|------|--------|
| Live Bait | 960  | 885  | 1312  | 1439  | 11781 | 14301 | 20794 | 14021 | 7294  | 4293 | 3117 | 1280 | 81477  |
| Dead Bait | 361  | 465  | 1068  | 959   | 3089  | 1661  | 5418  | 7234  | 3406  | 1640 | 1835 | 235  | 27370  |
| Total     | 1320 | 1350 | 2380  | 2398  | 14870 | 15961 | 26212 | 21255 | 10701 | 5933 | 4952 | 1515 | 108847 |

Table I.2.e. Weight (lb) of bait shrimp (live and dead) landed commercially from the San Antonio Bay system during 1997.

|           | Jan | Feb | March | April | May  | June | July | Aug  | Sept | Oct  | Nov | Dec | Total |
|-----------|-----|-----|-------|-------|------|------|------|------|------|------|-----|-----|-------|
| Live Bait | -   | -   | 827   | 1030  | 1817 | 519  | 581  | 856  | -    | 1368 | -   | -   | 6998  |
| Dead Bait | 384 | 512 | 1274  | 505   | 760  | 1256 | 915  | 283  | 26   | 1301 | -   | 256 | 7472  |
| Total     | 384 | 512 | 2101  | 1535  | 2577 | 1775 | 1496 | 1139 | 26   | 2669 | -   | 256 | 14470 |

Table I.3.e. Ex-vessel value (\$) of bait shrimp (live and dead) landed commercially from the San Antonio Bay system during 1997.

|           | Jan | Feb | March | April | May  | June | July | Aug  | Sept | Oct  | Nov | Dec | Total |
|-----------|-----|-----|-------|-------|------|------|------|------|------|------|-----|-----|-------|
| Live Bait | -   | -   | 3133  | 3864  | 6364 | 1728 | 2075 | 2858 | -    | 5065 | -   | -   | 25088 |
| Dead Bait | 576 | 768 | 1834  | 723   | 683  | 1221 | 1052 | 425  | 39   | 1632 | -   | 384 | 9336  |
| Total     | 576 | 768 | 4967  | 4587  | 7047 | 2949 | 3127 | 3282 | 39   | 6697 | -   | 384 | 34424 |

Table 1.2.f. Weight (lb) of bait shrimp (live and dead) landed commercially from the Arkansas Bay system during 1997.

|           | Jan | Feb | March | April | May  | June | July  | Aug  | Sept | Oct  | Nov  | Dec | Total |
|-----------|-----|-----|-------|-------|------|------|-------|------|------|------|------|-----|-------|
| Live Bait | 492 | 318 | 2021  | 4740  | 6948 | 6995 | 9312  | 4091 | 5355 | 4418 | 981  | 326 | 45997 |
| Dead Bait | 139 | 151 | 398   | 1050  | 1462 | 2116 | 3177  | 2297 | 3308 | 2540 | 353  | 59  | 17050 |
| Total     | 631 | 469 | 2419  | 5790  | 8410 | 9111 | 12489 | 6388 | 8663 | 6958 | 1334 | 385 | 63047 |

Table 1.3.f. Ex-vessel value (\$) of bait shrimp (live and dead) landed commercially from the Arkansas Bay system during 1997.

|           | Jan  | Feb  | March | April | May   | June  | July  | Aug   | Sept  | Oct   | Nov  | Dec  | Total  |
|-----------|------|------|-------|-------|-------|-------|-------|-------|-------|-------|------|------|--------|
| Live Bait | 1476 | 1170 | 7223  | 16947 | 21662 | 21995 | 29256 | 14699 | 18035 | 14987 | 4094 | 1118 | 152662 |
| Dead Bait | 240  | 365  | 696   | 1931  | 2099  | 3078  | 6257  | 3786  | 5609  | 4040  | 639  | 74   | 28813  |
| Total     | 1716 | 1535 | 7919  | 18878 | 23761 | 25073 | 35514 | 18485 | 23644 | 19027 | 4733 | 1192 | 181475 |

Table I.2.g. Weight (lb) of bait shrimp (live and dead) landed commercially from the Corpus Christi Bay system during 1997.

|           | Jan  | Feb  | March | April | May   | June  | July  | Aug   | Sept  | Oct   | Nov   | Dec  | Total  |
|-----------|------|------|-------|-------|-------|-------|-------|-------|-------|-------|-------|------|--------|
| Live Bait | 1293 | 3320 | 7731  | 11517 | 14801 | 16485 | 15278 | 12165 | 11064 | 12429 | 5817  | 1690 | 113590 |
| Dead Bait | 1887 | 1005 | 2337  | 10657 | 11584 | 14482 | 15556 | 10271 | 10307 | 16897 | 6995  | 1885 | 103863 |
| Total     | 3180 | 4325 | 10068 | 22174 | 26385 | 30967 | 30834 | 22436 | 21371 | 29326 | 12812 | 3575 | 217453 |

Table I.3.g. Ex-vessel value (\$) of bait shrimp (live and dead) landed commercially from the Corpus Christi Bay system during 1997.

|           | Jan  | Feb   | March | April | May   | June  | July  | Aug   | Sept  | Oct   | Nov   | Dec  | Total  |
|-----------|------|-------|-------|-------|-------|-------|-------|-------|-------|-------|-------|------|--------|
| Live Bait | 3924 | 11281 | 28382 | 41448 | 47383 | 51769 | 47352 | 38052 | 35439 | 39584 | 18459 | 5567 | 368640 |
| Dead Bait | 2844 | 1841  | 4340  | 20491 | 17989 | 20929 | 27850 | 14495 | 16346 | 29190 | 11851 | 3464 | 171628 |
| Total     | 6768 | 13122 | 32721 | 61940 | 65371 | 72699 | 75201 | 52547 | 51785 | 68774 | 30310 | 9030 | 540268 |

Table I.2.h. Weight (lb) of bait shrimp (live and dead) landed commercially from the Upper Laguna Madre Bay system during 1997.

|           | Jan | Feb  | March | April | May   | June  | July | Aug  | Sept | Oct  | Nov | Dec  | Total |
|-----------|-----|------|-------|-------|-------|-------|------|------|------|------|-----|------|-------|
| Live Bait | 110 | 735  | 1393  | 6668  | 7276  | 7309  | 2289 | 2693 | 2373 | 883  | 30  | 625  | 32384 |
| Dead Bait | 14  | 566  | 187   | 1497  | 7135  | 11681 | 1775 | 1711 | 3124 | 956  | .   | 691  | 29337 |
| Total     | 124 | 1301 | 1580  | 8165  | 14411 | 18990 | 4064 | 4404 | 5497 | 1839 | 30  | 1316 | 61721 |

Table I.3.h. Ex-vessel value (\$) of bait shrimp (live and dead) landed commercially from the Upper Laguna Madre Bay system during 1997.

|           | Jan | Feb  | March | April | May   | June  | July | Aug   | Sept  | Oct  | Nov | Dec  | Total  |
|-----------|-----|------|-------|-------|-------|-------|------|-------|-------|------|-----|------|--------|
| Live Bait | 347 | 2205 | 4290  | 23419 | 21626 | 21825 | 7067 | 8133  | 7144  | 2689 | 135 | 1879 | 100757 |
| Dead Bait | 21  | 727  | 382   | 2676  | 10544 | 19718 | 2651 | 2564  | 4683  | 4683 | .   | 1124 | 46543  |
| Total     | 368 | 2932 | 4672  | 26095 | 32170 | 41543 | 9718 | 10697 | 11827 | 7372 | 135 | 3002 | 147300 |

Table I.2.i Weight (lb) of bait shrimp (live and dead) landed commercially from the Lower Laguna Madre Bay system during 1997.

|           | Jan  | Feb  | March | April | May   | June  | July  | Aug   | Sept | Oct  | Nov  | Dec  | Total  |
|-----------|------|------|-------|-------|-------|-------|-------|-------|------|------|------|------|--------|
| Live Bait | 1900 | 665  | 8439  | 8099  | 16705 | 20476 | 13783 | 9563  | 7507 | 4652 | 6719 | 5138 | 103646 |
| Dead Bait | 2576 | 2023 | 3674  | 7509  | 10054 | 6352  | 6099  | 3275  | 1662 | 3636 | 1589 | 1467 | 49916  |
| Total     | 4476 | 2688 | 12113 | 15608 | 26759 | 26828 | 19882 | 12838 | 9169 | 8288 | 8308 | 6605 | 153562 |

Table I.3.i Ex-vessel value (\$) of bait shrimp (live and dead) landed commercially from the Lower Laguna Madre Bay system during 1997.

|           | Jan   | Feb  | March | April | May   | June  | July  | Aug   | Sept  | Oct   | Nov   | Dec   | Total  |
|-----------|-------|------|-------|-------|-------|-------|-------|-------|-------|-------|-------|-------|--------|
| Live Bait | 7848  | 2660 | 33874 | 33300 | 62101 | 72682 | 55690 | 38791 | 30378 | 18851 | 27955 | 21133 | 405264 |
| Dead Bait | 4828  | 3074 | 5762  | 9857  | 14779 | 9746  | 9983  | 4535  | 2434  | 6424  | 3037  | 2659  | 77118  |
| Total     | 12676 | 5734 | 39636 | 43157 | 76880 | 82429 | 65673 | 43325 | 32812 | 25274 | 30993 | 23792 | 482382 |

**Appendix J. Weight (lb) and ex-vessel value (\$), coastwide and by grid zone, of bait shrimp (live and dead) landed from the Gulf of Mexico off Texas during 1997.**

Table J.1. Weight (lb) of bait shrimp (live and dead) landed commercially from the Gulf of Mexico during 1997.

|           | Jan | Feb  | March | April | May  | June | July | Aug  | Sept | Oct | Nov  | Dec  | Total |
|-----------|-----|------|-------|-------|------|------|------|------|------|-----|------|------|-------|
| Live Bait | 521 | 745  | 1360  | 883   | 638  | 1092 | 956  | 973  | 465  | 231 | 1165 | 1105 | 10134 |
| Dead Bait | 468 | 1553 | 2585  | 2619  | 2568 | 4766 | 3081 | 2278 | 1850 | 645 | 1357 | 877  | 24647 |
| Total     | 989 | 2298 | 3945  | 3502  | 3206 | 5858 | 4037 | 3251 | 2315 | 876 | 2522 | 1982 | 34781 |

Table J.2. Ex-vessel value (\$) of bait shrimp (live and dead) landed commercially from the Gulf of Mexico during 1997.

|           | Jan  | Feb  | March | April | May  | June | July | Aug  | Sept | Oct  | Nov  | Dec  | Total |
|-----------|------|------|-------|-------|------|------|------|------|------|------|------|------|-------|
| Live Bait | 1819 | 2908 | 4625  | 2783  | 2125 | 3623 | 3184 | 3111 | 1883 | 769  | 3759 | 3730 | 34318 |
| Dead Bait | 536  | 2215 | 3692  | 3628  | 3085 | 6116 | 3875 | 2869 | 2342 | 753  | 1710 | 880  | 31699 |
| Total     | 2355 | 5123 | 8317  | 6411  | 5210 | 9739 | 7059 | 5980 | 4225 | 1522 | 5469 | 4610 | 66017 |



Table J.1.a. Weight (lb) of bait shrimp (live and dead) landed commercially from Gulf of Mexico Grid Zone 17.0 during 1997.

|           | Jan | Feb | March | April | May | June | July | Aug  | Sept | Oct | Nov | Dec | Total |
|-----------|-----|-----|-------|-------|-----|------|------|------|------|-----|-----|-----|-------|
| Live Bait | -   | -   | -     | -     | -   | 8    | -    | 68   | 43   | -   | -   | -   | 119   |
| Dead Bait | -   | 108 | 1847  | 1291  | 838 | 4256 | 2321 | 1292 | 1151 | 67  | 450 | 29  | 13650 |
| Total     | -   | 108 | 1847  | 1291  | 838 | 4264 | 2321 | 1360 | 1194 | 67  | 450 | 29  | 13769 |

Table J.2.a. Ex-vessel value (\$) of bait shrimp (live and dead) landed commercially from Gulf of Mexico Grid Zone 17.0 during 1997.

|           | Jan | Feb | March | April | May  | June | July | Aug  | Sept | Oct | Nov | Dec | Total |
|-----------|-----|-----|-------|-------|------|------|------|------|------|-----|-----|-----|-------|
| Live Bait | -   | -   | -     | -     | -    | 122  | -    | 661  | 478  | -   | -   | -   | 1261  |
| Dead Bait | -   | 135 | 2389  | 1836  | 1167 | 5753 | 3207 | 1867 | 1654 | 94  | 630 | 38  | 18769 |
| Total     | -   | 135 | 2389  | 1836  | 1167 | 5875 | 3207 | 2528 | 2131 | 94  | 630 | 38  | 20029 |

Table J.1.b. Weight (lb) of bait shrimp (live and dead) landed commercially from Gulf of Mexico Grid Zone 18.0 during 1997.

|           | Jan | Feb | March | April | May  | June | July | Aug | Sept | Oct | Nov | Dec | Total |
|-----------|-----|-----|-------|-------|------|------|------|-----|------|-----|-----|-----|-------|
| Live Bait | -   | -   | -     | -     | 438  | 444  | 618  | -   | -    | -   | -   | -   | 1500  |
| Dead Bait | -   | 155 | -     | 1108  | 1295 | 42   | 200  | -   | 230  | -   | 103 | -   | 3133  |
| Total     | -   | 155 | -     | 1108  | 1733 | 486  | 818  | -   | 230  | -   | 103 | -   | 4633  |

Table J.2.b. Ex-vessel value (\$) of bait shrimp (live and dead) landed commercially from Gulf of Mexico Grid Zone 18.0 during 1997.

|           | Jan | Feb | March | April | May  | June | July | Aug | Sept | Oct | Nov | Dec | Total |
|-----------|-----|-----|-------|-------|------|------|------|-----|------|-----|-----|-----|-------|
| Live Bait | -   | -   | -     | -     | 1459 | 1479 | 2058 | -   | -    | -   | -   | -   | 4995  |
| Dead Bait | -   | 186 | -     | 1337  | 1402 | 42   | 200  | -   | 288  | -   | 129 | -   | 3583  |
| Total     | -   | 186 | -     | 1337  | 2861 | 1521 | 2258 | -   | 288  | -   | 129 | -   | 8578  |

Table J.1.c. Weight (lb) of bait shrimp (live and dead) landed commercially from Gulf of Mexico Grid Zone 19.0 during 1997.

|           | Jan | Feb  | March | April | May | June | July | Aug  | Sept | Oct | Nov  | Dec  | Total |
|-----------|-----|------|-------|-------|-----|------|------|------|------|-----|------|------|-------|
| Live Bait | 396 | 745  | 840   | 197   | 200 | 308  | 338  | 785  | 422  | 231 | 902  | 770  | 6134  |
| Dead Bait | 319 | 691  | 738   | 121   | 286 | 405  | 412  | 738  | 370  | 308 | 754  | 749  | 5891  |
| Total     | 715 | 1436 | 1578  | 318   | 486 | 713  | 750  | 1523 | 792  | 539 | 1656 | 1519 | 12025 |

Table J.2.c. Ex-vessel value (\$) of bait shrimp (live and dead) landed commercially from Gulf of Mexico Grid Zone 19.0 during 1997.

|           | Jan  | Feb  | March | April | May | June | July | Aug  | Sept | Oct | Nov  | Dec  | Total |
|-----------|------|------|-------|-------|-----|------|------|------|------|-----|------|------|-------|
| Live Bait | 1319 | 2908 | 3325  | 1068  | 666 | 1026 | 1126 | 2180 | 1405 | 769 | 2707 | 2390 | 20889 |
| Dead Bait | 220  | 1216 | 1303  | 277   | 138 | 195  | 202  | 556  | 222  | 173 | 861  | 664  | 6025  |
| Total     | 1538 | 4124 | 4627  | 1345  | 804 | 1220 | 1328 | 2736 | 1627 | 942 | 3568 | 3055 | 26914 |

Table J.1.d. Weight (lb) of bait shrimp (live and dead) landed commercially from Gulf of Mexico Grid Zone 20.0 during 1997.

|           | Jan | Feb | March | April | May | June | July | Aug | Sept | Oct | Nov | Dec | Total |
|-----------|-----|-----|-------|-------|-----|------|------|-----|------|-----|-----|-----|-------|
| Live Bait | -   | -   | -     | -     | -   | 332  | -    | 120 | -    | -   | -   | -   | 452   |
| Dead Bait | 50  | -   | -     | -     | 50  | 63   | -    | -   | -    | -   | -   | -   | 163   |
| Total     | 50  | -   | -     | -     | 50  | 395  | -    | 120 | -    | -   | -   | -   | 615   |

Table J.2.d. Ex-vessel value (\$) of bait shrimp (live and dead) landed commercially from Gulf of Mexico Grid Zone 20.0 during 1997.

|           | Jan | Feb | March | April | May | June | July | Aug | Sept | Oct | Nov | Dec | Total |
|-----------|-----|-----|-------|-------|-----|------|------|-----|------|-----|-----|-----|-------|
| Live Bait | -   | -   | -     | -     | -   | 996  | -    | 270 | -    | -   | -   | -   | 1266  |
| Dead Bait | 138 | -   | -     | -     | 200 | 126  | -    | -   | -    | -   | -   | -   | 464   |
| Total     | 138 | -   | -     | -     | 200 | 1122 | -    | 270 | -    | -   | -   | -   | 1730  |

Table J.1.e. Weight (lb) of bait shrimp (live and dead) landed commercially from Gulf of Mexico Grid Zone 21.0 during 1997.

|           | Jan | Feb | March | April | May | June | July | Aug | Sept | Oct | Nov | Dec | Total |
|-----------|-----|-----|-------|-------|-----|------|------|-----|------|-----|-----|-----|-------|
| Live Bait | 125 | -   | 520   | 686   | -   | -    | -    | -   | -    | -   | 263 | 335 | 1929  |
| Dead Bait | 99  | 599 | -     | 99    | 99  | -    | 148  | 248 | 99   | 270 | 50  | 99  | 1810  |
| Total     | 224 | 599 | 520   | 785   | 99  | -    | 148  | 248 | 99   | 270 | 313 | 434 | 3739  |

Table J.2.e. Ex-vessel value (\$) of bait shrimp (live and dead) landed commercially from Gulf of Mexico Grid Zone 21.0 during 1997.

|           | Jan | Feb | March | April | May | June | July | Aug | Sept | Oct | Nov  | Dec  | Total |
|-----------|-----|-----|-------|-------|-----|------|------|-----|------|-----|------|------|-------|
| Live Bait | 500 | -   | 1300  | 1715  | -   | -    | -    | -   | -    | -   | 1052 | 1340 | 5907  |
| Dead Bait | 178 | 678 | -     | 178   | 178 | -    | 266  | 446 | 178  | 486 | 90   | 178  | 2858  |
| Total     | 678 | 678 | 1300  | 1893  | 178 | -    | 266  | 446 | 178  | 486 | 1142 | 1518 | 8765  |

PWD RP V3400-209C (9/98)

Dispersal of this publication conforms with Texas State Documents Depository Law, and it is available at Texas State Publications Clearinghouse and/or Texas Depository Libraries.